



KANE COUNTY

FRASZ, Kenyon, Hanson, Iqbal, Kious, Sanchez, Weber & ex-officio Martin

TRANSPORTATION COMMITTEE

TUESDAY, MARCH 19, 2019

County Board Room

Agenda

9:00 AM

Kane County Government Center, 719 S. Batavia Ave., Bldg. A, Geneva, IL 60134

1. **Call to Order**
2. **Approval of Minutes: February 19, 2019**
3. **Public Comment (Agenda Items)**
4. **Finance**
 - A. February Transportation Committee Finance Reports
 - B. **Resolution:** Approving of Personnel Hiring and Replacement, Kane County Division of Transportation - Accountant II (1)
5. **Maintenance**
 - A. Maintenance Report
 - B. Vehicle Lease Program
6. **Planning & Programming**
 - A. Planning & Programming Report
 - B. **Resolution:** Approving Adoption of the Kane County 2040 Transportation Plan and 5-Year Transportation Improvement Program (TIP)
 - C. **Ordinance:** Amending Ordinance No. 17-92, Kane County Road Improvement Impact Fee Ordinance
7. **Traffic Operations & Permitting**
 - A. Traffic Operations & Permitting Report
8. **Project Implementation**
 - A. Project Implementation Report
 - B. **Resolution:** Approving Contract for Construction with Curran Contracting, Inc. of Crystal Lake, Illinois for Randall Road at Weld Road/U.S. 20 Intersection Improvement, Kane County Section No. 14-00446-00-CH
 - C. **Resolution:** Approving Contract for Construction with D. Construction, Inc. of Coal City, Illinois for Silver Glen Road over Otter Creek, Kane County Section No. 16-00115-02-BR
 - D. **Resolution:** Approving Contract for Construction with SKC Construction, Inc. of West Dundee, Illinois for 2019 Kane County HMA Crack Sealing Project, Kane County Section No. 19-00000-02-GM
 - E. **Resolution:** Approving Contract for Construction with Corrective Asphalt Materials, LLC of South Roxana, Illinois for 2019 Kane County Pavement Preservation Project, Kane County Section No. 19-00000-01-GM

- F. **Resolution:** Approving Contract for Construction with Martam Construction, Inc. of Elgin, Illinois for Peplow Road over Tributary to Virgil Ditch No. 3, Kane County Section No. 08-00383-00-BR
- G. **Resolution:** Approving a Phase III Engineering Services Agreement with Wight & Company of Chicago, Illinois for Fabyan Parkway over the Fox River, Kane County Section No. 17-00479-00-BR

9. Reports Placed On File

10. Executive Session

- 11. **Resolution:** Approving Acquisition of Highway Right of Way, Bliss Road-Fabyan Parkway-Main Street Intersection Realignment, Kane County Section No. 14-00288-01-PV, Parcel No. 0009 and 0009TE (not included)

12. Public Comment (Non-Agenda Items)

13. Adjournment

**Transportation Committee Revenue Report - Summary
Through February 28, 2019 (25.0% YTD)**

	Current Month Transactions	Total Amended Budget	Total Amended Budget excluding Cash on Hand	YTD Actual Transactions	Total % Received
520 Transportation	\$ 2,847,532	\$ 110,732,861	68,109,373	\$ 26,184,459	38.44%
300 County Highway	\$ 26,362	\$ 8,972,142	5,790,659	\$ 102,246	1.77%
301 County Bridge	\$ -	\$ 405,000	329,945	\$ 566	0.17%
302 Motor Fuel Tax	\$ 563,612	\$ 11,612,236	7,360,951	\$ 584,622	7.94%
303 County Highway Matching	\$ -	\$ 67,270	66,125	\$ 263	0.40%
304 Motor Fuel Local Option	\$ 876,455	\$ 17,129,688	10,135,500	\$ 900,650	8.89%
305 Transportation Sales Tax	\$ 1,260,479	\$ 37,229,421	17,934,775	\$ 1,309,451	7.30%
515 Longmeadow Bond Construction	\$ -	\$ 23,418,253	23,418,253	\$ 23,003,253	98.23%
540 Transportation Capital	\$ -	\$ 1,776,337	922,415	\$ 3,089	0.33%
550 Aurora Area Impact Fees	\$ -	\$ 5,500	5,500	\$ 900	16.37%
551 Campton Hills Impact Fees	\$ -	\$ 299,107	5,000	\$ 1,366	27.33%
552 Greater Elgin Impact Fees	\$ -	\$ 576,000	1,250	\$ 1,407	112.55%
553 Northwest Impact Fees	\$ -	\$ 200,000	2,000	\$ 463	23.15%
554 Southwest Impact Fees	\$ -	\$ 245,000	2,000	\$ 1,082	54.12%
555 Tri-Cities Impact Fees	\$ -	\$ 959,442	6,500	\$ 1,719	26.44%
556 Upper Fox Impact Fees	\$ -	\$ 870,000	3,500	\$ 850	24.28%
557 West Central Impact Fees	\$ -	\$ 70,000	250	\$ 95	38.04%
558 North Impact Fees	\$ 54,076	\$ 2,370,000	917,500	\$ 129,640	14.13%
559 Central Impact Fees	\$ 23,263	\$ 3,172,000	660,000	\$ 76,356	11.57%
560 South Impact Fees	\$ 43,285	\$ 1,355,465	547,250	\$ 66,443	12.14%
Grand Total	\$ 2,847,532	\$ 110,732,861	68,109,373	\$ 26,184,459	38.44%

**Transportation Committee Expenditure Report - Summary
Through February 28, 2019 (25.0% YTD, 26.92% Payroll)**

	Current Month Transactions	Total Amended Budget	Total Amended Budget excluding Net Income	YTD Actual Transactions	YTD Encumbrances	Total % Used
520 Transportation	\$ 2,557,348	\$ 110,732,861	\$ 102,814,608	\$ 8,055,875	\$ 68,137,160	7.84%
300 County Highway	\$ 386,301	\$ 8,972,142	\$ 8,972,142	\$ 1,277,177	\$ 3,588,588	14.23%
301 County Bridge	\$ -	\$ 405,000	\$ 405,000	\$ 2,405	\$ 403,763	0.59%
302 Motor Fuel Tax	\$ 352,526	\$ 11,612,236	\$ 11,612,236	\$ 4,540,209	\$ 4,820,785	39.10%
303 County Highway Matching	\$ -	\$ 67,270	\$ 67,270	\$ -	\$ 66,929	0.00%
304 Motor Fuel Local Option	\$ 426,783	\$ 17,129,688	\$ 17,129,688	\$ 533,682	\$ 5,310,430	3.12%
305 Transportation Sales Tax	\$ 150,863	\$ 37,229,421	\$ 37,229,421	\$ 385,432	\$ 23,267,673	1.04%
540 Transportation Capital	\$ -	\$ 1,776,337	\$ 1,776,337	\$ -	\$ 1,990,300	0.00%
550 Aurora Area Impact Fees	\$ -	\$ 5,500	\$ 5,500	\$ -	\$ -	0.00%
553 Northwest Impact Fees	\$ -	\$ 200,000	\$ 200,000	\$ -	\$ -	0.00%
554 Southwest Impact Fees	\$ 36,244	\$ 245,000	\$ 245,000	\$ 40,525	\$ 531,062	16.54%
556 Upper Fox Impact Fees	\$ -	\$ 870,000	\$ 870,000	\$ -	\$ -	0.00%
559 Central Impact Fees	\$ -	\$ 3,172,000	\$ 3,172,000	\$ -	\$ 871,251	0.00%
560 South Impact Fees	\$ -	\$ 1,355,465	\$ 1,355,465	\$ -	\$ 2,229,596	0.00%
551 Campton Hills Impact Fees	\$ -	\$ 299,107	\$ 299,107	\$ -	\$ 505,377	0.00%
552 Greater Elgin Impact Fees	\$ 26,361	\$ 576,000	\$ 576,000	\$ 38,901	\$ 148,697	6.75%
555 Tri-Cities Impact Fees	\$ -	\$ 959,442	\$ 959,442	\$ -	\$ 1,302,317	0.00%
558 North Impact Fees	\$ 52,575	\$ 2,370,000	\$ 2,370,000	\$ 111,850	\$ 1,192,087	4.72%
557 West Central Impact Fees	\$ -	\$ 70,000	\$ 70,000	\$ -	\$ 34,000	0.00%
515 Longmeadow Bond Construction	\$ 1,125,695	\$ 23,418,253	\$ 15,500,000	\$ 1,125,695	\$ 21,874,305	7.26%
Grand Total	\$ 2,557,348	\$ 110,732,861	\$ 102,814,608	\$ 8,055,875	\$ 68,137,160	7.84%

**Transportation Committee Expenditure Report - Detail
Through February 28, 2019 (25.0% YTD, 26.92% Payroll)**

	Current Month Transactions	Total Amended Budget	Total Amended Budget excluding Net Income	YTD Actual Transactions	YTD Encumbrances	Total % Used
520 Transportation	\$ 2,557,348	\$ 110,732,861	\$ 102,814,608	\$ 8,055,875	\$ 68,137,160	7.84%
300 County Highway	\$ 386,301	\$ 8,972,142	\$ 8,972,142	\$ 1,277,177	\$ 3,588,588	14.23%
Personnel Services- Salaries & Wages	\$ 161,183	\$ 2,684,416	\$ 2,684,416	\$ 566,951	\$ -	21.12%
Personnel Services- Employee Benefits	\$ 57,769	\$ 1,021,847	\$ 1,021,847	\$ 187,725	\$ -	18.37%
Contractual Services	\$ 91,039	\$ 2,717,849	\$ 2,717,849	\$ 131,608	\$ 3,058,583	4.84%
Commodities	\$ 76,311	\$ 770,900	\$ 770,900	\$ 99,242	\$ (37,483)	12.87%
Capital	\$ -	\$ 1,509,734	\$ 1,509,734	\$ 24,255	\$ 567,488	1.61%
Transfers Out	\$ -	\$ 267,396	\$ 267,396	\$ 267,396	\$ -	100.00%
301 County Bridge	\$ -	\$ 405,000	\$ 405,000	\$ 2,405	\$ 403,763	0.59%
Contractual Services	\$ -	\$ 405,000	\$ 405,000	\$ 2,405	\$ 403,763	0.59%
302 Motor Fuel Tax	\$ 352,526	\$ 11,612,236	\$ 11,612,236	\$ 4,540,209	\$ 4,820,785	39.10%
Personnel Services- Salaries & Wages	\$ 272,630	\$ 2,589,792	\$ 2,589,792	\$ 830,472	\$ -	32.07%
Personnel Services- Employee Benefits	\$ 79,621	\$ 1,049,573	\$ 1,049,573	\$ 214,524	\$ -	20.44%
Contractual Services	\$ 275	\$ 1,130,743	\$ 1,130,743	\$ 275	\$ -	0%
Capital	\$ -	\$ 3,347,190	\$ 3,347,190	\$ -	\$ 4,820,785	0.00%
Transfers Out	\$ -	\$ 3,494,938	\$ 3,494,938	\$ 3,494,938	\$ -	100.00%
303 County Highway Matching	\$ -	\$ 67,270	\$ 67,270	\$ -	\$ 66,929	0.00%
Commodities	\$ -	\$ 67,270	\$ 67,270	\$ -	\$ 66,929	0.00%
304 Motor Fuel Local Option	\$ 426,783	\$ 17,129,688	\$ 17,129,688	\$ 533,682	\$ 5,310,430	3.12%
Contractual Services	\$ 147,554	\$ 12,415,180	\$ 12,415,180	\$ 36,879	\$ 4,076,121	0.30%
Commodities	\$ 279,229	\$ 1,834,008	\$ 1,834,008	\$ 494,441	\$ 1,232,541	26.96%
Capital	\$ -	\$ 2,825,000	\$ 2,825,000	\$ -	\$ 1,767	0.00%
Transfers Out	\$ -	\$ 55,500	\$ 55,500	\$ 2,362	\$ -	4.26%
305 Transportation Sales Tax	\$ 150,863	\$ 37,229,421	\$ 37,229,421	\$ 385,432	\$ 23,267,673	1.04%
Contractual Services	\$ 147,715	\$ 9,789,717	\$ 9,789,717	\$ 350,394	\$ 7,611,390	3.58%
Capital	\$ 3,149	\$ 27,439,704	\$ 27,439,704	\$ 35,039	\$ 15,656,283	0.13%
Transfers Out	\$ -	\$ -	\$ -	\$ -	\$ -	N/A
515 Longmeadow Bond Construction	\$ 1,125,695	\$ 23,418,253	\$ 15,500,000	\$ 1,125,695	\$ 21,874,305	7.26%
Capital	\$ 1,125,695	\$ 15,500,000	\$ 15,500,000	\$ 1,125,695	\$ 21,874,305	7.26%
Contingency and Other	\$ -	\$ 7,918,253	\$ -	\$ -	\$ -	N/A
540 Transportation Capital	\$ -	\$ 1,776,337	\$ 1,776,337	\$ -	\$ 1,990,300	0.00%
Contractual Services	\$ -	\$ 1,102,444	\$ 1,102,444	\$ -	\$ 1,990,300	0.00%
Capital	\$ -	\$ 673,893	\$ 673,893	\$ -	\$ -	0.00%
550 Aurora Area Impact Fees	\$ -	\$ 5,500	\$ 5,500	\$ -	\$ -	0.00%
Capital	\$ -	\$ 5,500	\$ 5,500	\$ -	\$ -	0.00%
551 Campton Hills Impact Fees	\$ -	\$ 299,107	\$ 299,107	\$ -	\$ 505,377	0.00%
Contractual Services	\$ -	\$ 60,000	\$ 60,000	\$ -	\$ 266,270	0.00%
Capital	\$ -	\$ 239,107	\$ 239,107	\$ -	\$ 239,107	0.00%
552 Greater Elgin Impact Fees	\$ 26,361	\$ 576,000	\$ 576,000	\$ 38,901	\$ 148,697	6.75%
Contractual Services	\$ 3,698	\$ -	\$ -	\$ 16,239	\$ 25,503	N/A
Capital	\$ 22,663	\$ 576,000	\$ 576,000	\$ 22,663	\$ 123,194	3.93%
553 Northwest Impact Fees	\$ -	\$ 200,000	\$ 200,000	\$ -	\$ -	0.00%
Capital	\$ -	\$ 200,000	\$ 200,000	\$ -	\$ -	0.00%
554 Southwest Impact Fees	\$ 36,244	\$ 245,000	\$ 245,000	\$ 40,525	\$ 531,062	16.54%
Contractual Services	\$ 36,244	\$ 245,000	\$ 245,000	\$ 40,525	\$ 531,062	16.54%
555 Tri-Cities Impact Fees	\$ -	\$ 959,442	\$ 959,442	\$ -	\$ 1,302,317	0.00%
Contractual Services	\$ -	\$ -	\$ -	\$ -	\$ 57,875	N/A
Capital	\$ -	\$ 959,442	\$ 959,442	\$ -	\$ 1,244,442	0.00%

**Transportation Committee Expenditure Report - Detail
Through February 28, 2019 (25.0% YTD, 26.92% Payroll)**

	Current Month Transactions	Total Amended Budget	Total Amended Budget excluding Net Income	YTD Actual Transactions	YTD Encumbrances	Total % Used
556 Upper Fox Impact Fees	\$ -	\$ 870,000	\$ 870,000	\$ -	\$ -	0.00%
Capital	\$ -	\$ 870,000	\$ 870,000	\$ -	\$ -	0.00%
557 West Central Impact Fees	\$ -	\$ 70,000	\$ 70,000	\$ -	\$ 34,000	0.00%
Capital	\$ -	\$ 70,000	\$ 70,000	\$ -	\$ 34,000	0.00%
558 North Impact Fees	\$ 52,575	\$ 2,370,000	\$ 2,370,000	\$ 111,850	\$ 1,192,087	4.72%
Contractual Services	\$ 52,575	\$ 1,500,000	\$ 1,500,000	\$ 111,850	\$ 1,192,087	7.46%
Capital	\$ -	\$ 825,000	\$ 825,000	\$ -	\$ -	0.00%
Transfers Out	\$ -	\$ 45,000	\$ 45,000	\$ -	\$ -	0.00%
559 Central Impact Fees	\$ -	\$ 3,172,000	\$ 3,172,000	\$ -	\$ 871,251	0.00%
Contractual Services	\$ -	\$ 400,000	\$ 400,000	\$ -	\$ 471,251	0.00%
Capital	\$ -	\$ 2,740,000	\$ 2,740,000	\$ -	\$ 400,000	0.00%
Transfers Out	\$ -	\$ 32,000	\$ 32,000	\$ -	\$ -	0.00%
560 South Impact Fees	\$ -	\$ 1,355,465	\$ 1,355,465	\$ -	\$ 2,229,596	0.00%
Contractual Services	\$ -	\$ 32,590	\$ 32,590	\$ -	\$ -	0.00%
Capital	\$ -	\$ 1,296,875	\$ 1,296,875	\$ -	\$ 2,229,596	0.00%
Transfers Out	\$ -	\$ 26,000	\$ 26,000	\$ -	\$ -	0.00%
Grand Total	\$ 2,557,348	\$ 110,732,861	\$ 102,814,608	\$ 8,055,875	\$ 68,137,160	7.84%



Transportation Accounts Payable by GL Distribution

Payment Date Range 02/01/19 - 02/28/19

Vendor	Invoice No.	Invoice Description	Status	Held Reason	Invoice Date	Due Date	G/L Date	Received Date	Payment Date	Invoice Amount	
Fund 300 - County Highway											
Department 520 - Transportation											
Sub-Department 520 - County Highway											
Account 50140 - Engineering Services											
1059 - Christopher B. Burke Engineering, Ltd.	148379	17-00482-00-ES; OnCallDesignEngr.P2 12/01/18 - 12/31/18	Paid by Check # 365369		01/15/2019	01/18/2019	01/18/2019		02/04/2019	90.30	
1059 - Christopher B. Burke Engineering, Ltd.	148390	17-00482-00-ES; OnCallDesignEngr.P2 12/09/18 - 12/31/18	Paid by Check # 365369		01/16/2019	01/18/2019	01/18/2019		02/04/2019	3,175.75	
10916 - gba Systems Integrators LLC	1-2018-2372	18-00365-06-EG; NOM Eng Svcs; 12/01/18 - 12/31/18	Paid by EFT # 51131		01/03/2019	01/23/2019	01/23/2019		02/04/2019	2,852.00	
3201 - P B Americas, Inc. (Parsons Brinckerhoff)	33-839060-F	15-00365-04-EG; Trafic.TSOM, Engineering, 11/01/18-11/30/18	Paid by Check # 365443		01/11/2019	01/18/2019	11/30/2018		02/04/2019	75,134.52	
5563 - WBK Engineering, LLC	19881	18-00492-00-EG; On-Call Utility Permit Review, 12/01/18-12/31/18	Paid by EFT # 51240		01/14/2019	01/23/2019	01/23/2019		02/04/2019	6,552.00	
									Account 50140 - Engineering Services Totals	Invoice Transactions 5	<u>\$87,804.57</u>
Account 50150 - Contractual/Consulting Services											
8451 - Constant Contact Inc	4BKFDWAB2819	KDOT Planning Staff; Marketing Services, Email	Paid by Check # 365522		01/28/2019	02/04/2019	02/04/2019		02/19/2019	378.00	
4960 - HNTB Corporation	09-69925-PL-001	2018-2020 On-Call GIS Services	Paid by EFT # 51344		01/25/2019	02/06/2019	02/06/2019		02/19/2019	6,299.71	
									Account 50150 - Contractual/Consulting Services Totals	Invoice Transactions 2	<u>\$6,677.71</u>
Account 50160 - Legal Services											
1168 - J Patrick Jaeger	011619 Jaeger	KDOT; Legal Fees, Prof Svs & Reimb Expenses, Dec 2017-Nov 2018	Paid by Check # 365423		01/16/2019	01/16/2019	11/30/2018		02/04/2019	37,965.00	
									Account 50160 - Legal Services Totals	Invoice Transactions 1	<u>\$37,965.00</u>
Account 50340 - Software Licensing Cost											
4526 - Fifth Third Bank	5554-CS-12/18	KDOT: Amzn, Jegs, Zoro, Midwest, Emedco, BoltDepot,Walmart, Metro	Paid by EFT # 51125		01/04/2019	01/10/2019	01/10/2019		02/04/2019	49.00	
1820 - irth Solutions, LLC (Bytronics)	SIR003547	KDOT BPO: Julie Field LocateApplicationDigTrack Dec 2018 ticket	Paid by EFT # 51153		01/01/2019	01/22/2019	01/22/2019		02/04/2019	200.00	
									Account 50340 - Software Licensing Cost Totals	Invoice Transactions 2	<u>\$249.00</u>



Transportation Accounts Payable by GL Distribution

Payment Date Range 02/01/19 - 02/28/19

Vendor	Invoice No.	Invoice Description	Status	Held Reason	Invoice Date	Due Date	G/L Date	Received Date	Payment Date	Invoice Amount
Fund 300 - County Highway										
Department 520 - Transportation										
Sub-Department 520 - County Highway										
Account 52000 - Disposal and Water Softener Svcs										
1633 - Culligan Tri City Soft Water	16670	KDOT BPO: 24786 Water Softener Service, # 365526 2 Units	Paid by Check		01/31/2019	02/06/2019	02/06/2019		02/19/2019	89.00
1633 - Culligan Tri City Soft Water	16671	KDOT BPO:24794 Water Softener Service, # 365526 2 Units	Paid by Check		01/31/2019	02/06/2019	02/06/2019		02/19/2019	498.00
1024 - Ready Refresh by Nestle (Ice Mountain)	09A0121852636	KDOT BPO: Bottled Water Delivery Services 12/15/18 - 01/14/19	Paid by EFT # 51403		01/16/2019	02/04/2019	02/04/2019		02/19/2019	124.45
1216 - Waste Management of Illinois - West	3383081-2011-6	KDOT BPO: WasteDisposal, Dumpster, 01/01/19- 01/15/19, 291269	Paid by EFT # 51448		01/16/2019	02/04/2019	02/04/2019		02/19/2019	417.00
1216 - Waste Management of Illinois - West	3876252-2011-7	KDOT BPO: WasteDisposal, Dumpster Services 02/01/19-02/28/19	Paid by EFT # 51448		01/31/2019	02/06/2019	02/06/2019		02/19/2019	7.93
							Account 52000 - Disposal and Water Softener Svcs Totals		Invoice Transactions 5	<u>\$1,136.38</u>
Account 52010 - Janitorial Services										
9876 - Eco-Clean Maintenance, Inc.	7556	KDOT BPO: Janitorial Svcs 017 Janitorial Svcs December 2018	Paid by EFT # 51118		12/31/2018	01/22/2019	01/22/2019		02/04/2019	1,554.22
							Account 52010 - Janitorial Services Totals		Invoice Transactions 1	<u>\$1,554.22</u>
Account 52110 - Repairs and Maint- Buildings										
10243 - Connor Company	S8323432.001	KDOT; AOS UN-LIME Delimer, 5 Gal, #9005417105	Paid by EFT # 51106		01/11/2019	01/22/2019	01/22/2019		02/04/2019	254.07
1390 - Menards, Inc.	61711	XX0351 PVC Coupling, MIP WH Drain Valve, 3" Coupling Sch 40	Paid by Check # 365428		01/08/2019	01/22/2019	01/22/2019		02/04/2019	19.55
9026 - Stenstrom Petroleum Services Group	S136941	2482; 144425; Fuel Maint Service, Pump 8 Not Dispensing	Paid by EFT # 51220		01/07/2019	01/22/2019	01/22/2019		02/04/2019	636.10
2520 - G.W. Berkheimer Co., Inc.	374372	KDOT; Weil-Mclain Cover Replacement Kit # 365545	Paid by Check # 365545		01/11/2019	02/06/2019	02/06/2019		02/19/2019	182.41
2520 - G.W. Berkheimer Co., Inc.	371722	XX51123; Weil McLanin Ultra, Shpg	Paid by Check # 365545		01/08/2019	02/06/2019	02/06/2019		02/19/2019	852.03
2520 - G.W. Berkheimer Co., Inc.	852351	XX51123; Weil Mclain Ult D2, CREDIT, Under Warranty	Paid by Check # 365545		01/21/2019	02/06/2019	02/06/2019		02/19/2019	(770.23)



Transportation Accounts Payable by GL Distribution

Payment Date Range 02/01/19 - 02/28/19

Vendor	Invoice No.	Invoice Description	Status	Held Reason	Invoice Date	Due Date	G/L Date	Received Date	Payment Date	Invoice Amount	
Fund 300 - County Highway											
Department 520 - Transportation											
Sub-Department 520 - County Highway											
Account 52110 - Repairs and Maint- Buildings											
3060 - Grainger Inc	9056479976	KDOT; HoffmanSpec Steam Trap Assy, Overhead Door Opener Receiver	Paid by EFT # 51329		01/14/2019	02/04/2019	02/04/2019		02/19/2019	321.54	
3060 - Grainger Inc	9069874478	XX9330 Reznor #61145, Spark Pilot Assembly	Paid by EFT # 51329		01/28/2019	02/06/2019	02/06/2019		02/19/2019	118.43	
1390 - Menards, Inc.	62037	XX0351 Galv Tee, pipe connector, round reducer, cleanout plug	Paid by Check # 365580		01/15/2019	02/04/2019	02/04/2019		02/19/2019	143.38	
1390 - Menards, Inc.	62100	XX0351 **CREDIT**Reducer, pipe connector, round tee, Galv tee	Paid by Check # 365580		01/16/2019	02/04/2019	02/04/2019		02/19/2019	(58.09)	
1390 - Menards, Inc.	7529	XX0451 Bronz & brass ball valves FIP	Paid by EFT # 51381		02/05/2019	02/06/2019	02/06/2019		02/19/2019	326.76	
									Account 52110 - Repairs and Maint- Buildings Totals	Invoice Transactions 11	<u>\$2,025.95</u>
Account 52140 - Repairs and Maint- Copiers											
8930 - Impact Networking, LLC	1321403	KC04; KDOT BPO-Bizhub 552 Copier Maint, A2WV011009281	Paid by EFT # 51150		01/15/2019	01/22/2019	01/22/2019		02/04/2019	32.00	
4371 - Toshiba Business Solutions, Inc.	15070673	TOBMVMN; 1206965; Toshiba eStudio5008A, 12/2/18-1/1/19 Permit	Paid by Check # 365462		01/03/2019	01/22/2019	01/22/2019		02/04/2019	5.42	
4371 - Toshiba Business Solutions, Inc.	15080345	TOBMVMN; 1206965; Toshiba eStudio4505AC, 12/16/18-01/15/19	Paid by Check # 365462		01/08/2019	01/22/2019	01/22/2019		02/04/2019	18.28	
8930 - Impact Networking, LLC	1332076	KC04; KDOT BPO-Bizhub 754 Copier Maint, A55V01100376	Paid by EFT # 51349		01/28/2019	02/04/2019	02/04/2019		02/19/2019	55.14	
4371 - Toshiba Business Solutions, Inc.	15091585	BPO: AIMS Copier Maint Contract MA-1.0.0, 72 Mo E-studio 457	Paid by Check # 365622		01/14/2019	02/04/2019	02/04/2019		02/19/2019	5.91	
									Account 52140 - Repairs and Maint- Copiers Totals	Invoice Transactions 5	<u>\$116.75</u>



Transportation Accounts Payable by GL Distribution

Payment Date Range 02/01/19 - 02/28/19

Vendor	Invoice No.	Invoice Description	Status	Held Reason	Invoice Date	Due Date	G/L Date	Received Date	Payment Date	Invoice Amount	
Fund 300 - County Highway											
Department 520 - Transportation											
Sub-Department 520 - County Highway											
Account 53100 - Conferences and Meetings											
4526 - Fifth Third Bank	5554-CS-12/18	KDOT: Amzn, Jegs, Zoro, Midwest, Emedco, BoltDepot,Walmart, Metro	Paid by EFT # 51125		01/04/2019	01/10/2019	01/10/2019		02/04/2019	811.88	
6036 - Mobotrex Inc.	CHI2019-KAN	Traffic Seminar K Nika, R Johnson & S Zulkowski	Paid by Check # 365429		01/04/2019	01/22/2019	01/22/2019		02/04/2019	120.00	
11789 - Ryan Peterson	011019	PEV: CMAP; CMAQ, KC Planners Forum Reg, Meals	Paid by EFT # 51190		01/10/2019	01/24/2019	01/24/2019		02/04/2019	91.21	
11878 - Troy Martin Simpson	012219	PEV: CMAP, Metra, KKCOM, Meals, Parking, 01/09/19-01/18/19	Paid by EFT # 51212		01/22/2019	01/23/2019	01/23/2019		02/04/2019	125.38	
2060 - Taylor Street Pizza & Catering	1138	KDOT; Catering - KKCOM Trans Policy Meeting, 10/18/18	Paid by Check # 365457		10/18/2018	01/23/2019	11/30/2018		02/04/2019	150.28	
4478 - Thomas B. Rickert	012819	PEV: APA Airfare, KKCOM BikePlanWorkshop-Mileage, 01/25/19	Paid by EFT # 51406		01/28/2019	02/01/2019	02/01/2019		02/19/2019	355.96	
4478 - Thomas B. Rickert	012719	PEV: CMAP,CtyBrd,IDOT,ElginChmbr, Mileage,12/18/18-1/15/19	Paid by EFT # 51406		01/27/2019	02/05/2019	02/05/2019		02/19/2019	101.75	
2060 - Taylor Street Pizza & Catering	KDOT011719	KDOT; Catering-KKCOM TransPolicyComMtg @ GovtCtr Auditorium	Paid by Check # 365618		01/17/2019	02/04/2019	02/04/2019		02/19/2019	150.28	
									Account 53100 - Conferences and Meetings Totals	Invoice Transactions 8	\$1,906.74
Account 53120 - Employee Mileage Expense											
4423 - Steve Coffinbargar	012719	PEV: IDOT, Trans Comm & Policy-Mileage, 01/08/19-01/17/19	Paid by EFT # 51288		01/27/2019	02/01/2019	02/01/2019		02/19/2019	35.79	
4478 - Thomas B. Rickert	012819	PEV: APA Airfare, KKCOM BikePlanWorkshop-Mileage, 01/25/19	Paid by EFT # 51406		01/28/2019	02/01/2019	02/01/2019		02/19/2019	14.50	



Transportation Accounts Payable by GL Distribution

Payment Date Range 02/01/19 - 02/28/19

Vendor	Invoice No.	Invoice Description	Status	Held Reason	Invoice Date	Due Date	G/L Date	Received Date	Payment Date	Invoice Amount
Fund 300 - County Highway										
Department 520 - Transportation										
Sub-Department 520 - County Highway										
Account 53120 - Employee Mileage Expense										
4478 - Thomas B. Rickert	012719	PEV: CMAP,CtyBrd,IDOT,ElginChmbr, Mileage,12/18/18-1/15/19	Paid by EFT # 51406		01/27/2019	02/05/2019	02/05/2019		02/19/2019	122.68
5020 - Stephen Douglas Zulkowski	020519	PEV: Mileage -IDOT TrafEng Meetings, 01/29/19	Paid by EFT # 51463		02/05/2019	02/06/2019	02/06/2019		02/19/2019	35.90
								Account 53120 - Employee Mileage Expense Totals	Invoice Transactions 4	<u>\$208.87</u>
Account 53130 - General Association Dues										
1850 - American Planning Association	073693-1916	KDOT; Thomas Rickert, AssocDues, Cat P, 4/1/19-3/31/20	Paid by Check # 365481		01/28/2019	02/06/2019	02/06/2019		02/19/2019	723.00
								Account 53130 - General Association Dues Totals	Invoice Transactions 1	<u>\$723.00</u>
Account 60000 - Office Supplies										
4526 - Fifth Third Bank	5554-CS-12/18	KDOT: Amzn, Jegs, Zoro, Midwest, Emedco, BoltDepot,Walmart,Metro	Paid by EFT # 51125		01/04/2019	01/10/2019	01/10/2019		02/04/2019	801.92
11023 - Genesis Technologies Inc.	678701	KDOT: HP LaserJet Print Cartridge, Cyan (actg Ofc)	Paid by EFT # 51132		12/28/2018	01/22/2019	01/22/2019		02/04/2019	117.63
3204 - Rayco Marking Products	36913	KDOT; Self Inking Stamps: R, IDOT, MFT	Paid by Check # 365448		01/10/2019	01/22/2019	01/22/2019		02/04/2019	132.80
5540 - The Tree House Inc	85198	KDOT; Dell 1355cn Printer 700 Toners: Cyan, Mag,Yllw, Black	Paid by Check # 365458		12/28/2018	01/22/2019	01/22/2019		02/04/2019	336.00
3578 - Warehouse Direct Office Products	4167222-0	142052; KDOT, Tape, Pads, Erasers, Inks	Paid by EFT # 51238		01/18/2019	01/22/2019	01/22/2019		02/04/2019	218.51
1802 - Staples Business Advantage	8053073715	DET 1032313; KDOT-Folgers Coffee	Paid by Check # 365614		01/30/2019	02/06/2019	02/06/2019		02/19/2019	359.64
								Account 60000 - Office Supplies Totals	Invoice Transactions 6	<u>\$1,966.50</u>
Account 60010 - Operating Supplies										
4526 - Fifth Third Bank	5554-CS-12/18	KDOT: Amzn, Jegs, Zoro, Midwest, Emedco, BoltDepot,Walmart,Metro	Paid by EFT # 51125		01/04/2019	01/10/2019	01/10/2019		02/04/2019	630.45
2225 - Cintas Corporation	5012656993	XX4140 First aid and Safety supplies	Paid by Check # 365499		01/28/2019	02/06/2019	02/06/2019		02/19/2019	547.89



Transportation Accounts Payable by GL Distribution

Payment Date Range 02/01/19 - 02/28/19

Vendor	Invoice No.	Invoice Description	Status	Held Reason	Invoice Date	Due Date	G/L Date	Received Date	Payment Date	Invoice Amount	
Fund 300 - County Highway											
Department 520 - Transportation											
Sub-Department 520 - County Highway											
Account 60010 - Operating Supplies											
3221 - Municipal Marking Distributors Inc	25604	KDOT: Measuring Wheel, Keson, RRT12 Ft & Inches	Paid by Check # 365585		01/17/2019	02/04/2019	02/04/2019		02/19/2019	131.00	
3221 - Municipal Marking Distributors Inc	25595	KDOT: Measuring wheel, Field books, Ink markers, lath	Paid by Check # 365585		01/11/2019	02/04/2019	02/04/2019		02/19/2019	511.00	
									Account 60010 - Operating Supplies Totals	Invoice Transactions 4	<u>\$1,820.34</u>
Account 60040 - Postage											
1457 - FedEx	6-431-12956	KDOT: Shipping, Heavey Equip Svcs	Paid by Check # 365538		01/16/2019	02/04/2019	02/04/2019		02/19/2019	24.32	
1457 - FedEx	6-439-30384	KDOT: Shipping, Crawford Murphy & Tilly	Paid by Check # 365538		01/23/2019	02/04/2019	02/04/2019		02/19/2019	15.38	
1457 - FedEx	6-390-22349	Overnight shipping FedEx J. Dickson	Paid by Check # 365538		12/05/2018	02/06/2019	02/06/2019		02/19/2019	17.90	
									Account 60040 - Postage Totals	Invoice Transactions 3	<u>\$57.60</u>
Account 60070 - Computer Hardware- Non Capital											
1040 - CDW Government LLC	QPJ7921	KDOT; CMAP(R), MS Surface Pro 4 Core M3 7Y30 ,4GB Ram	Paid by EFT # 51281		01/07/2019	02/04/2019	02/04/2019		02/19/2019	1,844.80	
1040 - CDW Government LLC	QPL0926	KDOT; CMAP(R), MS Surface Pro 4 Core M3 7Y30 ,4GB Ram	Paid by EFT # 51281		01/08/2019	02/04/2019	02/04/2019		02/19/2019	494.92	
									Account 60070 - Computer Hardware- Non Capital Totals	Invoice Transactions 2	<u>\$2,339.72</u>
Account 60340 - Buildings and Grounds Supplies											
3578 - Warehouse Direct Office Products	4182846-0	KDOT; Wypalls, SoftPull Roll Towels, Toilet Tissue	Paid by EFT # 51447		02/04/2019	02/06/2019	02/06/2019		02/19/2019	1,158.44	
									Account 60340 - Buildings and Grounds Supplies Totals	Invoice Transactions 1	<u>\$1,158.44</u>
Account 60430 - Sign Material											
4526 - Fifth Third Bank	5554-CS-12/18	KDOT: Amzn, Jegs, Zoro, Midwest, Emedco, BoltDepot,Walmart, Metro	Paid by EFT # 51125		01/04/2019	01/10/2019	01/10/2019		02/04/2019	465.90	
1390 - Menards, Inc.	59716	0351; 2x8-12', AC2 Green Treated (Bottom Boards)	Paid by Check # 365428		11/30/2018	01/16/2019	11/30/2018		02/04/2019	25.20	
1390 - Menards, Inc.	61692	XX0351; AC2 Green Treated, #3 Std, 8D HDG Common Nails	Paid by Check # 365428		01/08/2019	01/22/2019	01/22/2019		02/04/2019	125.94	



Transportation Accounts Payable by GL Distribution

Payment Date Range 02/01/19 - 02/28/19

Vendor	Invoice No.	Invoice Description	Status	Held Reason	Invoice Date	Due Date	G/L Date	Received Date	Payment Date	Invoice Amount	
Fund 300 - County Highway											
Department 520 - Transportation											
Sub-Department 520 - County Highway											
Account 60430 - Sign Material											
1671 - Traffic Control & Protection, Inc.	94335	KDOT: Sign Materials, Band It	Paid by EFT # 51224		10/30/2018	01/16/2019	11/30/2018		02/04/2019	492.50	
1390 - Menards, Inc.	62627	XX0351 Post anchor & Green treated	Paid by Check # 365580		01/25/2019	02/04/2019	02/04/2019		02/19/2019	215.84	
									Account 60430 - Sign Material Totals	Invoice Transactions 5	\$1,325.38
Account 63000 - Utilities- Natural Gas											
2253 - Nicor Gas	3814320-01/19	36-44-94-1000 4; 40W969 Burlington 12/21/18-01/23/19	Paid by Check # 365592		01/23/2019	02/04/2019	02/04/2019		02/19/2019	903.08	
2253 - Nicor Gas	4859133-01/19	39-82-88-1000 0; 41W011 Burlington 12/21/18-01/23/19	Paid by Check # 365590		01/24/2019	02/04/2019	02/04/2019		02/19/2019	2,823.99	
1066 - Constellation NewEnergy-Gas Division, LLC	2527234-DOT	BG-164802; Gas, 41W011 Burlington, 01/01/19-01/31/19	Paid by EFT # 51464		02/14/2019	02/15/2019	02/15/2019		02/26/2019	1,706.13	
									Account 63000 - Utilities- Natural Gas Totals	Invoice Transactions 3	\$5,433.20
Account 63010 - Utilities- Electric											
10981 - Constellation NewEnergy Inc.	13738792701	;8215673;7523064009; 44W500Seavey,SaltDo me	Paid by EFT # 51107		01/08/2019	01/22/2019	01/22/2019		02/04/2019	205.44	
									Account 63010 - Utilities- Electric Totals	Invoice Transactions 1	\$205.44
Account 63020 - Utilities- Intersect Lighting											
3380 - City of Batavia	67384732-01/19	492.051306.00; Fabyan&BataviaAve- West 11/20/18-12/19/18,	Paid by Check # 365373		01/03/2019	01/22/2019	01/22/2019		02/04/2019	37.77	
1054 - ComEd	0528116225-01/19	272348836; Scott-BeaconLt@Harter 11/30/18-01/03/19	Paid by Check # 365391		01/03/2019	01/22/2019	01/22/2019		02/04/2019	6.18	
1054 - ComEd	4539103069-01/19	4539103069; Orchard-StrLghts/Aucutt 11/30/18-01/03/19	Paid by Check # 365386		01/03/2019	01/22/2019	01/22/2019		02/04/2019	112.09	
1054 - ComEd	1163141072-01/19	1163141072; VariousTrafficLts 11/30/18 - 01/03/19	Paid by Check # 365385		01/03/2019	01/22/2019	01/22/2019		02/04/2019	2,968.12	
1054 - ComEd	0453004165-01/19	0453004165; 1 1/2 LaFox 11/30/18-01/03/19	Paid by Check # 365389		01/04/2019	01/22/2019	01/22/2019		02/04/2019	36.00	
1054 - ComEd	1635014211-01/19	1635014211; BlissRd, SugarGrove, 12/04/18 - 01/07/19	Paid by Check # 365390		01/07/2019	01/22/2019	01/22/2019		02/04/2019	8.42	



Transportation Accounts Payable by GL Distribution

Payment Date Range 02/01/19 - 02/28/19

Vendor	Invoice No.	Invoice Description	Status	Held Reason	Invoice Date	Due Date	G/L Date	Received Date	Payment Date	Invoice Amount
Fund 300 - County Highway										
Department 520 - Transportation										
Sub-Department 520 - County Highway										
Account 63020 - Utilities- Intersect Lighting										
1054 - ComEd	3183143047-01/19	Speed Signs: Randal/Mdlcrk/Dean 11/28/18 12/31/18	Paid by Check # 365388		01/08/2019	01/22/2019	01/22/2019		02/04/2019	47.68
1054 - ComEd	5067138019-01/19	5067138019; VariousTrfcLghts 12/06/18-01/09/19	Paid by Check # 365392		01/09/2019	01/22/2019	01/22/2019		02/04/2019	1,887.26
1054 - ComEd	0067153039-01/19	38W901 HuntleyRd@SquareBar n 12/10/18 - 01/11/19	Paid by Check # 365387		01/11/2019	01/22/2019	01/22/2019		02/04/2019	.49
1054 - ComEd	2991138206-01/19	272277451; Mtrd Trfc Lites/S Randall 12/11/18-01/14/19	Paid by Check # 365394		01/14/2019	01/22/2019	01/22/2019		02/04/2019	157.41
1054 - ComEd	0960088046-01/19	272138976; US 20/Brier Hill Rd@AllenRd, 12/7/18-01/10/19	Paid by Check # 365393		01/22/2019	01/22/2019	01/22/2019		02/04/2019	.41
10981 - Constellation NewEnergy Inc.	13739371601	7298774-24; 8215674; 2043096048 12/3/18-01/04/19	Paid by EFT # 51108		01/08/2019	01/22/2019	01/22/2019		02/04/2019	112.54
3380 - City of Batavia	316075971-01/19	392.050025.00; Kirk & Pine, 12/12/18 - 01/11/19	Paid by Check # 365503		01/24/2019	02/04/2019	02/04/2019		02/19/2019	110.95
3380 - City of Batavia	73835573-01/19	194.048000.00; Fabyan&Raddant, 12/11/18-01/10/19	Paid by Check # 365502		01/17/2019	02/04/2019	02/04/2019		02/19/2019	152.25
3380 - City of Batavia	320635757-01/19	194.069300.00; 10217845; Kirk&Wilson, 12/11/18-01/17/19	Paid by Check # 365505		01/17/2019	02/04/2019	02/04/2019		02/19/2019	130.17
3380 - City of Batavia	113557782-01/19	192.005410.00; Kirk&Hubbard, 12/11/18-01/09/19	Paid by Check # 365504		01/17/2019	02/04/2019	02/04/2019		02/19/2019	91.48
1044 - City of Geneva	28985388-01/19	0198004231-000; 1031 EFabyan,	Paid by Check # 365510		01/15/2019	02/04/2019	02/04/2019		02/19/2019	87.57
1054 - ComEd	0991034032-01/19	BigTmbr/Randall, Elgin 12/18/18-1/22/19	Paid by Check # 365518		01/22/2019	02/04/2019	02/04/2019		02/19/2019	263.70
1054 - ComEd	0891053188-01/19	273279596, McDonaldTrfSgnl@Ditt man 12/21/18-01/25/19	Paid by Check # 365517		01/25/2019	02/04/2019	02/04/2019		02/19/2019	30.13



Transportation Accounts Payable by GL Distribution

Payment Date Range 02/01/19 - 02/28/19

Vendor	Invoice No.	Invoice Description	Status	Held Reason	Invoice Date	Due Date	G/L Date	Received Date	Payment Date	Invoice Amount	
Fund 300 - County Highway											
Department 520 - Transportation											
Sub-Department 520 - County Highway											
Account 63020 - Utilities- Intersect Lighting											
1054 - ComEd	6063129097-01/19	271181066; WeatherStation,13N14 5 Randall 12/17/18-01/18/19	Paid by Check # 365519		01/18/2019	02/04/2019	02/04/2019		02/19/2019	41.47	
1054 - ComEd	0414000061-01/19	0414000061; Various Traf Lghts 12/13/18-01/16/18	Paid by Check # 365515		01/25/2019	02/04/2019	02/04/2019		02/19/2019	3,586.43	
									Account 63020 - Utilities- Intersect Lighting Totals	Invoice Transactions 21	\$9,868.52
Account 63040 - Fuel- Vehicles											
10849 - Mansfield Oil Company of Gainesville, Inc	311175	KDOT BPO-Fuel: ULSD 5% Bio-Diesel, Delivered 01/15/19	Paid by EFT # 51372		01/21/2019	02/04/2019	02/04/2019		02/19/2019	6,503.86	
10849 - Mansfield Oil Company of Gainesville, Inc	311179	KDOT BPO-Fuel: ULSD#1 CLR, Diesel, Delivered 01/15/19	Paid by EFT # 51372		01/18/2019	02/04/2019	02/04/2019		02/19/2019	9,199.15	
10849 - Mansfield Oil Company of Gainesville, Inc	326438	KDOT BPO-Fuel: Tank #1 Diesel&Unl Reg Gas #18-374 2018/2019	Paid by EFT # 51372		01/31/2019	02/06/2019	02/06/2019		02/19/2019	6,756.75	
10849 - Mansfield Oil Company of Gainesville, Inc	326122	KDOT BPO-Fuel: Tank #1 Diesel&Unl Reg Gas #18-374 2018/2019	Paid by EFT # 51372		01/31/2019	02/06/2019	02/06/2019		02/19/2019	9,090.28	
									Account 63040 - Fuel- Vehicles Totals	Invoice Transactions 4	\$31,550.04
Account 70020 - Computer Software- Capital											
8528 - Transcore ITS, LLC	18-01846	12-00389-01-EG; TrafMgmtSys Sftwr, 04/09/18-05/20/18	Paid by EFT # 51225		12/30/2018	01/22/2019	11/30/2018		02/04/2019	3,589.28	
8528 - Transcore ITS, LLC	19-00211-F	12-00389-01-EG; TrafMgmtSys Sftwr, 05/20/18-11/30/18	Paid by EFT # 51225		01/10/2019	01/22/2019	11/30/2018		02/04/2019	2,311.99	
									Account 70020 - Computer Software- Capital Totals	Invoice Transactions 2	\$5,901.27
									Sub-Department 520 - County Highway Totals	Invoice Transactions 97	\$201,994.64
									Department 520 - Transportation Totals	Invoice Transactions 97	\$201,994.64
									Fund 300 - County Highway Totals	Invoice Transactions 97	\$201,994.64



Transportation Accounts Payable by GL Distribution

Payment Date Range 02/01/19 - 02/28/19

Vendor	Invoice No.	Invoice Description	Status	Held Reason	Invoice Date	Due Date	G/L Date	Received Date	Payment Date	Invoice Amount
Fund 302 - Motor Fuel Tax										
Department 520 - Transportation										
Sub-Department 522 - Motor Fuel Tax										
Account 45410 - Teamsters Contribution										
1067 - Suburban Teamsters of Northern Illinois	1569-01/19	19-00000-00-RF; MFT, Health Ins for Maint staff-Jan 2019	Paid by Check # 365616		02/04/2019	02/05/2019	02/05/2019		02/19/2019	38,880.00
							Account 45410 - Teamsters Contribution Totals		Invoice Transactions 1	\$38,880.00
							Sub-Department 522 - Motor Fuel Tax Totals		Invoice Transactions 1	\$38,880.00
							Department 520 - Transportation Totals		Invoice Transactions 1	\$38,880.00
							Fund 302 - Motor Fuel Tax Totals		Invoice Transactions 1	\$38,880.00
Fund 304 - Motor Fuel Local Option										
Department 520 - Transportation										
Sub-Department 524 - Motor Fuel Local Option										
Account 50140 - Engineering Services										
1809 - Stanley Consultants Inc	16-2017-2625	17-00479-00-BR; FabyanPkwyOvrFoxRive r.P2 12/01/18-12/29/18	Paid by Check # 365613		01/27/2019	02/01/2019	02/01/2019		02/19/2019	7,598.05
7579 - Thomas Engineering Group, LLC	18-319-(2)	18-00494-00-EG; TrafficEngAssist.OnCall TrafSafety.P2	Paid by EFT # 51433		01/15/2019	02/01/2019	02/01/2019		02/19/2019	19,505.40
							Account 50140 - Engineering Services Totals		Invoice Transactions 2	\$27,103.45
Account 52020 - Repairs and Maintenance- Roads										
1390 - Menards, Inc.	60152	XX0351 Lumber & Steel post mount sign materials	Paid by Check # 365428		12/07/2018	01/23/2019	01/23/2019		02/04/2019	272.45
1390 - Menards, Inc.	6770	XX0451 Digital slvr clock	Paid by EFT # 51381		01/25/2019	02/04/2019	02/04/2019		02/19/2019	19.49
1390 - Menards, Inc.	62049	XX0351 Wood snow fence & posts	Paid by Check # 365580		01/15/2019	02/04/2019	02/04/2019		02/19/2019	330.10
							Account 52020 - Repairs and Maintenance- Roads Totals		Invoice Transactions 3	\$622.04
Account 52040 - Repairs and Maintenance- Bridges										
1096 - Martam Construction Inc	1-2018-1608	16-00478-00-BR; RdIFersonJointRr.Const ; 10/01/18-11/30/18	Paid by EFT # 51174		11/30/2018	01/18/2019	11/30/2018		02/04/2019	104,451.92
							Account 52040 - Repairs and Maintenance- Bridges Totals		Invoice Transactions 1	\$104,451.92
Account 52070 - Repairs and Maint- Pavement Mark										
1061 - Preform Traffic Control System Ltd	1-2018-1228-F	KDOT; 18-00000-04-GM; 2018 Paint Pavement Marking, 11/30/18	Paid by EFT # 51194		11/30/2018	01/16/2019	11/30/2018		02/04/2019	438,135.09
							Account 52070 - Repairs and Maint- Pavement Mark Totals		Invoice Transactions 1	\$438,135.09



Transportation Accounts Payable by GL Distribution

Payment Date Range 02/01/19 - 02/28/19

Vendor	Invoice No.	Invoice Description	Status	Held Reason	Invoice Date	Due Date	G/L Date	Received Date	Payment Date	Invoice Amount
Fund 304 - Motor Fuel Local Option										
Department 520 - Transportation										
Sub-Department 524 - Motor Fuel Local Option										
Account 60210 - Uniform Supplies										
2225 - Cintas Corporation	344116071	KDOT BPO-Uniforms/Carpet Svcs	Paid by Check # 365370		01/10/2019	01/10/2019	01/17/2019		02/04/2019	276.71
2225 - Cintas Corporation	344119422	KDOT 01019 BPO-Uniforms/Carpet Svcs	Paid by Check # 365498		01/17/2019	02/04/2019	02/04/2019		02/19/2019	276.71
2225 - Cintas Corporation	344122818	KDOT 01019 BPO-Uniforms/Carpet Svcs	Paid by Check # 365498		01/24/2019	02/04/2019	02/04/2019		02/19/2019	276.71
2225 - Cintas Corporation	344126162	KDOT BPO-Uniforms/Carpet Svcs	Paid by Check # 365498		01/31/2019	02/06/2019	02/06/2019		02/19/2019	276.71
							Account 60210 - Uniform Supplies Totals		Invoice Transactions 4	\$1,106.84
Account 60330 - Vehicle Parts/Supplies										
5852 - Battery Service Corporation	0044914	134KAN 12V-8 Faston Tab no.187 12V automotive	Paid by EFT # 51080		01/07/2019	01/17/2019	01/17/2019		02/04/2019	112.69
3583 - Elburn NAPA Inc	713795	XX1170 Brake hose	Paid by EFT # 51120		01/09/2019	01/22/2019	01/22/2019		02/04/2019	81.55
3583 - Elburn NAPA Inc	714335	XX1170 Mothers polish AL	Paid by EFT # 51120		01/14/2019	01/22/2019	01/22/2019		02/04/2019	34.68
3583 - Elburn NAPA Inc	714408	XX1170 Wheel check 33MM	Paid by EFT # 51120		01/15/2019	01/22/2019	01/22/2019		02/04/2019	73.00
3583 - Elburn NAPA Inc	714520	XX1170 LED fit & forget, pig mat pads, winter blades, air filter	Paid by EFT # 51120		01/15/2019	01/22/2019	01/22/2019		02/04/2019	288.11
3583 - Elburn NAPA Inc	714665	XX1170 Universal U Joint	Paid by EFT # 51120		01/16/2019	01/22/2019	01/22/2019		02/04/2019	22.22
3583 - Elburn NAPA Inc	714808	XX1170 JB Weld & JB Stik	Paid by EFT # 51120		01/17/2019	01/22/2019	01/22/2019		02/04/2019	6.04
3583 - Elburn NAPA Inc	714840	XX1170 20 In exact fit	Paid by EFT # 51120		01/17/2019	01/22/2019	01/22/2019		02/04/2019	33.60
3583 - Elburn NAPA Inc	714841	XX1170 Wiper blades	Paid by EFT # 51120		01/17/2019	01/22/2019	01/22/2019		02/04/2019	7.74
3583 - Elburn NAPA Inc	714915	XX1170 JB Weld stik , lamp & rain x	Paid by EFT # 51120		01/18/2019	01/22/2019	01/22/2019		02/04/2019	26.19
4526 - Fifth Third Bank	5554-CS-12/18	KDOT: Amzn, Jegs, Zoro, Midwest, Emedco, BoltDepot,Walmart, Metro	Paid by EFT # 51125		01/04/2019	01/10/2019	01/10/2019		02/04/2019	1,409.87
9287 - Rush Truck Centers of Illinois, Inc.	3013464749	XX295813 Bracket splash shield	Paid by EFT # 51206		01/15/2019	01/23/2019	01/23/2019		02/04/2019	96.90



Transportation Accounts Payable by GL Distribution

Payment Date Range 02/01/19 - 02/28/19

Vendor	Invoice No.	Invoice Description	Status	Held Reason	Invoice Date	Due Date	G/L Date	Received Date	Payment Date	Invoice Amount
Fund 304 - Motor Fuel Local Option										
Department 520 - Transportation										
Sub-Department 524 - Motor Fuel Local Option										
Account 60330 - Vehicle Parts/Supplies										
3772 - Sure Plus Manufacturing Company	345434	KaneDOT Vehicle parts/supplies	Paid by Check # 365456		01/09/2019	01/23/2019	01/23/2019		02/04/2019	268.84
11377 - Via Carlita LLC dba Hawk Ford of St. Charles	11877	114123 Pedal	Paid by EFT # 51235		01/15/2019	01/23/2019	01/23/2019		02/04/2019	106.34
11377 - Via Carlita LLC dba Hawk Ford of St. Charles	11890	114123 735 Hood	Paid by EFT # 51235		01/15/2019	01/23/2019	01/23/2019		02/04/2019	95.77
3583 - Elburn NAPA Inc	714957	XX1170 Wheel bearing & hub	Paid by EFT # 51309		01/18/2019	02/01/2019	02/01/2019		02/19/2019	141.23
3583 - Elburn NAPA Inc	715036	XX1170 Serpentine & tensioner assy	Paid by EFT # 51309		01/19/2019	02/01/2019	02/01/2019		02/19/2019	72.28
3583 - Elburn NAPA Inc	715285	XX1170 JB Weld Stik	Paid by EFT # 51309		01/22/2019	02/01/2019	02/01/2019		02/19/2019	12.08
3583 - Elburn NAPA Inc	715319	XX1170 Curved radiator hose	Paid by EFT # 51309		01/22/2019	02/01/2019	02/01/2019		02/19/2019	16.97
3583 - Elburn NAPA Inc	715591	XX1170 JDuct tape, brake shoe kits, relay, air brake chamber	Paid by EFT # 51309		01/24/2019	02/01/2019	02/01/2019		02/19/2019	221.53
3583 - Elburn NAPA Inc	715714	XX1170 Blue Def	Paid by EFT # 51309		01/25/2019	02/01/2019	02/01/2019		02/19/2019	133.70
3583 - Elburn NAPA Inc	715805	XX1170 Boxed minatures	Paid by EFT # 51309		01/25/2019	02/01/2019	02/01/2019		02/19/2019	29.34
3583 - Elburn NAPA Inc	715811	XX1170 Clamp	Paid by EFT # 51309		01/25/2019	02/01/2019	02/01/2019		02/19/2019	29.56
3583 - Elburn NAPA Inc	715993	XX1170 Power ser	Paid by EFT # 51309		01/28/2019	02/01/2019	02/01/2019		02/19/2019	478.08
3583 - Elburn NAPA Inc	715994	XX1170 Power Ser & blue def	Paid by EFT # 51309		01/28/2019	02/01/2019	02/01/2019		02/19/2019	1,223.56
3583 - Elburn NAPA Inc	716003	XX1170 Blue def	Paid by EFT # 51309		01/28/2019	02/01/2019	02/01/2019		02/19/2019	133.70
3583 - Elburn NAPA Inc	716045	XX1170 Winter blades & scraper	Paid by EFT # 51309		01/28/2019	02/01/2019	02/01/2019		02/19/2019	111.87
3583 - Elburn NAPA Inc	716098	XX1170 Thread rod	Paid by EFT # 51309		01/28/2019	02/01/2019	02/01/2019		02/19/2019	4.32
3583 - Elburn NAPA Inc	716228	XX1170 Fuel filter	Paid by EFT # 51309		01/29/2019	02/01/2019	02/01/2019		02/19/2019	220.80
3583 - Elburn NAPA Inc	715620	XX1170 Bucket & squeegee	Paid by EFT # 51309		01/24/2019	02/04/2019	02/04/2019		02/19/2019	22.86
3583 - Elburn NAPA Inc	716209	XX1170 Windshield washer	Paid by EFT # 51309		01/29/2019	02/04/2019	02/04/2019		02/19/2019	269.10
3583 - Elburn NAPA Inc	716240	XX1170 Fuel filters	Paid by EFT # 51309		01/29/2019	02/04/2019	02/04/2019		02/19/2019	53.47



Transportation Accounts Payable by GL Distribution

Payment Date Range 02/01/19 - 02/28/19

Vendor	Invoice No.	Invoice Description	Status	Held Reason	Invoice Date	Due Date	G/L Date	Received Date	Payment Date	Invoice Amount	
Fund 304 - Motor Fuel Local Option											
Department 520 - Transportation											
Sub-Department 524 - Motor Fuel Local Option											
Account 60330 - Vehicle Parts/Supplies											
3583 - Elburn NAPA Inc	716654	XX1170 Boxed miniatures & blister pack caps	Paid by EFT # 51309		02/01/2019	02/04/2019	02/04/2019		02/19/2019	108.28	
3583 - Elburn NAPA Inc	716668	XX1170 Gasket materials	Paid by EFT # 51309		02/01/2019	02/04/2019	02/04/2019		02/19/2019	44.20	
3583 - Elburn NAPA Inc	711835	1170; 1QT Syngear Oil 75W140 and Oil Filter	Paid by EFT # 51309		12/20/2018	02/06/2019	02/06/2019		02/19/2019	75.86	
5729 - Elburn Radiator Repair	14671	Kane DOT Radiator	Paid by Check # 365531		01/28/2019	02/04/2019	02/04/2019		02/19/2019	675.00	
7811 - FleetPride Inc	19080459	KDOT; Reman. Fan Assembly, Unit# 54	Paid by Check # 365542		01/24/2019	02/06/2019	02/06/2019		02/19/2019	1,151.36	
7811 - FleetPride Inc	18831967	494; Right Angle ABS Sensor	Paid by Check # 365542		01/22/2019	02/06/2019	02/06/2019		02/19/2019	113.16	
9287 - Rush Truck Centers of Illinois, Inc.	3013534655	295813; Spring Air Cab Mtg	Paid by EFT # 51411		01/21/2019	02/06/2019	02/06/2019		02/19/2019	183.80	
1125 - Transchicago Truck Group & Northwest Ford	2064980	8245; Idler AS	Paid by Check # 365624		01/25/2019	02/06/2019	02/06/2019		02/19/2019	71.08	
1125 - Transchicago Truck Group & Northwest Ford	2067014	8245; Mounting	Paid by Check # 365624		02/06/2019	02/06/2019	02/06/2019		02/19/2019	2.10	
									Account 60330 - Vehicle Parts/Supplies Totals	Invoice Transactions 41	\$8,262.83
Account 60360 - Equipment Parts/Supplies											
3583 - Elburn NAPA Inc	714404	XX1170 HD Creeper with tray	Paid by EFT # 51120		01/15/2019	01/22/2019	01/22/2019		02/04/2019	99.99	
3583 - Elburn NAPA Inc	714791	XX1170 Spark plug	Paid by EFT # 51120		01/17/2019	01/22/2019	01/22/2019		02/04/2019	21.24	
4526 - Fifth Third Bank	5554-CS-12/18	KDOT: Amzn, Jegs, Zoro, Midwest, Emedco, BoltDepot,Walmart, Metro	Paid by EFT # 51125		01/04/2019	01/10/2019	01/10/2019		02/04/2019	1,202.93	
3719 - McCann Industries, Inc.	07247576	584117 Hose assy	Paid by EFT # 51175		01/17/2019	01/23/2019	01/23/2019		02/04/2019	265.59	
10727 - Midwest Paving Equipment, Inc.	1443	KDOT; KT31217 Burner Tune-up Kit, Unit#173	Paid by EFT # 51181		11/08/2018	01/16/2019	11/30/2018		02/04/2019	180.00	
1325 - Priority Products, Inc.	931197	XX64 Suction hose, heat shrink, male connectors & quick connect	Paid by Check # 365446		12/06/2018	01/17/2019	01/17/2019		02/04/2019	333.82	
1325 - Priority Products, Inc.	931246	XX64 Duplex primary wire & gray cable seal	Paid by Check # 365446		12/06/2018	01/17/2019	01/17/2019		02/04/2019	103.84	
3583 - Elburn NAPA Inc	714929	XX1170 Adhesive seal , PTEX seal & Slv	Paid by EFT # 51309		01/18/2019	02/01/2019	02/01/2019		02/19/2019	84.32	



Transportation Accounts Payable by GL Distribution

Payment Date Range 02/01/19 - 02/28/19

Vendor	Invoice No.	Invoice Description	Status	Held Reason	Invoice Date	Due Date	G/L Date	Received Date	Payment Date	Invoice Amount	
Fund 304 - Motor Fuel Local Option											
Department 520 - Transportation											
Sub-Department 524 - Motor Fuel Local Option											
Account 60360 - Equipment Parts/Supplies											
1325 - Priority Products, Inc.	932252	KDOT BPO; EquipPts/Sup Twin reducer, crews, washers & lock nuts	Paid by Check # 365597		01/11/2019	02/04/2019	02/04/2019		02/19/2019	71.92	
1325 - Priority Products, Inc.	932123	KDOT BPO; EquipPts/Sup Duplex primary wire	Paid by Check # 365597		01/08/2019	02/04/2019	02/04/2019		02/19/2019	45.37	
1325 - Priority Products, Inc.	932084	KDOT BPO; EquipPts/Sup Washers, rivets, cotter pins, couplers	Paid by Check # 365597		01/11/2019	02/04/2019	02/04/2019		02/19/2019	427.37	
1325 - Priority Products, Inc.	932375	KDOT BPO; EquipPts/Sup check valve, drillbits, hose ends, swivel	Paid by Check # 365597		01/18/2019	02/04/2019	02/04/2019		02/19/2019	285.27	
1325 - Priority Products, Inc.	931803	XX64**CREDIT** Polybraid hose 1-1/4 return	Paid by Check # 365597		12/20/2018	02/04/2019	02/04/2019		02/19/2019	(205.00)	
9570 - R.N.O.W., Inc.	2018-54760	29475; KDOT; Pad, Boom Rest, Guide, B-Series	Paid by EFT # 51399		11/14/2018	02/06/2019	02/06/2019		02/19/2019	30.42	
									Account 60360 - Equipment Parts/Supplies Totals	Invoice Transactions 14	\$2,947.08
Account 60370 - Tools											
4526 - Fifth Third Bank	5554-CS-12/18	KDOT: Amzn, Jegs, Zoro, Midwest, Emedco, BoltDepot,Walmart, Metro	Paid by EFT # 51125		01/04/2019	01/10/2019	01/10/2019		02/04/2019	345.53	
1390 - Menards, Inc.	62103	XX0351 Heating & cooling & prec hook & pick	Paid by Check # 365580		01/16/2019	02/04/2019	02/04/2019		02/19/2019	55.30	
11683 - Russo Power Equipment	5629002	1257372; Snow Pusher Handles	Paid by EFT # 51412		01/25/2019	02/06/2019	02/06/2019		02/19/2019	107.98	
									Account 60370 - Tools Totals	Invoice Transactions 3	\$508.81
Account 60390 - Rock Salt											
1043 - Cargill Incorporated (Cargill Deicing Technology)	2904526094	KaneDOT Salt, Rock; State of IL Bulk Contract	Paid by EFT # 51088		01/09/2019	01/17/2019	01/17/2019		02/04/2019	13,225.50	
1043 - Cargill Incorporated (Cargill Deicing Technology)	2904524703	KaneDOT Salt, Rock; State of IL Bulk Contract;	Paid by EFT # 51088		01/08/2019	01/17/2019	01/17/2019		02/04/2019	13,411.97	



Transportation Accounts Payable by GL Distribution

Payment Date Range 02/01/19 - 02/28/19

Vendor	Invoice No.	Invoice Description	Status	Held Reason	Invoice Date	Due Date	G/L Date	Received Date	Payment Date	Invoice Amount
Fund 304 - Motor Fuel Local Option										
Department 520 - Transportation										
Sub-Department 524 - Motor Fuel Local Option										
Account 60390 - Rock Salt										
1043 - Cargill Incorporated (Cargill Deicing Technology)	2904523497	Salt, Rock; State of IL Bulk Contract; (Fund 304&303)	Paid by EFT # 51088		01/08/2019	01/17/2019	01/17/2019		02/04/2019	4,456.75
1043 - Cargill Incorporated (Cargill Deicing Technology)	2904523495	KaneDOT Salt, Rock; State of IL Bulk Contract;	Paid by EFT # 51088		01/08/2019	01/17/2019	01/17/2019		02/04/2019	11,162.31
1043 - Cargill Incorporated (Cargill Deicing Technology)	2904522045	KaneDOT Salt, Rock; State of IL Bulk Contract;	Paid by EFT # 51088		01/07/2019	01/17/2019	01/17/2019		02/04/2019	2,175.58
1043 - Cargill Incorporated (Cargill Deicing Technology)	2904529189	KaneDOT Salt, Rock; State of IL Bulk Contract;	Paid by EFT # 51088		01/10/2019	01/17/2019	01/17/2019		02/04/2019	4,392.04
1043 - Cargill Incorporated (Cargill Deicing Technology)	2904526097	KaneDOT Salt, Rock; State of IL Bulk Contract	Paid by EFT # 51088		01/09/2019	01/17/2019	01/17/2019		02/04/2019	6,651.07
1043 - Cargill Incorporated (Cargill Deicing Technology)	2904542836	KaneDOT Salt, Rock; State of IL Bulk Contract	Paid by EFT # 51088		01/17/2019	01/18/2019	01/18/2019		02/04/2019	2,221.56
1043 - Cargill Incorporated (Cargill Deicing Technology)	2904542839	KaneDOT Salt, Rock; State of IL Bulk Contract	Paid by EFT # 51088		01/17/2019	01/18/2019	01/18/2019		02/04/2019	15,517.74
1043 - Cargill Incorporated (Cargill Deicing Technology)	2904544377	KaneDOT Salt, Rock; State of IL Bulk Contract	Paid by EFT # 51088		01/17/2019	01/18/2019	01/18/2019		02/04/2019	15,573.95
1043 - Cargill Incorporated (Cargill Deicing Technology)	2904545811	Salt, Rock; State of IL Bulk Contract; (Fund 304&303)	Paid by EFT # 51276		01/18/2019	02/01/2019	02/01/2019		02/19/2019	20,012.80
1043 - Cargill Incorporated (Cargill Deicing Technology)	2904552826	Salt, Rock; State of IL Bulk Contract; (Fund 304&303)	Paid by EFT # 51276		01/22/2019	02/01/2019	02/01/2019		02/19/2019	6,748.99
1043 - Cargill Incorporated (Cargill Deicing Technology)	2904556118	Salt, Rock; State of IL Bulk Contract; (Fund 304&303)	Paid by EFT # 51276		01/23/2019	02/01/2019	02/01/2019		02/19/2019	6,744.73
1043 - Cargill Incorporated (Cargill Deicing Technology)	2904559581	Salt, Rock; State of IL Bulk Contract; (Fund 304&303)	Paid by EFT # 51276		01/24/2019	02/01/2019	02/01/2019		02/19/2019	2,225.82
1043 - Cargill Incorporated (Cargill Deicing Technology)	2904562100	Salt, Rock; State of IL Bulk Contract; (Fund 304&303)	Paid by EFT # 51276		01/25/2019	02/01/2019	02/01/2019		02/19/2019	8,506.49
1043 - Cargill Incorporated (Cargill Deicing Technology)	2904553262	Salt, Rock; State of IL Bulk Contract; (Fund 304&303)	Paid by EFT # 51276		01/22/2019	02/01/2019	02/01/2019		02/19/2019	2,236.04



Transportation Accounts Payable by GL Distribution

Payment Date Range 02/01/19 - 02/28/19

Vendor	Invoice No.	Invoice Description	Status	Held Reason	Invoice Date	Due Date	G/L Date	Received Date	Payment Date	Invoice Amount
Fund 304 - Motor Fuel Local Option										
Department 520 - Transportation										
Sub-Department 524 - Motor Fuel Local Option										
Account 60390 - Rock Salt										
1043 - Cargill Incorporated (Cargill Deicing Technology)	2904569181	KaneDOT Salt, Rock; State of IL Bulk Contract 01/29/19	Paid by EFT # 51276		01/29/2019	02/06/2019	02/06/2019		02/19/2019	13,168.44
1043 - Cargill Incorporated (Cargill Deicing Technology)	2904580868	KaneDOT Salt, Rock; State of IL Bulk Contract; 02/04/19	Paid by EFT # 51276		02/04/2019	02/06/2019	02/06/2019		02/19/2019	17,680.55
							Account 60390 - Rock Salt Totals		Invoice Transactions 18	<u>\$166,112.33</u>
							Sub-Department 524 - Motor Fuel Local Option Totals		Invoice Transactions 87	<u>\$749,250.39</u>
							Department 520 - Transportation Totals		Invoice Transactions 87	<u>\$749,250.39</u>
							Fund 304 - Motor Fuel Local Option Totals		Invoice Transactions 87	<u>\$749,250.39</u>
Fund 305 - Transportation Sales Tax										
Department 520 - Transportation										
Sub-Department 527 - Transportation Sales Tax										
Account 50140 - Engineering Services										
1142 - Baxter & Woodman Inc	6-2018-275	16-00115-02-BR; (R) SilverGlenOtter.P2 12/01/18 - 01/12/19	Paid by EFT # 51081		01/16/2019	01/18/2019	01/18/2019		02/04/2019	6,104.83
1142 - Baxter & Woodman Inc	6-2018-1369	14-00288-01-PV; BlissMainFabyan.P2 12/01/18 - 12/31/18	Paid by Check # 365356		01/09/2019	01/18/2019	01/18/2019		02/04/2019	116,865.80
1158 - Patrick Engineering Inc	14-2017-2906	16-00477-00-SP; Kirk56CherryLane.P2 12/01/18 - 12/31/18	Paid by EFT # 51188		01/11/2019	01/18/2019	01/18/2019		02/04/2019	1,217.45
11891 - Peralte-Clark LLC	2-2018-2092	18-00493-00-SP; FabyanIL31OrchSafetyI mp.P2, 12/01/18-12/31/18	Paid by EFT # 51189		01/08/2019	01/16/2019	01/16/2019		02/04/2019	29,327.55
7579 - Thomas Engineering Group, LLC	2 (18-297)	13-00215-20-BR; LongMdw.P3 ConstrEng, 11/25/18 - 12/29/18	Paid by EFT # 51222		01/10/2019	01/18/2019	01/18/2019		02/04/2019	49,163.68
7579 - Thomas Engineering Group, LLC	1 (18-264)	13-00215-20-BR; LongMdw.P3; C1; 11/09/18-11/24/18	Paid by EFT # 51222		12/21/2018	01/18/2019	11/30/2018		02/04/2019	1,881.53
1233 - Crawford Murphy & Tilly Inc (CMT)	66-2013-1895	13-00215-20-PV(BR); LongMeadow.Sec C.P2, 12/01/18-12/31/18	Paid by EFT # 51295		01/28/2019	02/05/2019	02/05/2019		02/19/2019	9,400.72
1233 - Crawford Murphy & Tilly Inc (CMT)	3-2018-1845	18-00495-00-CH; Peck@Bricher.P2; 12/01/18-12/31/18	Paid by EFT # 51295		01/28/2019	02/05/2019	02/05/2019		02/19/2019	10,406.31



Transportation Accounts Payable by GL Distribution

Payment Date Range 02/01/19 - 02/28/19

Vendor	Invoice No.	Invoice Description	Status	Held Reason	Invoice Date	Due Date	G/L Date	Received Date	Payment Date	Invoice Amount
Fund 305 - Transportation Sales Tax										
Department 520 - Transportation										
Sub-Department 527 - Transportation Sales Tax										
Account 50140 - Engineering Services										
5202 - Engineering Resource Associates, Inc.	16-2017-867	16-00474-00-BR; BlissOvrLakeRun.P2	Paid by EFT # 51311		01/14/2019	02/01/2019	02/01/2019		02/19/2019	11,706.45
3199 - HDR Engineering, Inc.	1200167772-10	14-00446-00-CH; Randall@WeldRd/US20	Paid by EFT # 51339		01/14/2019	02/01/2019	02/01/2019		02/19/2019	14,758.37
1071 - HR GREEN Inc (formerly SEC GROUP Inc)	2-124222	18-00503-00-CH; KirkDunham.P2	Paid by EFT # 51345		01/22/2019	02/01/2019	02/01/2019		02/19/2019	6,343.22
5245 - Strand Associates Inc	34 (#0145219)	12-00192-04-BR; (r) KirkOvrUPRR.P1;	Paid by EFT # 51426		01/24/2019	02/05/2019	02/05/2019		02/19/2019	9,727.02
1123 - Union Pacific Railroad Company	90084980	12-00192-04-BR: 39999; WO46491; KirkOvrUPRR.P2	Paid by Check # 365627		01/15/2019	02/05/2019	02/05/2019		02/19/2019	325.77
5563 - WBK Engineering, LLC	19893	17-00481-00-BR; 2017StructSrv.P2	Paid by EFT # 51455		01/15/2019	02/01/2019	02/01/2019		02/19/2019	9,838.81
					Account 50140 - Engineering Services Totals				Invoice Transactions 14	\$277,067.51
Account 74010 - Highway Right of Way										
1458 - Chicago Title Company, LLC	000555164-011519	94-00215-01-BR; LngMdwBrPkwy.ROWA	Paid by Check # 365366		01/15/2019	11/30/2018	11/30/2018		02/04/2019	10.00
9723 - Chicago Title and Trust Company	15012041GV-2	12-00192-04-BR; KirkOvrUPRR.ROW, SW	Paid by Check # 365494		01/28/2019	02/05/2019	02/05/2019		02/19/2019	200.00
9723 - Chicago Title and Trust Company	19001144GV	12-00192-04-BR; KirkOvrUPRR.ROW, Vacant Land,	Paid by Check # 365494		02/01/2019	02/05/2019	02/05/2019		02/19/2019	310.00
9723 - Chicago Title and Trust Company	19001137GV	12-00192-04-BR; KirkOvrUPRR.ROW, ON626 Old Kirk,	Paid by Check # 365494		02/01/2019	02/05/2019	02/05/2019		02/19/2019	310.00
9723 - Chicago Title and Trust Company	19001133GV	12-00192-04-BR; KirkOvrUPRR.ROW, ON568 Old Kirk,	Paid by Check # 365494		02/01/2019	02/05/2019	02/05/2019		02/19/2019	310.00



Transportation Accounts Payable by GL Distribution

Payment Date Range 02/01/19 - 02/28/19

Vendor	Invoice No.	Invoice Description	Status	Held Reason	Invoice Date	Due Date	G/L Date	Received Date	Payment Date	Invoice Amount
Fund 305 - Transportation Sales Tax										
Department 520 - Transportation										
Sub-Department 527 - Transportation Sales Tax										
Account 74010 - Highway Right of Way										
9723 - Chicago Title and Trust Company	15012034GV-2	12-00192-04-BR; KirkOvrUPRR.ROW, Kirk and Rt38, CommitUpdateFee	Paid by Check # 365494		01/28/2019	02/05/2019	02/05/2019		02/19/2019	200.00
9723 - Chicago Title and Trust Company	15010723GV-2	12-00192-04-BR; KirkOvrUPRR.ROW, 33W479 Reed, CommitUpdateFee	Paid by Check # 365494		01/28/2019	02/05/2019	02/05/2019		02/19/2019	200.00
9723 - Chicago Title and Trust Company	15012037GV-w	12-00192-04-BR; KirkOvrUPRR.ROW, Vacant Land, CommitUpdateFee	Paid by Check # 365494		01/28/2019	02/05/2019	02/05/2019		02/19/2019	200.00
9723 - Chicago Title and Trust Company	15011995GV-2	12-00192-04-BR; KirkOvrUPRR.ROW, 0N790 Old Kirk, CommitUpdateFee	Paid by Check # 365494		02/05/2019	02/05/2019	02/05/2019		02/19/2019	200.00
9723 - Chicago Title and Trust Company	15012027GV-2	12-00192-04-BR; KirkOvrUPRR.ROW, NE Corner Kirk, CommitUpdateFee	Paid by Check # 365494		01/28/2019	02/05/2019	02/05/2019		02/19/2019	200.00
9723 - Chicago Title and Trust Company	15010727GV-w	12-00192-04-BR; KirkOvrUPRR.ROW, 1400 Reed Rd, CommitUpdateFee	Paid by Check # 365494		01/28/2019	02/05/2019	02/05/2019		02/19/2019	200.00
9723 - Chicago Title and Trust Company	15012005GV-2	12-00192-04-BR; KirkOvrUPRR.ROW, 0N788 Old Kirk, CommitUpdateFee	Paid by Check # 365494		01/28/2019	02/05/2019	02/05/2019		02/19/2019	200.00
1458 - Chicago Title Company, LLC	008947320	08-00383-00-BR; PBergmanTrust, 0005, PeplowOvrTribUD#3	Paid by Check # 365495		01/29/2019	02/05/2019	02/05/2019		02/19/2019	18.50
1458 - Chicago Title Company, LLC	008948394	14-00288-01-PV; BlissFabyanMain.Row; 0008, Johnston	Paid by Check # 365495		01/24/2019	02/05/2019	02/05/2019		02/19/2019	200.00
1458 - Chicago Title Company, LLC	008948399	14-00288-01-PV; BlissFabyanMain.ROW, BataviaParkDist, 0007TE	Paid by Check # 365495		01/24/2019	02/05/2019	02/05/2019		02/19/2019	200.00
1458 - Chicago Title Company, LLC	008948404	14-00288-01-PV; BlissFabyanMain.Row, Hinds, 0003	Paid by Check # 365495		01/24/2019	02/05/2019	02/05/2019		02/19/2019	200.00
Account 74010 - Highway Right of Way Totals							Invoice Transactions 16		\$3,158.50	



Transportation Accounts Payable by GL Distribution

Payment Date Range 02/01/19 - 02/28/19

Vendor	Invoice No.	Invoice Description	Status	Held Reason	Invoice Date	Due Date	G/L Date	Received Date	Payment Date	Invoice Amount
Fund 305 - Transportation Sales Tax										
Department 520 - Transportation										
							Sub-Department 527 - Transportation Sales Tax Totals		Invoice Transactions 30	\$280,226.01
							Department 520 - Transportation Totals		Invoice Transactions 30	\$280,226.01
							Fund 305 - Transportation Sales Tax Totals		Invoice Transactions 30	\$280,226.01
Fund 515 - Longmeadow Bond Construction										
Department 520 - Transportation										
Sub-Department 530 - Longmeadow Bond Construction										
Account 73010 - Bridge Construction										
10013 - Lorig Construction Company	1-2018-2370	13-00215-20-BR; LngMdwPkwyBr.Const; C-1, 12/1/18-12/31/18	Paid by EFT # 51369		12/31/2018	02/06/2019	02/06/2019		02/19/2019	911,250.00
							Account 73010 - Bridge Construction Totals		Invoice Transactions 1	\$911,250.00
							Sub-Department 530 - Longmeadow Bond Construction Totals		Invoice Transactions 1	\$911,250.00
							Department 520 - Transportation Totals		Invoice Transactions 1	\$911,250.00
							Fund 515 - Longmeadow Bond Construction Totals		Invoice Transactions 1	\$911,250.00
Fund 552 - Greater Elgin Impact Fees										
Department 520 - Transportation										
Sub-Department 552 - Greater Elgin Impact Fees										
Account 50140 - Engineering Services										
1059 - Christopher B. Burke Engineering, Ltd.	11-2018-740	14-00214-28-CH; StrnBrSt5A.P2; 12/01/18-12/31/18	Paid by EFT # 51093		01/15/2019	01/18/2019	01/18/2019		02/04/2019	12,540.58
							Account 50140 - Engineering Services Totals		Invoice Transactions 1	\$12,540.58
							Sub-Department 552 - Greater Elgin Impact Fees Totals		Invoice Transactions 1	\$12,540.58
							Department 520 - Transportation Totals		Invoice Transactions 1	\$12,540.58
							Fund 552 - Greater Elgin Impact Fees Totals		Invoice Transactions 1	\$12,540.58
Fund 554 - Southwest Impact Fees										
Department 520 - Transportation										
Sub-Department 554 - Southwest Impact Fees										
Account 50140 - Engineering Services										
1648 - Transystems Corporation	3401703-7	15-00277-01-BR; DaubRt30Granart.P2,1 2/22/18-01/25/19	Paid by Check # 365625		02/01/2019	02/05/2019	02/05/2019		02/19/2019	36,243.72
							Account 50140 - Engineering Services Totals		Invoice Transactions 1	\$36,243.72
							Sub-Department 554 - Southwest Impact Fees Totals		Invoice Transactions 1	\$36,243.72
							Department 520 - Transportation Totals		Invoice Transactions 1	\$36,243.72
							Fund 554 - Southwest Impact Fees Totals		Invoice Transactions 1	\$36,243.72



Transportation Accounts Payable by GL Distribution

Payment Date Range 02/01/19 - 02/28/19

Vendor	Invoice No.	Invoice Description	Status	Held Reason	Invoice Date	Due Date	G/L Date	Received Date	Payment Date	Invoice Amount
Fund 558 - North Impact Fees										
Department 520 - Transportation										
Sub-Department 558 - North Impact Fees										
Account 50140 - Engineering Services										
1287 - Civiltech Engineering Inc	3227-12	16-00215-11-PV; LongmdwB2.P3; 12/01/18 - 12/28/18	Paid by Check # 365382		01/10/2019	01/18/2019	01/18/2019		02/04/2019	59,274.88
							Account 50140 - Engineering Services Totals	Invoice Transactions	1	\$59,274.88
							Sub-Department 558 - North Impact Fees Totals	Invoice Transactions	1	\$59,274.88
							Department 520 - Transportation Totals	Invoice Transactions	1	\$59,274.88
							Fund 558 - North Impact Fees Totals	Invoice Transactions	1	\$59,274.88
							Grand Totals	Invoice Transactions	219	\$2,289,660.22

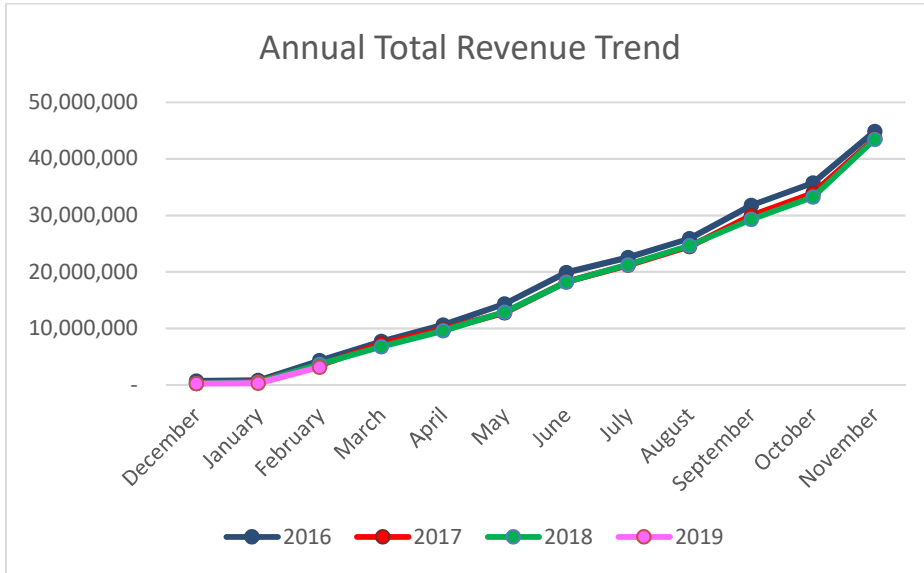
**Kane County Purchasing Card Information
Transportation Committee
February 2019 Statement**

TRANSPORTATION			
Transaction Date	Merchant Name	Additional Information	Transaction Amount
2/5/2019	AMERICAN PLANNING A	3124319100	(\$40.00)
2/5/2019	INT IN SAFE HARBOR IN	281-9680664	\$256.90
2/6/2019	PATTEN	6302794400	\$124.44
2/6/2019	ZORO TOOLS INC	855-2899676	\$108.68
2/8/2019	COMCAST CHICAGO	800-COMCAST	\$29.46
2/8/2019	INT IN COUNTRY AUTO G	630-5873050	\$250.00
2/12/2019	AMZN MKTP US MI0CA6TM1	AMZN.COM/BILL	\$47.79
2/14/2019	PAYPAL ZORO.COM	8552899676	\$13.17
2/14/2019	THE WEBSTAURANT STORE	717-392-7472	\$63.94
2/15/2019	BURKE TRUCK & EQUIP	MADISON	\$455.97
2/20/2019	AMZN MKTP US MI0TB5JF2	AMZN.COM/BILL	\$29.81
2/20/2019	PAYPAL IAEP	4029357733	\$62.10
2/21/2019	STAPLES 00116590	SOUTH ELGIN	\$109.99
2/26/2019	IL TOLLWAY-AUTOREPLENI	8008247277	\$40.00
2/28/2019	AMAZON.COM MI1YG2DD0	AMZN.COM/BILL	\$141.89
2/28/2019	AMZN MKTP US MI59Q0DZ0	AMZN.COM/BILL	\$41.99
2/28/2019	PAYPAL ZORO.COM	8552899676	\$59.10
3/1/2019	COMCAST CHICAGO	800-COMCAST	\$315.90
3/1/2019	LOGMEIN GOTOMEETING	LOGMEIN.COM	\$49.00
			Total: \$2,160.13
			Total all: \$2,160.13

KANE COUNTY DIVISION OF TRANSPORTATION
Finance & Budget Department
Key Financial Indicators
Monthly Report – thru February 28, 2019

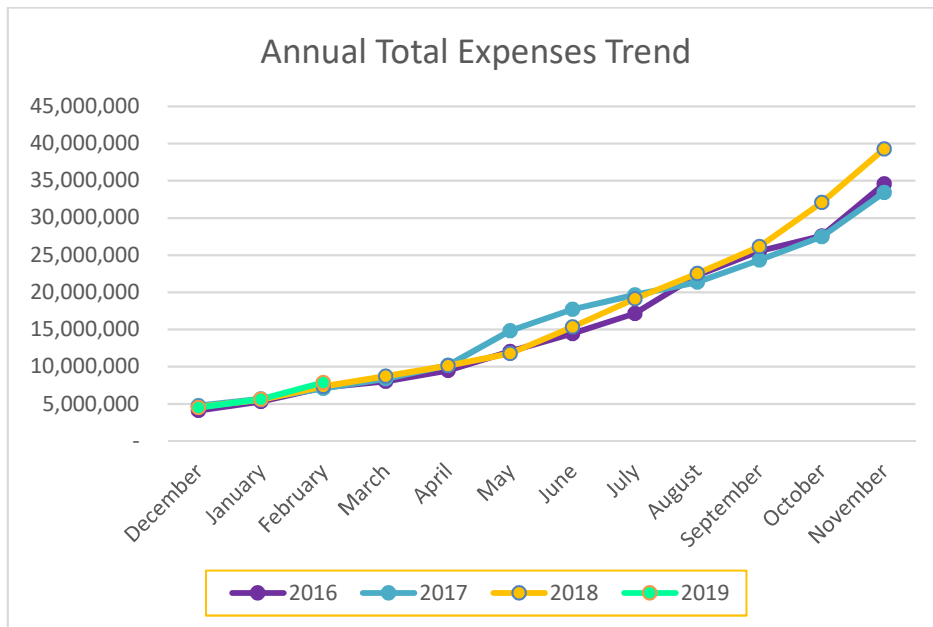
FY19

- **Total Revenue** - \$26,184,459; comprised of \$3,181,206 in New Revenue* plus \$23,003,253 in Bond Proceeds. New Revenue represents 7.12% of FY19 budgeted New Revenues (\$44,691,120)
**New Revenue does not include Cash on Hand*



Budgeted "New" Revenues in millions	
2016	\$40.99
2017	\$84.79
2018	\$81.72
2019	\$44.69

- **Total Expenses** – \$7,887,079; 7.67% of FY19 budgeted expenses.



Expense Budget In millions	
2016	\$60.46
2017	\$98.55
2018	\$116.47
2019	\$102.81

- **Accounts Receivable** – \$771,169; 50% over 30 days

Attachments: Open Purchase Orders Report for FY19; Fund Status Report for FY19
 Detailed information available from: Kathy Hopkinson, Chief of Finance & Budget, 630-845-7872

**Kane County Division of Transportation
Open Purchase Orders
February 28, 2019**

Project	P.O. Number	Vendor Name	Funds	PO Amount	Expensed	Amount Remaining
2017 On-Call Engineering Services (Burke)(17-00482-00-ES)	2017-00002389	Christopher B. Burke Engineering, Ltd.	300 - County Highway	350,000	317,503	32,497
Anderson Road from IL38 to Keslinger Road (01-00274-00-BR)	2013-00002425	State of IL Treasurer-IDOT	302 - Motor Fuel Tax	4,830,000	3,551,479	1,278,521
	2016-00001103	Union Pacific Railroad Company	302 - Motor Fuel Tax	68,552	10,310	58,242
Annual Bridge Inspections	2017-00000264	Hampton Lenzini & Renwick, Inc. (HLR)	301 - County Bridge	390,054	389,248	806
	2018-00000474	Hampton Lenzini & Renwick, Inc. (HLR)	301 - County Bridge	401,310	400,949	361
	2019-00000162	Hampton Lenzini & Renwick, Inc. (HLR)	301 - County Bridge	405,000	7,829	397,171
Bliss Road Over Blackberry Creek (08-00058-02-BR)a	2017-00001080	State of IL Treasurer-IDOT	305 - Transportation Sales Tax	943,809	757,743	186,067
Bliss Road over I88 (045-9959)(17-00483-00-BR)	2018-00000739	ISHTA (Illinois State Highway Tollway Authority)	304 - Motor Fuel Local Option	285,070	253,683	31,387
Bliss Road over Lake Run (16-00474-00-BR)	2017-00000867	Engineering Resource Associates, Inc.	305 - Transportation Sales Tax	178,202	168,956	9,246
Bliss/Fabyan/Main (14-00288-01-PV)	2018-00001369	Baxter & Woodman Inc	305 - Transportation Sales Tax	796,871	259,647	537,224
Bunker Road from Keslinger Road to La Fox Road (14-00275-01-P)	2014-00002463	WBK Engineering, LLC	305 - Transportation Sales Tax	778,864	702,576	76,288
Burlington Over Trib to Virgil Ditch No.3(South)(14-00437-00-BR)	2014-00002620	RS&H, Inc.	305 - Transportation Sales Tax	150,916	138,343	12,573
Burlington Road at Bolcum Road (18-00497-00-CH)	2018-00002191	Burns & McDonnell Engineering Co	551 - Campton Hills Impact Fee	269,728	3,458	266,270
Burlington Road at IL 47 (07-00357-00-CH)	2015-00002940	State of IL Treasurer-IDOT	551 - Campton Hills Impact Fee	39,107	-	39,107
County Line Road over I88 (045-9953)(17-00483-00-BR)	2018-00000739	ISHTA (Illinois State Highway Tollway Authority)	304 - Motor Fuel Local Option	226,330	221,479	4,851
Dauberman at US 30 and Granart Road (15-00277-01-BR)	2016-00000896	Transsystems Corporation	305 - Transportation Sales Tax	1,188,751	1,162,575	26,177
	2018-00001371	Transsystems Corporation	554 - Southwest Impact Fees	735,220	199,878	535,343
	2018-00001372	Transsystems Corporation	540 - Transportation Capital	737,844	-	737,844
Dauberman Road over I88 (045-9956)(17-00483-00-BR)	2018-00000739	ISHTA (Illinois State Highway Tollway Authority)	304 - Motor Fuel Local Option	247,580	230,563	17,017
Dauberman Road Over Welch Creek (08-00066-02-BR)	2015-00002085	State of IL Treasurer-IDOT	305 - Transportation Sales Tax	155,920	133,287	22,633
Engineering Assistance	2017-00003132	Applied Ecological Services	304 - Motor Fuel Local Option	300,000	55,854	244,146
	2018-00000877	Muller & Muller, Ltd	300 - County Highway	24,500	22,351	2,149
	2018-00001020	Rubino Engineering, Inc.	304 - Motor Fuel Local Option	150,000	106,510	43,490
	2018-00001022	Hampton Lenzini & Renwick, Inc. (HLR)	304 - Motor Fuel Local Option	100,000	13,356	86,644
	2018-00001251	WBK Engineering, LLC	300 - County Highway	94,000	43,901	50,099
	2018-00002190	Huff & Huff Inc	300 - County Highway	150,000	-	150,000
	2019-00000526	BLA Inc	300 - County Highway	750,000	-	750,000
Fabyan Parkway at IL 31 (18-00493-00-SP)	2018-00002092	Peralte-Clark LLC	305 - Transportation Sales Tax	232,889	73,660	159,229
Fabyan Parkway at Kirk Road (11-00201-04-CH)	2015-00000087	Thomas Engineering Group, LLC	555 - Tri-Cities Impact Fees	676,392	618,517	57,875
	2018-00001952	CIORBA Group Inc	305 - Transportation Sales Tax	710,682	-	710,682
	2019-00000528	State of IL Treasurer-IDOT	555 - Tri-Cities Impact Fees	635,000	-	635,000
	2019-00000528	State of IL Treasurer-IDOT	560 - South Impact Fees	2,015,000	-	2,015,000
Fabyan Parkway Over Fox River (17-00479-00-BR)	2017-00002625	Stanley Consultants Inc	304 - Motor Fuel Local Option	403,808	299,033	104,774
French Road Over Burlington Creek (08-00386-00-BR)	2014-00002466	ComEd	305 - Transportation Sales Tax	77,214	38,607	38,607
GIS Technologies	2018-00000473	HNTB Corporation	300 - County Highway	223,000	57,523	165,477
Huntley Road at Galligan Road (08-00112-00-CH)	2018-00001368	State of IL Treasurer-IDOT	552 - Greater Elgin Impact Fees	417,439	294,245	123,194
I88 IL47 Interchange (15-00466-00-GS)	2018-00001606	ISHTA (Illinois State Highway Tollway Authority)	305 - Transportation Sales Tax	2,500,000	-	2,500,000
Impact Fee Program	2015-00002082	CH2M Hill, Inc.	300 - County Highway	172,154	148,397	23,757
Kirk Multi-Use Path Improvement (18-00502-00-BT)	2019-00000527	Schroeder Asphalt Services Inc	305 - Transportation Sales Tax	499,550	-	499,550
Kirk Road at Douglas Road (08-00377-00-CH)	2015-00000873	State of IL Treasurer-IDOT	305 - Transportation Sales Tax	352,872	160,595	192,277
Kirk Road at Dunham Road (18-00503-00-CH)	2018-00002197	HR GREEN Inc (formerly SEC GROUP Inc)	305 - Transportation Sales Tax	278,251	30,720	247,531
Kirk Road at Pine Street (15-00342-01-CH)	2019-00000163	State of IL Treasurer-IDOT	305 - Transportation Sales Tax	269,824	-	269,824
Kirk Road IL56 to Cherry Lane (16-00477-00-SP)	2017-00002906	Patrick Engineering Inc	305 - Transportation Sales Tax	272,840	228,896	43,944
	2019-00000522	V3 Companies of Illinois Ltd	305 - Transportation Sales Tax	199,901	-	199,901
	2019-00000529	State of IL Treasurer-IDOT	305 - Transportation Sales Tax	199,573	-	199,573
Kirk Road Over Union Pacific RR (12-00192-04-BR)	2013-00001404	Strand Associates Inc	305 - Transportation Sales Tax	1,137,627	1,048,537	89,090
Longmeadow Parkway Bridge (94-00215-01-BR)	2010-00001756	Engineering Enterprises Inc	304 - Motor Fuel Local Option	229,979	228,213	1,767
	2015-00002949	American Surveying & Engineering, P.C.	300 - County Highway	50,000	22,750	27,250
	2017-00002975	CDM Smith Inc.	305 - Transportation Sales Tax	488,729	458,866	29,863
	2018-00000276	Jacobs Engineering	305 - Transportation Sales Tax	160,000	132,250	27,750
Longmeadow Pkwy (B-1) - Randall to White Chapel (13-00215-10-F)	2016-00001493	V3 Companies of Illinois Ltd	305 - Transportation Sales Tax	1,199,680	1,192,775	6,905
	2017-00001083	State of IL Treasurer-IDOT	305 - Transportation Sales Tax	1,615,351	988,025	627,327

Kane County Division of Transportation
 Open Purchase Orders
 February 28, 2019

Project	P.O. Number	Vendor Name	Funds	PO Amount	Expensed	Amount Remaining
Longmeadow Pkwy (B-2)-East of White Chapel to 31(16-00215-11-	2017-00002907	Civiltech Engineering Inc	558 - North Impact Fees	2,271,940	1,079,853	1,192,087
	2018-00000273	State of IL Treasurer-IDOT	302 - Motor Fuel Tax	1,566,823	-	1,566,823
	2018-00000273	State of IL Treasurer-IDOT	305 - Transportation Sales Tax	6,258,676	1,047,237	5,211,439
Longmeadow Pkwy (C-1) Bridge (13-00215-20-BR)	2018-00001032	Forest Preserve District of Kane County	305 - Transportation Sales Tax	500,000	-	500,000
	2013-00001895	Crawford Murphy & Tilly Inc (CMT)	305 - Transportation Sales Tax	313,992	255,711	58,282
	2018-00001954	ComEd	305 - Transportation Sales Tax	305,000	152,500	152,500
Longmeadow Pkwy (C-3) - Route 25 Improvements (18-00215-22-C	2018-00002198	Thomas Engineering Group, LLC	305 - Transportation Sales Tax	2,481,334	51,045	2,430,289
	2018-00002370	Lorig Construction Company	305 - Transportation Sales Tax	1,914,664	-	1,914,664
	2018-00002370	Lorig Construction Company	515 - Longmeadow Bond Consti	23,000,000	1,125,695	21,874,305
Longmeadow Pkwy (C-3) - Route 25 Improvements (18-00215-22-C	2018-00001926	Clark Dietz Inc	540 - Transportation Capital	599,820	-	599,820
	2019-00000164	State of IL Treasurer-IDOT	305 - Transportation Sales Tax	30,201	-	30,201
	2013-00001892	Burns & McDonnell Engineering Co	540 - Transportation Capital	626,216	625,195	1,021
Longmeadow Pkwy (D) - IL 25 to IL 62 (13-00215-30-PV)	2016-00002118	Alfred Benesch & Co	305 - Transportation Sales Tax	749,904	355,143	394,761
	2018-00000274	State of IL Treasurer-IDOT	302 - Motor Fuel Tax	1,917,200	-	1,917,200
	2019-00000166	State of IL Treasurer-IDOT	305 - Transportation Sales Tax	214,596	-	214,596
Main Street at Deerpath Road (14-00448-00-CH)	2019-00000166	State of IL Treasurer-IDOT	560 - South Impact Fees	214,596	-	214,596
	2019-00000525	State of IL Treasurer-IDOT	305 - Transportation Sales Tax	408,644	-	408,644
	2019-00000525	State of IL Treasurer-IDOT	557 - West Central Impact Fees	34,000	-	34,000
Main Street over I88 (045-0083)(17-00483-00-BR)	2018-00000739	ISHTA (Illinois State Highway Tollway Authority)	304 - Motor Fuel Local Option	66,710	64,949	1,761
	2016-00000640	Toshiba Business Solutions, Inc.	300 - County Highway	1,510	358	1,152
	2017-00001883	Chastain & Associates LLC	304 - Motor Fuel Local Option	6,896	-	6,896
Maintenance and Supplies	2018-00000026	Alarm Detection Systems Inc	300 - County Highway	3,000	914	2,086
	2018-00000069	Gasaway Distributors Inc	300 - County Highway	2,064	1,936	128
	2018-00000192	Gasaway Distributors Inc	300 - County Highway	2,064	1,940	124
Maintenance and Supplies	2018-00000287	K & K Image Technology Inc.	300 - County Highway	1,413	772	641
	2018-00000831	Ketone Automotive, Inc.	304 - Motor Fuel Local Option	8,000	5,886	2,114
	2018-00000838	Fox Valley Fire & Safety Co	300 - County Highway	1,200	657	543
Maintenance and Supplies	2018-00000847	Cartegraph Systems, Inc.	300 - County Highway	182,300	139,416	42,884
	2018-00000932	LaFarge North America	300 - County Highway	6,475	2,898	3,577
	2018-00000932	LaFarge North America	304 - Motor Fuel Local Option	7,575	6,428	1,147
Maintenance and Supplies	2018-00000973	Prime Tack & Seal Co (PTS)	304 - Motor Fuel Local Option	22,190	16,601	5,589
	2018-00001224	Geneva Construction Company	300 - County Highway	225,000	193,160	31,840
	2018-00001330	DeKane Equipment Corp	304 - Motor Fuel Local Option	4,994	-	4,994
Maintenance and Supplies	2018-00001345	Farnsworth Group Inc	300 - County Highway	11,705	8,779	2,926
	2018-00001806	Southern Computer Warehouse (SCW)	300 - County Highway	977	-	977
	2019-00000003	Mansfield Oil Company of Gainesville, Inc	300 - County Highway	240,000	63,852	176,148
Maintenance and Supplies	2019-00000004	Jaeger	300 - County Highway	48,000	4,000	44,000
	2019-00000005	Elburn NAPA Inc	304 - Motor Fuel Local Option	5,000	4,986	14
	2019-00000006	Cargill Incorporated (Cargill Deicing Technology	303 - County Highway Matching	67,270	-	67,270
Maintenance and Supplies	2019-00000006	Cargill Incorporated (Cargill Deicing Technology	304 - Motor Fuel Local Option	852,350	443,776	408,574
	2019-00000009	Elburn NAPA Inc	304 - Motor Fuel Local Option	5,000	4,998	2
	2019-00000010	Pomps Tire Service Inc	304 - Motor Fuel Local Option	5,000	3,989	1,011
Maintenance and Supplies	2019-00000012	Battery Service Corporation	304 - Motor Fuel Local Option	5,000	848	4,152
	2019-00000013	Priority Products, Inc.	304 - Motor Fuel Local Option	5,000	4,935	65
	2019-00000014	Elburn NAPA Inc	304 - Motor Fuel Local Option	5,000	1,676	3,324
Maintenance and Supplies	2019-00000015	PetroChoice Holdings Inc	304 - Motor Fuel Local Option	5,000	4,866	134
	2019-00000016	Priority Products, Inc.	300 - County Highway	2,000	-	2,000
	2019-00000018	Warehouse Direct Office Products	300 - County Highway	4,500	1,197	3,303
Maintenance and Supplies	2019-00000021	Producers Chemical Company	300 - County Highway	43	43	-
	2019-00000026	H-O-H Water Technology, Inc.	300 - County Highway	405	-	405
	2019-00000028	irth Solutions, LLC (Bytronics)	300 - County Highway	3,000	400	2,600
Maintenance and Supplies	2019-00000029	Toshiba Business Solutions, Inc.	300 - County Highway	600	98	502

Kane County Division of Transportation
 Open Purchase Orders
 February 28, 2019

Project	P.O. Number	Vendor Name	Funds	PO Amount	Expensed	Amount Remaining
	2019-00000030	Toshiba Business Solutions, Inc.	300 - County Highway	300	11	289
	2019-00000031	Impact Networking, LLC	300 - County Highway	1,000	163	837
	2019-00000032	Impact Networking, LLC	300 - County Highway	500	96	404
	2019-00000039	Cintas Corporation	304 - Motor Fuel Local Option	16,000	3,905	12,095
	2019-00000056	Telvent DTN, LLC	304 - Motor Fuel Local Option	2,200	1,079	1,122
	2019-00000073	Bonnell Industries Inc	300 - County Highway	165,700	-	165,700
	2019-00000074	Alarm Detection Systems Inc	300 - County Highway	3,000	504	2,496
	2019-00000075	Culligan Tri City Soft Water	300 - County Highway	1,980	802	1,178
	2019-00000077	Ready Refresh by Nestle (Ice Mountain)	300 - County Highway	2,004	705	1,299
	2019-00000078	Urban Elevator Service Inc	300 - County Highway	4,245	713	3,532
	2019-00000079	Waste Management of Illinois - West	300 - County Highway	4,800	1,075	3,725
	2019-00000080	Twin Oaks Landscaping Inc	300 - County Highway	4,580	-	4,580
	2019-00000081	Rush Truck Centers of Illinois, Inc.	300 - County Highway	151,000	-	151,000
	2019-00000083	Rush Truck Centers of Illinois, Inc.	300 - County Highway	13,820	-	13,820
	2019-00000131	FleetPride Inc	304 - Motor Fuel Local Option	720	-	720
	2019-00000272	Jensen's Plumbing & Heating Inc	300 - County Highway	47,648	-	47,648
	2019-00000290	Elburn NAPA Inc	304 - Motor Fuel Local Option	9,500	3,193	6,307
	2019-00000367	Pomps Tire Service Inc	304 - Motor Fuel Local Option	9,500	2,176	7,324
	2019-00000373	Curran Contracting Company	304 - Motor Fuel Local Option	7,500	-	7,500
	2019-00000486	Grainger Inc	300 - County Highway	340	-	340
	2019-00000509	Hi-Line Utility Supply Co. LLC	304 - Motor Fuel Local Option	30	-	30
	2019-00000520	John M Ellsworth Co	300 - County Highway	499	-	499
	2019-00000596	Perfect Cleaning Service Corp	300 - County Highway	15,600	-	15,600
	2019-00000597	PDC Laboratories Inc	300 - County Highway	2,000	300	1,700
	2019-00000601	Grainger Inc	300 - County Highway	70	-	70
	2019-00000662	Tri-County Garage Door, Inc.	300 - County Highway	3,300	-	3,300
	2019-00000671	Rex Radiator & Welding Co Inc	304 - Motor Fuel Local Option	740	-	740
	2019-00000672	Airgas North Central, Inc.	300 - County Highway	128	-	128
Network Operations & Management (NOM)	2018-00002372	gba Systems Integrators LLC	300 - County Highway	464,415	6,277	458,138
Pavement Management System	2019-00000595	Applied Pavement Technology Inc	300 - County Highway	191,329	-	191,329
Pavement Preservation	2018-00001223	AC Pavement Striping Co	304 - Motor Fuel Local Option	774,048	688,753	85,295
Pavement Resurfacing	2018-00001225	Geneva Construction Company	304 - Motor Fuel Local Option	9,383,923	7,485,977	1,897,947
Peck Road at Bricher Road	2018-00001845	Crawford Murphy & Tilly Inc (CMT)	305 - Transportation Sales Tax	303,228	55,802	247,426
Peplow Over Trib. of Virgil Ditch #3(Union)(08-00383-00-BR)	2013-00002747	WBK Engineering, LLC	304 - Motor Fuel Local Option	258,655	250,969	7,687
	2018-00000742	Tecma Associates Inc	305 - Transportation Sales Tax	399,813	-	399,813
Planning	2015-00002083	CH2M Hill, Inc.	300 - County Highway	299,780	261,176	38,604
Planning	2018-00002420	Jacobs Engineering	300 - County Highway	85,000	-	85,000
Randall & Weld US20 Ramp (14-00446-00-CH)	2018-00000741	HDR Engineering, Inc.	305 - Transportation Sales Tax	598,781	578,733	20,049
	2019-00000518	BLA Inc	305 - Transportation Sales Tax	696,924	-	696,924
Randall Over UPRR & Tyler Creek (13-00176-02-BR)	2013-00002766	HR GREEN Inc (formerly SEC GROUP Inc)	305 - Transportation Sales Tax	275,333	242,830	32,503
Randall Rd Transit Infrastructure Improvements (15-00455-00-TD)	2015-00001539	Civiltech Engineering Inc	305 - Transportation Sales Tax	163,331	157,821	5,510
Randall Road at Ferson Creek Joint Repair (16-00478-00-BR)	2018-00001608	Martam Construction Inc	304 - Motor Fuel Local Option	254,292	236,582	17,709
Randall Road from Huntley Road to Big Timber Rd (14-00441-00-T)	2018-00001846	Alfred Benesch & Co	305 - Transportation Sales Tax	609,100	-	609,100
	2019-00000167	State of IL Treasurer-IDOT	305 - Transportation Sales Tax	1,887,532	-	1,887,532
Right of Way	2018-00001953	Jensen Right of Way Associates Inc	300 - County Highway	150,000	-	150,000
Silver Glen and IL31 (15-00463-00-CH)	2016-00000174	State of IL Treasurer-IDOT	300 - County Highway	19,176	6,703	12,473
Silver Glen Over Otter Creek Branch (16-00115-02-BR)	2018-00000275	Baxter & Woodman Inc	305 - Transportation Sales Tax	227,560	183,893	43,667
	2019-00000523	WBK Engineering, LLC	305 - Transportation Sales Tax	357,310	-	357,310
Stage 2 - HSIP - Orchard Randl Fabyan Hughes (12-00424-00-SP)	2013-00001130	Christopher B. Burke Engineering, Ltd.	540 - Transportation Capital	372,449	369,839	2,610
	2018-00001229	V3 Companies of Illinois Ltd	540 - Transportation Capital	649,005	-	649,005
Stearns Bridge - IL25 from Dunham to CC&P RR (06-00214-18-RP)	2013-00001999	State of IL Treasurer-IDOT	555 - Tri-Cities Impact Fees	609,442	-	609,442
Stearns Corridor Traffic System (11-00214-00-TL)	2014-00002465	State of IL Treasurer-IDOT	305 - Transportation Sales Tax	367,501	275,528	91,973

Kane County Division of Transportation
 Open Purchase Orders
 February 28, 2019

Project	P.O. Number	Vendor Name	Funds	PO Amount	Expensed	Amount Remaining
Stearns Road at Randall Road (14-00214-28-CH)	2018-00000740	Christopher B. Burke Engineering, Ltd.	552 - Greater Elgin Impact Fees	346,759	321,256	25,503
	2019-00000519	State of IL Treasurer-IDOT	305 - Transportation Sales Tax	572,949	-	572,949
	2019-00000519	State of IL Treasurer-IDOT	551 - Campton Hills Impact Fee	200,000	-	200,000
	2019-00000519	State of IL Treasurer-IDOT	559 - Central Impact Fees	400,000	-	400,000
	2019-00000521	Stanley Consultants Inc	559 - Central Impact Fees	471,251	-	471,251
Stearns Road Solar Gate	2019-00000038	Forest Preserve District of Kane County	305 - Transportation Sales Tax	25,450	-	25,450
Structural Services - 2017 (17-00481-00-BR)	2017-00002624	WBK Engineering, LLC	305 - Transportation Sales Tax	374,737	287,870	86,867
Structural Services - 2018 (18-00498-00-BR)	2018-00002373	Bowman Consulting Group Ltd	304 - Motor Fuel Local Option	439,057	18,686	420,370
Traffic Engineering Assistance	2015-00002084	Gewalt Hamilton Associates, Inc.	304 - Motor Fuel Local Option	90,166	70,194	19,971
	2018-00001607	Thomas Engineering Group, LLC	304 - Motor Fuel Local Option	300,000	29,405	270,595
Traffic Signal & Light Maintenance	2017-00002908	Meade Inc.	304 - Motor Fuel Local Option	1,639,755	968,956	670,799
Traffic Signal Operation Management Services (TSOM)	2018-00002371	Iteris Inc	300 - County Highway	747,753	-	747,753
Walker Road Over Burlington Creek (08-00133-01-BR)	2015-00000338	ComEd	305 - Transportation Sales Tax	98,230	49,115	49,115
West County Line Road over Union Ditch #3 (08-00024-01-BR)	2016-00001494	Wight & Company	305 - Transportation Sales Tax	174,000	172,452	1,548
	2018-00000280	State of IL Treasurer-IDOT	305 - Transportation Sales Tax	312,677	251,313	61,364
Total				101,039,645	33,834,678	67,204,968

**Kane County Division of Transportation
Fund Status Report
as of February 28, 2019**

	Beginning Fund Balance	M-T-D Revenues	Y-T-D Revenues	M-T-D Expenses	Y-T-D Expenses	Fund Balance	Contractual Obligations	Debt Service Obligations	Fund Balance Less Obligations	A/R
Special Revenue Funds										
300 - County Highway	\$ 11,535,122	\$ 26,362	\$ 102,246	\$ 276,804	\$ 1,167,680	\$ 10,469,688	\$ 3,618,507		\$ 6,851,181	\$ 43,682
301 - County Bridge	391,542	-	566	-	2,405	389,703	398,338		(8,636)	-
302 - Motor Fuel Tax	16,346,633	563,612	584,622	181,282	4,368,965	12,562,290	4,820,785	3,494,300	4,247,205	-
303 - County Highway Matching	198,344	-	263	-	-	198,607	67,270		131,337	-
304 - Motor Fuel Local Option	17,683,965	876,455	900,650	426,783	645,627	17,938,987	4,400,060	160,331	13,378,596	8,398
<i>Special Revenue Funds Subtotal:</i>	46,155,606	1,466,429	1,588,346	884,869	6,184,677	41,559,274	13,304,961	3,654,631	24,599,683	52,079
Restricted Capital Funds										
305 - Transportation Sales Tax	\$ 38,323,643	\$ 1,260,479	\$ 1,309,451	\$ 150,863	\$ 385,432	\$ 39,247,661	\$ 23,216,734		\$ 16,030,928	\$ 417,153
515 - Longmeadow Bond Construction		-	23,003,253	\$ 1,125,695	\$ 1,125,695	\$ 21,877,558	\$ 21,874,305		\$ 3,253	-
540 - Transportation Capital	2,344,189	-	3,089	-	-	2,347,278	1,990,300		356,978	31,549
<i>Restricted Capital Funds Subtotal:</i>	\$ 40,667,832	\$ 1,260,479	\$ 24,315,792	\$ 1,276,558	\$ 1,511,127	\$ 63,472,497	\$ 47,081,339	\$ -	\$ 16,391,158	\$ 448,702
Impact Fee Funds										
550 - Aurora Area Impact Fees	\$ 679,732	\$ -	\$ 900	\$ -	\$ -	\$ 680,632	\$ -		\$ 680,632	
551 - Campton Hills Impact Fees	1,028,022	-	1,366	-	-	1,029,388	505,377		524,011	
552 - Greater Elgin Impact Fees	600,833	-	1,407	26,361	38,901	563,339	148,697		414,641	
553 - Northwest Impact Fees	349,501	-	463	-	-	349,964	-		349,964	
554 - Southwest Impact Fees	673,266	-	1,082	36,244	40,525	633,824	535,343		98,482	
555 - Tri-Cities Impact Fees	1,297,965	-	1,719	-	-	1,299,683	1,302,317		(2,633)	-
556 - Upper Fox Impact Fees	643,337	-	850	-	-	644,187	-		644,187	
557 - West Central Impact Fees	71,777	-	95	-	-	71,873	34,000		37,873	
558 - North Impact Fees	1,201,446	54,076	129,640	52,575	111,850	1,219,236	1,192,087		27,149	
559 - Central Impact Fees	2,778,190	23,263	76,356	-	-	2,854,546	871,251		1,983,295	
560 - South Impact Fees	3,609,499	43,285	66,443	-	-	3,675,942	2,229,596		1,446,345	270,387
<i>Impact Fee Funds Subtotal:</i>	\$ 12,933,568	\$ 120,623	\$ 280,322	\$ 115,179	\$ 191,275	\$ 13,022,614	\$ 6,818,668	\$ -	\$ 6,203,946	\$ 270,387
Grand Total:	\$ 99,757,006	\$ 2,847,532	\$ 26,184,459	\$ 2,276,606	\$ 7,887,079	\$ 118,054,386	\$ 67,204,968	\$ 3,654,631	\$ 47,194,787	\$ 771,169

* \$23,003,253 in Fund 515 Longmeadow Bond Construction represents Bond Proceeds to be paid back with toll revenue



RESOLUTION/ORDINANCE EXECUTIVE SUMMARY

Resolution No.

Approving of Personnel Hiring and Replacement, Kane County Division of Transportation - Accountant II (1)

Committee Flow: Transportation Committee, Finance and Budget Committee, Executive Committee, County Board

Contact: Tom Rickert, (630) 406-7305

Budget Information:

Was this item budgeted? Yes	Appropriation Amount: \$46,000 - \$50,000
If not budgeted, explain funding source: N/A	

Summary:

In accordance with County Board Resolution #17-202, Kane County Division of Transportation (KDOT) is seeking County Board approval to hire one (1) Accountant II position. This position provides purchasing, accounts payable, accounts receivable, and payroll support to KDOT. The current person in this position is retiring on April 1, 2019.

STATE OF ILLINOIS

COUNTY OF KANE

RESOLUTION NO.

APPROVING OF PERSONNEL HIRING AND REPLACEMENT, KANE COUNTY DIVISION OF TRANSPORTATION - ACCOUNTANT II (1)

WHEREAS, Kane County has adopted Resolution 17-202, instituting a moratorium on the hiring or replacement of County personnel, which resolution requires that no personnel position shall be hired unless specifically approved by the County Board; and

WHEREAS, the Division of Transportation requires employees with bookkeeping experience to fill an existing Accountant II personnel vacancy in order to assist with purchasing, accounts payable, accounts receivable, and payroll; and

WHEREAS, the County Board believes it to be fiscally responsible and in the best interest of the County to hire a qualified individual to fill existing Accountant II personnel vacancy in the Kane County Division of Transportation.

NOW, THEREFORE, BE IT RESOLVED by the Kane County Board that the Kane County Division of Transportation is hereby authorized to hire and fill one (1) existing vacant accounting position in its Finance and Budgeting Department.

Line Item	Line Item Description	Was personnel/item/service approved in original budget or a subsequent budget revision?	Are funds currently available for this personnel/item/service in the specific line item?	If funds are not currently available in the specified line item, where are the funds available?
300.520.520.40000	Salaries & Wages	Yes	Yes	

Passed by the Kane County Board on April 9, 2019.

John A. Cunningham
Clerk, County Board
Kane County, Illinois

Christopher J. Lauzen
Chairman, County Board
Kane County, Illinois

Vote:

09-04 KDOTHiring

KANE COUNTY DIVISION OF TRANSPORTATION

Maintenance Department Monthly Report – March 19, 2019

Maintenance Activities

- Winter operation – snow and ice removal
- Tree trimming/brush cutting
- Roadway surface patching
- Anti-icing bridge decks
- Starting Snow fence removal

As of March 7th, we have been out 50 times so far this season with an estimated salt usage of 9,900 tons used. This time last year, we had been out 31 times.

FY2020 Purchase of Ice Control Salt

For the 2019-2020 winter season, the Division of Transportation will be using salt for ice and snow removal on the County Highway System. From past winters, staff estimates that we will use approximately 10,000 tons of salt.

Staff will be working with the purchasing department and do our own bid for salt ahead of the CMS contract. Kane County Division of Transportation is submitting a bid quantity of 12,000 tons allowing us to purchase between 80%-120% of that amount. The previous winter salt usage went into our reserve pile. Our average usage is around 10,000 tons, we will be contracting for more to replenish our reserve. Kane County buildings management and the Kane County Townships will be invited to join in on our annual salt contract for an additional amount. If the results are not favorable for KDOT, we will reject all bids and go forward with joining the CMS bid, along with facilities management and the townships.

Option 2 - FY20 bulk rock salt request will be submitted to the state (CMS) if we decide to reject all bids from our own salt bid through the purchasing department. Kane County Division of Transportation is submitting a quantity of 12,000 tons with the contract allowing us to purchase between 80%-120%. Kane County buildings management and the Kane County Townships will join in on our annual salt contract for an additional amount.

Option 3 - FY20 bulk rock salt request will be to renew current contract with the maximum allowable increase of 20%, which is 10,800 for KDOT, plus the 80-120% contract allowable amount. Again, facilities management and the townships will be included.

Attachments: None

Detailed information available from: Bill Edwards, Maintenance Supervisor
630-584-1170

KDOT Light Duty Fleet

Cost-Effective Cycling Lease Program



Lease vs. Buy

Why Lease?

- cost effective
- lower maintenance costs
- standardizes fleet
- newer vehicles: better fuel economy

Cost Effective Cycling Leasing Model

- group discounts below market purchase
- sell 1-year old vehicles at market sales
- savings rolled forward



Cost Effective Cycling

How does it work?



Leasing Company: Purchases Vehicles

- leasing company purchases vehicles at deep discounts – far below market value

Kane County: Monthly Lease Payments

- monthly lease payment towards the cost of the vehicle
- nominal monthly lease “charge”, essentially “profit” for the leasing company

Vehicle Cycle

- at the end of a “cycle” (6 to 24 months depending on market prices) the leasing company sells the vehicle(s) at market value on the open market, at or above the purchase price!

Savings Captured

- proceeds from the sale of the vehicles are returned to Kane County in the form of cash or a credit on future monthly lease payments when the leasing company purchases the next set of vehicles

Risks/Benefits

Financial, Operational, and Reputational



Financial

- vehicle purchase costs will be less expensive in the long run
- little to no maintenance; perhaps not even an oil change
- better gas mileage / more fuel efficient

Operational

- standardizes fleet
- eliminates vehicle title paper-work process
- “upfitting” decals, safety markings, warning lights changed @ each cycle

Reputational

- public perception

References



Citrus County, Florida – Sheriff’s Department

- Cycle 1 - \$13,000 gain
- Cycle 2 - \$4,800 loss
- Cycle 3 - \$9,200 gain

Hendry County, Florida

- Cycle 1 - \$6,400 gain

KANE COUNTY DIVISION OF TRANSPORTATION

Planning & Programming Department Monthly Report – March 19, 2019

Distracted Driving Awareness Week: April 21-27

Law enforcement agencies in the county have agreed to conduct a “HiVE” campaign (High Visibility Enforcement) on April 26th. Officers will be visible during all aspects of the deployment, flooding targeted areas to gain the attention of traveling motorists inducing them to drive safely. All deployments are publicized in advance of the HiVE, so motorists are aware of the elevated police presence and enforcement. KDOT is providing message boards on county highways to promote safer driving and the HiVE event. All partners will participate in an educational campaign to get the word out using social media, posters, news articles, and visits to local middle schools, high schools, and senior citizen meetings.

Kane Kendall Council of Mayors Newsletter

The March/April newsletter is out and contains information regarding the changes to the Council’s methodology for choosing STP projects and two Metra surveys. Staff encourages everyone to participate in CMAP’s My Daily Travel Survey, which is open through May. As a reminder, this survey looks to gather details about the travel habits of residents throughout the region. Each household that participates will receive \$50 and there is an incentive program for schools to earn money too. As of late February, Kane County residents are underrepresented in the total amount of completed surveys. More information is available on the My Daily Travel website: <https://mydailytravel.com/>

Kane County Impact Fee Program

The attached monthly report shows total fees collected as of February 28, 2019.

Attachments: Impact Fee Monthly Report, Kane Kendall Council of Mayors Newsletter

Detailed information available from: Jackie Forbes, Chief of Planning & Programming
630-444-3142

ROADWAY IMPACT FEE COLLECTIONS BY FISCAL YEAR as of February 28, 2019*

Service Area	FY04 - FY14	FY15	FY16	FY17	FY18	FY19	TOTAL
Aurora Area	\$2,378,198.00	\$173,550.00	\$30,412.00	\$59,765.00	\$37,574.00	\$0.00	\$2,679,499.00
Campton Hills	\$2,784,300.00	\$118,430.00	\$76,285.00	\$36,832.00	\$13,732.00	\$0.00	\$3,029,579.00
Greater Elgin***	\$4,494,419.00	\$52,328.00	\$175,443.00	\$139,025.00	\$43,909.00	\$0.00	\$4,905,124.00
Northwest**	\$2,371,412.00	\$45,140.00	\$36,959.00	\$39,305.00	\$18,396.00	\$0.00	\$2,511,212.00
Southwest	\$1,879,442.00	\$67,030.00	\$46,274.00	\$94,048.00	\$52,762.00	\$0.00	\$2,139,556.00
Tri-Cities	\$6,187,328.00	\$183,784.00	\$282,757.00	\$89,693.00	\$36,737.00	\$0.00	\$6,780,299.00
Upper Fox**	\$2,349,904.00	\$491,414.00	\$61,912.00	\$55,483.00	\$38,632.00	\$0.00	\$2,997,345.00
West Central	\$321,784.00	\$7,674.00	\$11,353.00	\$19,698.00	\$6,565.00	\$0.00	\$367,074.00
North	\$2,108,029.00	\$716,573.00	\$1,377,605.00	\$750,517.00	\$938,980.00	\$54,076.00	\$5,945,780.00
Central	\$1,098,613.00	\$208,041.00	\$598,405.00	\$824,069.00	\$656,606.00	\$23,263.00	\$3,408,997.00
South	\$2,107,568.00	\$534,679.00	\$1,017,597.00	\$253,639.00	\$456,825.00	\$43,285.00	\$4,413,593.00
Grand Total	\$28,080,997.00	\$2,598,643.00	\$3,715,002.00	\$2,362,074.00	\$2,300,718.00	\$120,624.00	\$39,178,058.00

* Includes any late fees; County fiscal year begins December 1st of every year

** Includes prepayments

*** Includes refunds

Newsletter

VOLUME 22, ISSUE 2
MARCH/APRIL
2019



In this Issue

- 1 STP METHODOLOGY STATUS UPDATE
SAVE THE DATE
- 2 BIKEWAY DESIGN WORKSHOP
TRANSPORT CHICAGO CONFERENCE
CAPITAL BILL PUBLIC HEARINGS
- 3 CMAP NEWS
- 4 KKCOM COUNCIL INFORMATION
KKCOM STAFF
KKCOM CONTACT INFORMATION

STP Methodology Revision Status Update

As part of an October 2017 agreement between CMAP's Council of Mayors and the City of Chicago, local councils must revise STP funding methodologies in advance of the 2020 local council calls for projects. Local councils must include a revision to the project scoring that allocates a minimum of 25% of points toward CMAP's planning factors as delineated in the [STP-Shared Fund Methodology](#). Those factors can be related to Complete Streets, Inclusive Growth, Green Infrastructure, Freight Movement, or Transit Supportive Density. KKCOM staff has hosted 3 STP working groups made up of volunteers from the Transportation Policy Committee in support of this effort. There will be one more STP working group held in March in advance of the April 18th Transportation Policy Committee. Thank you to our volunteers! Other significant requirements include revision of the KKCOM STP Programming Policies and Procedures to conform with CMAP's Active Program Management Policies and Procedures, as well as the allocation of council bonus points toward projects within our council jurisdiction that are applying for STP-Shared funds in the 2019 call for projects.

Council Staff will present all actions that have been taken over the past few months to the Transportation Policy Committee on April 18th and the Spring Full Council for a final vote.

SAVE THE DATE

March 13	CMAP Board Meeting
March 14	CMAP MPO Policy Committee Meeting
March 18	KKCOM Seminar Series: Introduction to Bikeway Design
March 28	CMAP STP Project Selection Committee Meeting
April 10	CMAP Board Meeting
April 11	CMAP STP Project Selection Committee Meeting
April 16	Public Hearing Capital Bill - Chicago
April 18	KKCOM Transportation Policy Committee Meeting
April 22	Public Hearing Capital Bill - Elgin
April 26	CMAP Transportation Committee Meeting



Kane Kendall Council of Mayors will be hosting an Introduction to Bikeway Design. The keynote speaker of the event will be Ed Barsotti, the Chief Program Officer for Ride Illinois, a nonprofit bicycle advocacy group. The seminar will be on Monday, March 18, 2019 from 10:00 am until noon at the Kane County Government Center (719 S Batavia Ave, Geneva, IL 60134). Attendees are able to earn 2 AICP Credits for attending. The seminar is free to all attendees but you must register online. Space is limited so be sure to register soon!

The seminar will focus on Ed's presentation, "Bikeway Design Strategies: Off- and On-Road in Suburban and Rural Areas". The toolbox of available and new

bikeway types will be summarized to help attendees know which is most appropriate in particular contexts, from suburban downtowns to rural areas. Intersection safety issues, uncontrolled trail crossings, and bike parking will also be discussed. Several examples will illustrate how road projects can be opportunities to improve bicycling conditions, through small-scale or larger design changes.

Ryan Peterson will conclude the seminar by briefly discussing tactical urbanism techniques and the upcoming KKOM Bike Week in May.

If you have any questions about the event please contact Ryan Peterson at 630-444-3143 or petersonryan@co.kane.il.us. You can register [here](#).

Transport Chicago Conference

Save the date: [The Transport Chicago Conference](#) will be held June 14, 2019 at the Holiday Inn Chicago Mart Plaza.

Transport Chicago is an annual conference dedicated to the mission of improving transportation in the Chicago region and beyond. Originally conceived as a student-led forum, today Transport Chicago brings together seasoned experts and professionals of all ages for a

one-day fun, engaging and semi-formal conference setting. Transport Chicago provides a platform to exchange ideas and knowledge and to build the relationships that are necessary to solve the complex transportation problems of today- and tomorrow.

Proposals are currently being accepted and registration details are to come.

Metra BNSF Surveys

Metra is launching two surveys related to gather feedback in two areas - the [BNSF line schedule](#), and [weekend service](#). The new schedule was adopted last June to accommodate the federal mandated Positive Train Control System. The surveys will remain open until March 17.

Capital Bill Public Hearings

The Subcommittees on Capital for the Illinois Senate Transportation and Appropriations II Committees are holding two public hearings in the Chicago area to gather feedback on capital infrastructure needs. The first is **April 16th at 1:00 p.m.** in Chicago at the Bilandic Building, 160 N. LaSalle St., Chicago. The second is at the Gail Borden Public Library in Elgin on **April 22nd at 1:00 p.m.** Staff encourages partners to attend and provide input on a potential state construction plan.

APA-IL Spring Pro Bono CFP

APA-IL has relaunched its [Pro Bono Planning Services Program](#) and is now accepting applications for new projects. The mission of the Pro-Bono Planning Service is to provide services to assist municipalities, nonprofits, and community organizations with early stage planning projects. Applications are due March 29, 2019.



CMAP NEWS

My Daily Travel Survey

The Chicago Metropolitan Agency for Planning (CMAP) is conducting the My Daily Travel survey, asking households in northeastern Illinois to report the trips they make for work, school, shopping, errands, and socializing with family and friends. Collecting this information through a survey is the only way to accurately measure and understand people's changing daily travel patterns.

An incentive of \$50 per household is available for taking part in the program. CMAP also announced a special incentive for schools, allotting \$10 to each school district per family household participant. If the local district administration has approved the program, households may use a custom URL in order to ensure their funds are given to their local schools for programming. Further information is available [here](#).

By providing accurate information about your daily travel, you will help ensure that funding to maintain roads, bridges, and transit is spent where it is needed most. Your travel information will help build a complete picture of local and regional transportation needs, so decision-makers can effectively recommend where to make improvements. To participate in the survey, visit their [website](#).

The survey closes in May and so far The Kane Kendall Region is currently slightly under-represented in the survey. We encourage local agencies to increase efforts where possible to ensure accurate regional representation.

Montgomery President Matt Brolley Appointed to MPO Policy Committee

At the CMAP Board Meeting on January 9th, 2019, Montgomery Village President Matt Brolley was appointed to the MPO Policy Committee. President Brolley will continue to serve on the CMAP Board.

CMAP Water Demand Projections and Data Presentations

CMAP staff will be attending the April 18th KCOM Transportation Policy Committee to give a presentation on the data that CMAP has provided to assist local agencies in strategic planning. The presentation will focus on the content and methodology of the datasets provided, as well as how to utilize them.

Coordinated Planning Areas

ONTO 2050 emphasizes the importance of reinvesting in existing communities and infrastructure as well as preserving farmland and natural resources. In support of this, CMAP has created a local strategy [map](#) which identifies communities that have a significant amount of agricultural or natural lands within or adjacent to their boundaries. A large portion of the areas delineated are located within Kane and Kendall Counties. The map features two datasets, one for "Coordinated Planning Areas" and one for "Combined Conservation Areas".

FLIP Program - Applications

Applications for the Summer 2019 CMAP (F)uture (L)eaders (i)n (P)lanning program are currently open until May 20, 2019. This FREE leadership development program is open to high school students in the CMAP region. Teens will learn about the issues that shape the region and will meet and interact with selected regional leaders who make key planning decisions in our communities. Details and application materials are available [here](#).

COUNCIL MEMBERS

Chairman

Mayor Jeffery Schielke, City of Batavia

Vice Chairman

President John Skillman, Village of Carpentersville

Municipal Members

President John Schmitt, Village of Algonquin

Mayor Richard Irvin, City of Aurora

President Dean Hummell, Village of Big Rock

President Bob Walsh, Village of Burlington

President Harry Blecker, Village of Campton Hills

President Lael Miller, Village of East Dundee

President Jeffrey Walter, Village of Elburn

Mayor Dave Kaptain, City of Elgin

Mayor Kevin Burns, City of Geneva

President Rick Zirk, Village of Gilberts

President Jeffrey R. Magnussen, Village of Hampshire

President Charles Sass, Village of Huntley

President David Kovach, Village of Kaneville

President Rick Overstreet, Village of Lily Lake

Mayor Paul Pope, Village of Lisbon

President Kathleen Curtis, Village of Maple Park

President Jackie Lemmerhirt-Kowalski, Village of Millbrook

President Doug Holley, Village of Millington

President Matthew Broley, Village of Montgomery

President James Davis, Village of Newark

President Dale Berman, Village of North Aurora

President Gail Johnson, Village of Oswego

President Steve Wiedmeyer, Village of Pingree Grove

Mayor Bob Hausler, City of Plano

Mayor June McCord, Village of Plattville

Mayor Rick Olson, City of Sandwich

President Stephan Pickett, Village of Sleepy Hollow

President Steve Ward, Village of South Elgin

Mayor Ray Rogina, City of St. Charles

President Sean Michels, Village of Sugar Grove

President Jamie LeBlanc, Village of Virgil

President Eileen Phipps, Village of Wayne

President Christopher Nelson, Village of West Dundee

Mayor Gary Golinski, City of Yorkville

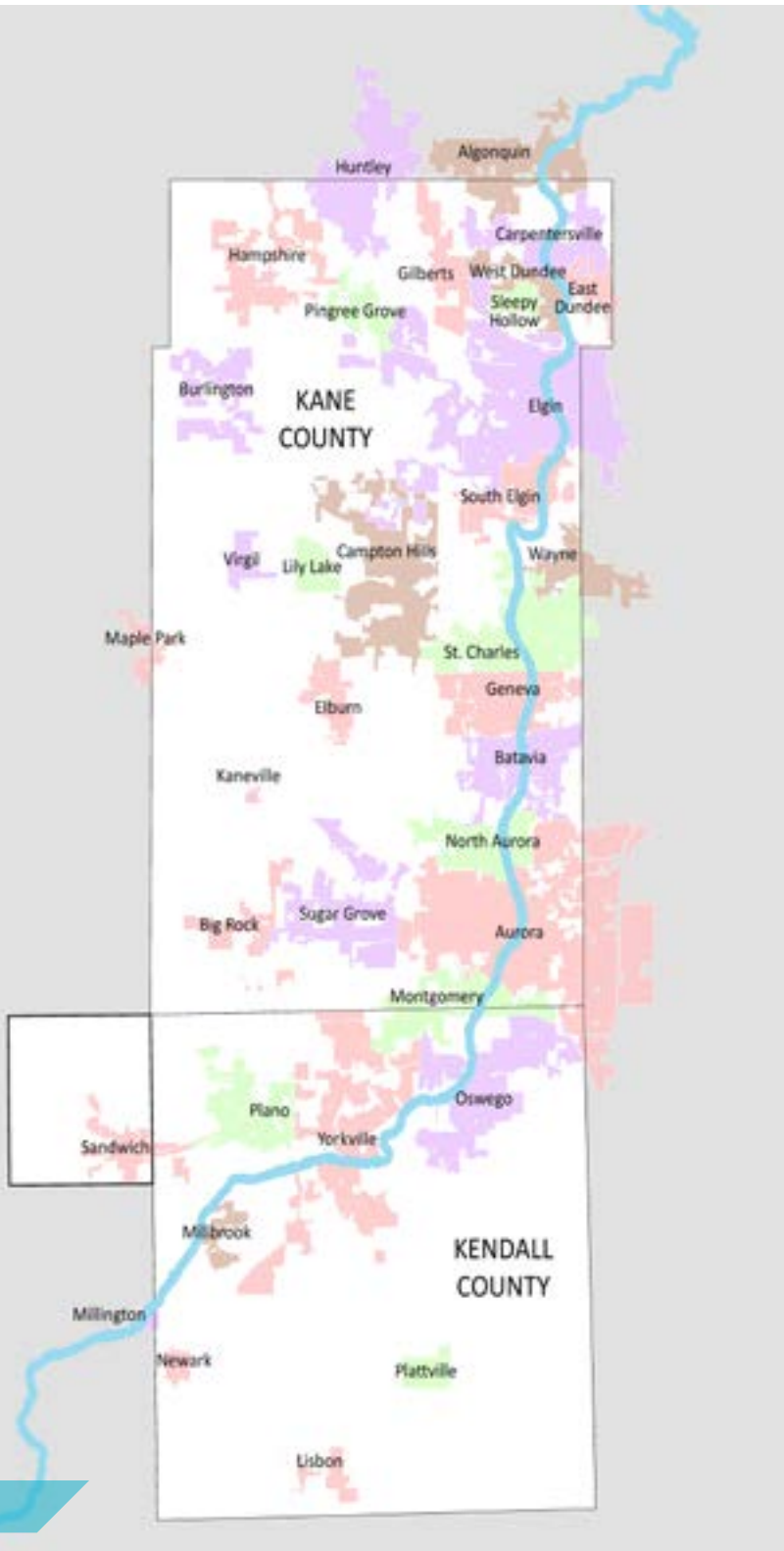
County Members

Chairman Chris Lauzen, Kane County Board

Chairman Scott Gryder, Kendall County Board

Carl Schoedel, County Engineer, Kane Co. Div. of Transportation

Francis Klaas, County Engineer, Kendall Co. Highway



KKCOM STAFF



THOMAS B. RICKERT
EXECUTIVE DIRECTOR



JACKIE FORBES
COUNCIL DIRECTOR



RYAN PETERSON
REGIONAL PLANNING
LIAISON



TROY SIMPSON
REGIONAL PLANNING
LIAISON

CONTACT INFO

Kane Kendall Council of Mayors

41W011 Burlington Road

St. Charles, Illinois 60175

630-584-1170

www.kkcom.org

planningstaff@co.kane.il.us



RESOLUTION/ORDINANCE EXECUTIVE SUMMARY

Resolution No.

Approving Adoption of the Kane County 2040 Transportation Plan and 5-Year Transportation Improvement Program (TIP)

Committee Flow: Transportation Committee, Executive Committee, County Board

Contact: Tom Rickert, (630) 406-7305

Budget Information:

Was this item budgeted? N/A	Appropriation Amount: N/A
If not budgeted, explain funding source: N/A	

Summary:

Pursuant to State Statute 605 ILCS 5/5-301, the County is required to consider on an annual basis a 5-Year Transportation Improvement Program. As part of the County's long-range planning efforts, the County considers on an annual basis a listing of anticipated improvements and costs within the next 5 years. This 5-Year financial plan is referred to as Kane County's 5-Year Transportation Improvement Program (TIP).

A draft listing of projects and estimated costs for FY2019-2023 were presented to you at the January and February meetings. The list of projects primarily reflected previous direction of the County Board by utilizing the adopted FY2019 Transportation Budget and the currently approved 5-Year TIP.

The final draft document is included in the agenda materials. Staff will summarize the document and present highlights of the materials. This is a working document and will likely be updated during the year to address programming changes. The TIP includes:

- The adopted FY2019 Transportation Budget
- A summary of the types of improvements that are being programmed and when these improvements are estimated to start during the next 5 years
- Individual project descriptions and maps of all 2019 projects

STATE OF ILLINOIS

COUNTY OF KANE

RESOLUTION NO.

APPROVING ADOPTION OF THE KANE COUNTY 2040 TRANSPORTATION PLAN AND 5-YEAR TRANSPORTATION IMPROVEMENT PROGRAM (TIP)

WHEREAS, the Illinois Compiled Statutes (605 ILCS 5/5-301) requires the County of Kane annually update its 20-year long-range transportation plan; and

WHEREAS, pursuant to Kane County Resolution No. 12-101, the Kane County Board adopted the Kane County 2040 Transportation Plan, which is a comprehensive long range transportation plan that identifies major multi-modal transportation projects that respond to existing deficiencies and projected development trends, provides guidance for transportation decisions and cooperative planning, increases system efficiency and personal mobility, and identifies resources to implement transportation projects; and

WHEREAS, proper management of the Kane County transportation system requires multi-year planning to address the demand for new and improved transportation facilities and to properly maintain existing transportation infrastructure; and

WHEREAS, the 2040 Transportation Plan is comprised of three major elements - the 2040 Recommended Roadway Plan, the Kane County Bicycle and Pedestrian Plan, and the 2040 Transit Plan (each previously adopted by the County Board July 12, 2011); and

WHEREAS, the FY2019-2023 Transportation Improvement Program is a working document that provides a list of the major transportation improvements anticipated within the next 5 years and also serves as the annual update of the 2040 Long Range Transportation Plan.

NOW, THEREFORE, BE IT RESOLVED by the Kane County Board that the County of Kane hereby approves the FY2019-2023 Transportation Improvement Program as the update to the previously adopted Kane County 2040 Transportation Plan which is hereby adopted for FY2019 as the County of Kane's 20 Year Long Range Highway Transportation Plan pursuant to the provisions of the Illinois Compiled Statutes (605 ILCS 5/5-301).

BE IT FURTHER RESOLVED that the Kane County Clerk shall cause the Kane County 2040 Transportation Plan to be filed with the Secretary of the Illinois Department of Transportation.

Passed by the Kane County Board on April 9, 2019.

John A. Cunningham
Clerk, County Board
Kane County, Illinois

Christopher J. Lauzen
Chairman, County Board
Kane County, Illinois

Vote:

19-03 5YRTIP

Kane County FY2019-20323 Transportation Improvement Program



FY2019 KDOT Budget
Adopted November 13, 2018



Christopher J. Lauzen
Kane County Board Chair

Drew Frasz
Transportation Committee Chair

Carl Schoedel, P.E.
Director of Transportation

Table of Contents

Role of Division & Mission Statement	2
Executive Summary	4
FY2019-2023 Transportation Improvement Program	4
Table 1: FY2019-2023 TIP–Project Summary by Category	5
FY2019-2023 Program Revenues	
Table 2: FY2019-2023 Revenue Summary–Percentage by Source	7
FY2019-2023 Program Expenditures	8
Table 3: FY2019-2023 Expenditure Summary–Percentage by Category	8
FY2019-2023 Transportation Improvement Program	9
Project Description, Phase, Year and Program Budget	10-20
FY2019 Program and Budget	21
Table 4: FY2019 TIP–Project Summary by Category	22
FY2019 Program Revenues	23
Table 5: FY2019 Revenue Summary–Percentage by Source	23
FY2019 Program Expenditures	24
Table 6: FY2019 Expenditure Summary–Percentage by Category	24
FY2019 Transportation Improvement Program (TIP) Map	25
FY2019 Transportation Improvement Program Project Descriptions	27-58
FY2019 KDOT Budget Adopted November 13, 2018	59
Transportation Budget Details	60-90
2018 Accomplishments	91
Kane County Board Members & Districts	92

Kane County Division of Transportation

Role of the Division

Serving a population of over 527,000 and employment exceeding 275,000, Kane County's Division of Transportation (KDOT) is continually enhancing and expanding the County transportation infrastructure to accommodate travel demand, while also maintaining existing roadways, bridges, and traffic equipment. The 66 full-time KDOT employees are responsible for the maintenance, planning, design, and construction of approximately 311 centerline miles of highways and bridges.

KDOT provides technical assistance to 16 township highway departments and is the lead agency for township projects constructed and maintained with Motor Fuel Tax (MFT) funds. County staff works closely with local citizens and coordinates with Federal, State, regional, and local agencies on transportation and land use issues. KDOT works with the Federal Highway Administration (FHWA), the Illinois Department of Transportation (IDOT), the Chicago Metropolitan Agency for Planning (CMAP), the Regional Transportation Authority (RTA), Pace, and Metra to plan, fund, and provide roadways, bicycle/pedestrian infrastructure, and transit services that address the mobility needs of those traveling within and through the County.

To support planning for future transportation and transit improvements, KDOT pursues planning studies that target safety improvements, reduced congestion, transit service improvements, bicycle accommodations, and walkable environments. Alternative designs, operations and funding scenarios result from these initiatives. Local communities are engaged in these planning activities, in part, through the Kane Kendall Council of Mayors which acts as a forum for CMAP and is staffed by KDOT personnel. KDOT is implementing the current [2040 Long Range Transportation Plan](#) which is an essential planning and implementation tool which supports viable economic development and is based on projections of growth and travel demand through the year 2040. A map on the next page highlights future projects that are based on this plan, but no longer includes the Prairie Parkway.

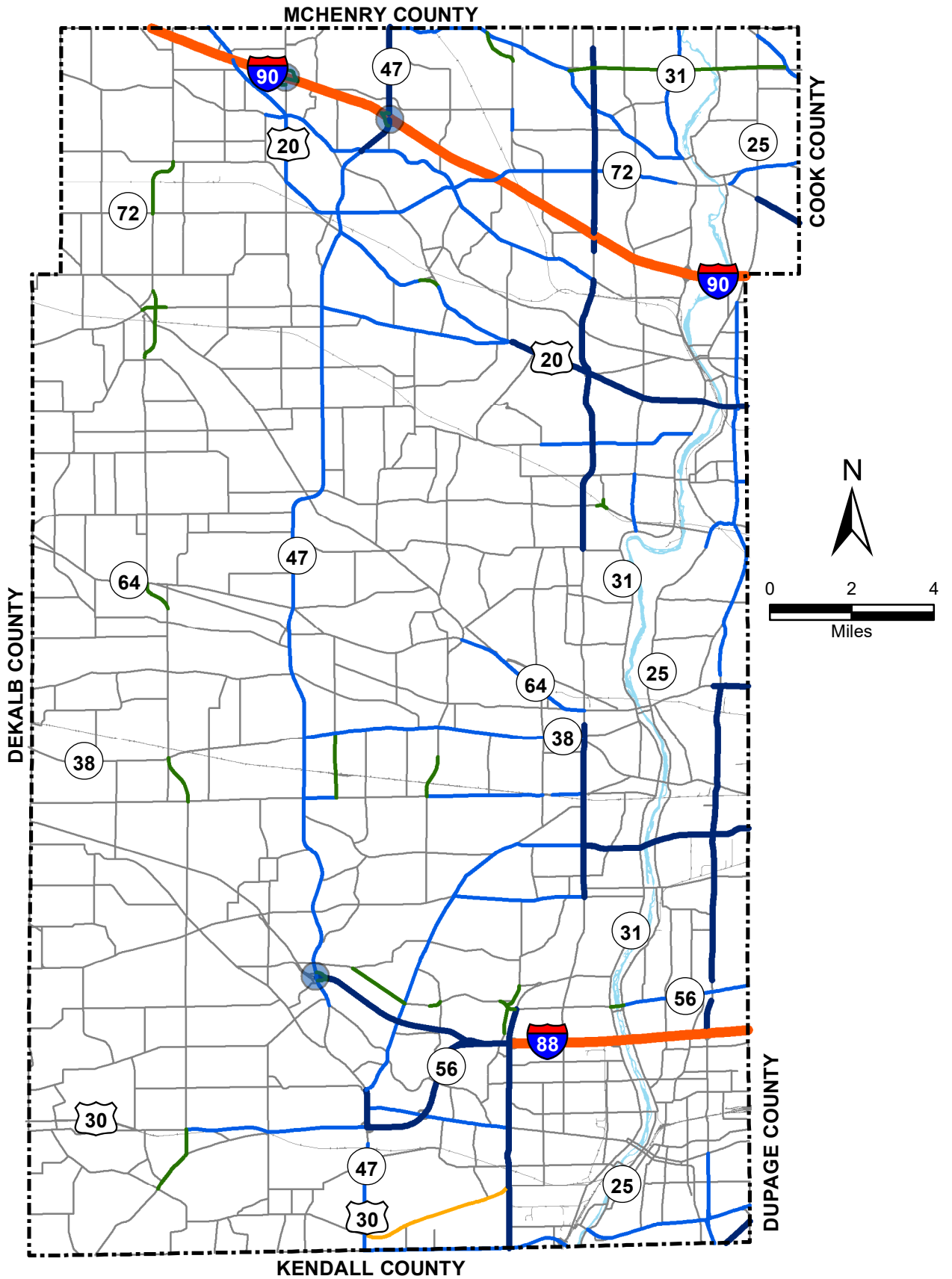
Mission Statement and Goals

The overall mission of the Kane County government is "to be accountable to its citizens in providing innovative and high quality services in an economical, fair, professional, and courteous manner to enhance and protect the health, welfare, and safety of those who live and work in Kane County." As a component of Kane County government, KDOT's mission is **"to provide and maintain a safe and efficient transportation system while maintaining the County's visions and values."**

The County's current and long-range planning efforts respond to regional development trends and mobility needs by **"planning for a balanced intermodal transportation system"**. The *Kane County 2040 Transportation Plan* establishes goals and strategies that support KDOT's mission to:

- Accommodate both existing and future travel demands
- Support local and regional land use plans and policies
- Reduce congestion while preserving the transportation system and its carrying capacity
- Improve/maintain the quality of the environment while providing transportation services

Decisions regarding current and future transportation facilities and actions are based on five major objectives: Safety, Personal Mobility, Cooperative Planning, Quality of the Environment, and System Efficiency. The County engages in an on-going process of evaluating projects annually and selecting projects to be incorporated in the County's Five-year Transportation Improvement Program. Through this process, KDOT identifies priority projects and focuses on implementing improvements that address projected transportation needs.



- New Alignment
 - 3-lanes
 - 4-lanes
 - 6-lanes
 - 8-lanes
 - Interchange Improvement
- Note: Does not include isolated intersection capacity improvements.

2040 Roadway Improvement Plan

Kane County 2040

Figure 7-1

Executive Summary

The management of Kane County's roadway system requires multi-year planning to insure that an appropriate balance of roadway maintenance, improvements, and expansions is sustained. Kane County's Transportation Improvement Program (TIP) outlines the five-year plan for County highway improvements and coordinates the allocation of local, state and federal resources to those projects. The County's Division of Transportation updates the TIP annually, and as needed, to revise the list of current and future projects, reflect project status and budget, and evaluate revenues and expenditures.

A majority of the projects contained in the TIP address the County's foremost commitment—to properly maintain the existing transportation system. The County also addresses the demand for new or improved transportation facilities, creating a balance between system expansion and maintenance. Therefore, a combination of roadway projects that expand as well as preserve the existing system are contained in the TIP. As part of the highway planning and design process, improvements that support alternative modes of transportation and eliminate barriers to bicycling, walking and transit service are considered.

Kane County's current FY2019 element of the TIP contains 72 primary projects in various phases of study, engineering, land acquisition and construction while the five-year plan contains 82 primary projects at various stages of development. There are also projects that are shown in the Multi-Year Program (2024/MYP) that are important to the County Board, but cannot be included within the plan yet due to fiscal constraints. These projects may ultimately move into the fiscally constrained program as funding becomes available through additional funding sources such as federal, state, or bond funds.

Project funding is derived mainly from five primary sources, in addition to previously obligated project funds (prior year carry-over/cash on-hand):

- Transportation Sales Tax
- Motor Fuel Tax (MFT) and MFT Local Option
- County Tax Levies (Highway, Bridge & Matching)
- Impact Fees
- Federal and State Funding

As of November 13, 2018, the FY2019 transportation program is estimated to cost \$102.9 million¹ and the current FY2019-2023 TIP is estimated to cost \$335.5 million. KDOT's budget and Five-Year Financial Plan are fiscally balanced, meaning the financial plan was developed so that expenditures are adequately covered by the anticipated program revenues.

Property levies and MFT annual revenues are expected to remain relatively consistent over the next five years, while impact fees are expected to increase slightly. Federal and state contributions and reimbursements are expected to decline with fewer earmarks and federal funds available. New revenue sources and funding alternatives are continually being pursued. However, if future revenues are not sufficient to cover program costs, projects will need to be further prioritized and implementation will be extended into outlying years.

¹ Includes salary adjustments approved by Kane County Board on March 13, 2019

FY2019-2023

Transportation Improvement Program

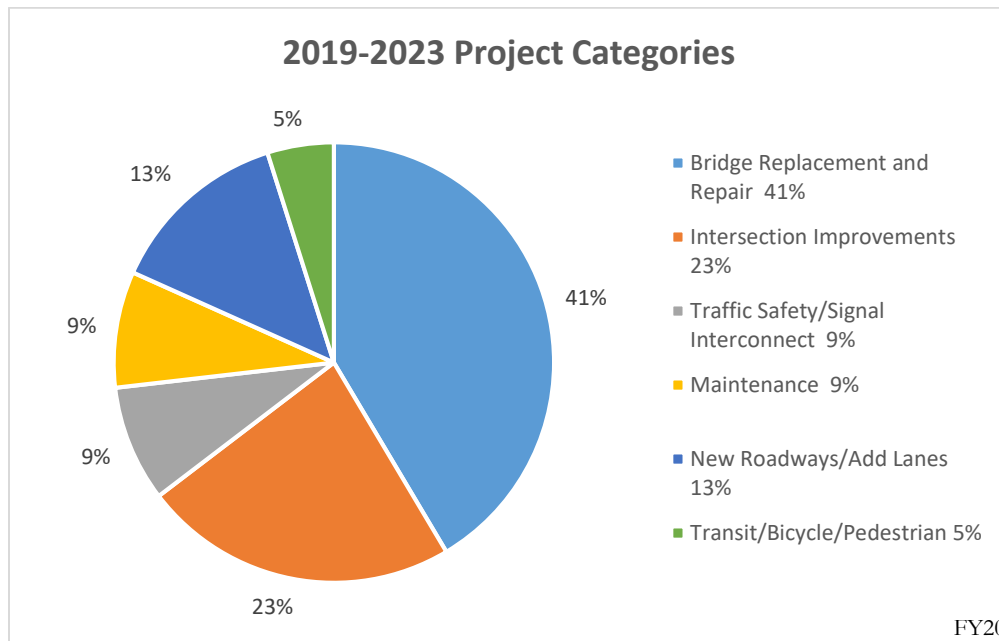
2019-2023 Capital Program

The Kane County FY2019-2023 Transportation Improvement Program (TIP) contains eighty-two (82) projects that are planned and programmed for this five-year period. These projects focus on pavement preservation, existing bridge repair and replacement, intersection safety and operational improvements, traffic signal interconnects, new alignments and additional lanes, and pedestrian/bicycle facilities. Estimated program years and costs are located in the FY2019-2023 Transportation Improvement Program Project Description, Phase, Year and Program Budget detail found at the end of this document.

The TIP consists of both ongoing projects as well as new projects that have phases programmed in outlying years—beyond 2023. A majority (41%) of the projects are bridge replacements/repairs. Twenty-three percent (23%) are intersection or operational improvements. All projects are listed in Table 1: Kane County FY2019-2023 TIP and are grouped according to project type. These projects currently are in various engineering, land acquisition, and construction phases.

Some projects contained in the TIP will not be fully constructed within the five-year timeframe of the program. The number of years needed to complete each project phase—Phase I and II Engineering, Right-of-Way Acquisition, and Construction—varies according to project type and complexity. Each federally funded project is subject to a planning process that requires reviews by federal, state and local governmental agencies and seeks input from the public.

Many projects are classified as “multi-year projects” since they have phases that are programmed throughout and/or beyond the current five-year program (*presented at the end of this document*). For long-term planning and financial programming purposes, KDOT closely tracks project progress, schedules, and budgets to adequately plan for and program infrastructure improvements in outlying years. Revenue projections are developed to forecast future funding capacity and projects are prioritized and scheduled according to these financial constraints. The TIP is then updated on a continuous basis as project schedules, costs and funding are refined.



New Roadway/Add Lanes ~ 11 projects

Bunker Rd - Keslinger Rd to LaFox Rd
Dauberman/Meredith Rd Realign (study only)
Dauberman Rd - US30 to Granart Rd
Fabyan Pwy IL31 to IL25 (study only)
Huntley Rd -Randall to Sleepy Hollow (multi-yr)
I-88 at IL47 Interchange
Longmeadow Pkwy Bridge Corridor
Randall Rd at Hopps Rd (study)
Randall Rd at IL72 (engineering only)
Randall Rd at I-90 (study only)
Stearns Rd at Randall Rd (Stage 5A)

Intersection Improvements ~ 19 projects

Bliss to Fabyan Pkwy at Main St. Road (realign)
Bliss at IL47 (Sugar Grove lead agency)
Burlington Rd at Bolcum Rd
CMAQ / TAP Federal Projects (new starts)
Fabyan Pkwy at Hughes Road (Phase 1)
Fabyan Pkwy at IL31 (HSIP projects)
Fabyan Pkwy at Kirk Rd
Fabyan Pkwy at Settler's Hill (multi-yr)
Harter Rd at Main St Rd (drainage)
Huntley Rd at Galligan Rd (signal)
Kirk Rd at Dunham Rd (signal)
Kirk Rd at Pine St
Main Street Rd at Deerpath Rd (signal)
Main Street Rd at Nelson Lake Rd (signal)
Montgomery Rd - IL25 to Hill Ave (partial)
Orchard Rd at US30
Peck Rd at Bricher Rd (signal)
Randall Rd at Huntley Rd
Randall Rd at Weld / US20 Ramp
Silver Glen Rd at Randall Rd

Traffic Safety/Signal Interconnect ~ 7 projects

Interconnect System Enhancements
Kirk Road - IL 56 to Cherry Ln
Orchard - Jericho Rd to North of US 30
Orchard, Randall, Fabyan, Hughes Rds (HSIP)
Randall from Huntley to Big Timber (adaptive)
Randall Rd from N County Line to Silver Glen
Various Safety Enhancements As Needed

Transit/Bicycle/Pedestrian ~ 4 projects


ADA Improvements
Kirk Rd Multi-Use Path Reconstruction
Randall Transit Infrastructure - S. of US20
Randall Transit Infrastructure - N. of US20

Bridge Replacement/Repair ~ 34 projects

Big Timber over Tyler Creek
Bliss Rd over I-88 (tollway lead)
Bliss Rd over Lake Run Creek
Burlington Northern RR over Orchard Rd
Burlington Rd over Ferson Creek
Burlington Rd over Trib of Virgil Ditch 3 N
Burlington Rd over Trib of Virgil Ditch 3 S
Dauberman Rd over I-88 (tollway lead)
Dunham Rd over CC & P RR
Fabyan Pkwy over Fox River
Granart Rd over Big Rock Creek
Harmony Rd over Harmony Creek
Harmony Rd over Trib over Hampshire Ck
Harter Road over Trib to Welch Creek
Hughes Rd over Blackberry Creek
Kirk Rd Bridge over UPRR
Main St over Blackberry Creek
Main St over I-88
Main St over Welch Creek
Peplow Rd over Virgil Ditch 3
Peplow Rd over Tributary of Virgil Ditch 3
Ramm Rd over Virgil Ditch 3
Randall Rd over Mill Creek
Randall Rd over Mill Creek Tributary
Randall Rd over Metra, UPRR, Tyler Creek
Randall Rd over UPRR in Geneva
Scott Rd over Welch Creek
Silver Glen Rd over Otter Creek
Silver Glen Rd over Virgil Ditch 2
Stearns Rd over Fox River
Swan Rd over Branch of Big Rock Creek
Union Pacific RR over Bunker Road
West County Line over Young's Creek
Various Bridge/Structural Inspections

Maintenance Projects ~ 7 projects

Various Pavement Crack Sealing Projects
Various Culvert / Culvert Linings
Various Drainage Projects
Various Guardrail
Various Pavement Marking
Various Pavement Preservation
Various Pavement Resurfacing Projects

 Denotes new project

FY2019-2023 Program Revenues

Between 2019-2023, KDOT’s revenue projections as of November 13, 2018 are expected to be approximately \$335.5 million. The Division’s budget is not funded through the General Fund. KDOT’s sources of revenue are:

- Transportation Sales Tax
- Three property tax levies (County Highway, County Bridge, County Matching)
- Two motor fuel tax funds (Motor Fuel Tax and Local Option Motor Fuel Tax)
- Federal and State funds, impact fees, capital bonds
- Previous year budget balances (contractual/project obligations)

KDOT’s main source of revenue is the Transportation Sales Tax. As shown in Table 2: 2019-2023 Revenue Summary this funding source provides 16.2% of the Division’s revenue. The Motor Fuel Tax (MFT) Local Option and the Motor Fuel Tax Fund also are major sources of revenue, providing 10.2% and 6.4% of total revenues, respectively.

Sales tax and MFT annual revenues are expected to remain relatively consistent over the next five years, while impact fees are expected to remain consistent. Federal and state contributions and reimbursements are expected to decline. The Property Tax Levy will likely remain constant for the next five years.

Table 2
FY2019–2023 Revenue Summary
Revenue Percentage by Source

Estimated 5-Year Program Revenues		
Revenue Source	In Millions	% of Budget
Transportation Sales Tax	79.4	16.2%
Motor Fuel Tax (MFT)	31.3	6.4%
Local Option MFT	50.0	10.2%
County Tax Levies	26.9	5.5%
Impact Fees	11.2	2.3%
Investments/Other	10.6	2.2%
Reimbursements	13.1	2.7%
Contractual/Project Obligations (Cash on Hand)	90.0	50.0%
Bond Proceeds	23.0	4.7%
Total	335.5	100%

FY2019-2023 Program Expenditures

Total expenditures of approximately \$335.5 million are projected for the 2019-2023 TIP (see Table 3: FY2019-2023 Expenditure Summary). Capital projects, such as roadway resurfacing, capacity improvements, bridge repairs/replacements, and traffic systems account for 75% of this budget. Operations, maintenance, and equipment, including snow/ice control, comprise approximately 9% of the budget. Debt service and personnel each constitute about 2.7% and 11% of expenditures.

While individual project and total program costs continue to be updated and adjusted, forecasted revenues will not cover the full capital project costs proposed. In order to address the anticipated future funding shortfall and produce a fiscally balanced program in FY2023 and beyond, Kane County will need to consider alternative actions and/or funding streams. The County will continue to seek federal, state and additional outside funding resources. If future revenues are not sufficient to cover the proposed program costs, projects will be further prioritized and implementation will be extended into outlying years.

**Table 3
FY2019—2023 Expenditure Summary
Expenditure Percentage by Category**

Estimated 5-Year Program Expenditures		
General Categories	In Millions	% of Budget
Capital Projects	\$251.2	74.9%
Capital Debt Service	\$9.0	2.7%
Traffic Management	\$4.4	1.3%
Personnel	\$38.2	11.4%
Maintenance and Operations	\$20.3	6.0%
Ice Control /Rock Salt	\$3.8	1.1%
Vehicles & Equipment	\$8.6	2.6%
Total	\$335.5	100.0%

Kane County FY2019-2023 Transportation Improvement Program (TIP)

Project Description, Phase, and Estimated Cost

This is a working document
that will be adjusted from time to time
as projects and cost estimates are updated.

Note: The following program spreadsheets reflect the County's local share and do not reflect the full construction costs for federal or State funded projects. Engineering and land acquisition are generally funded 100% locally with reimbursements for federally or State funded projects as the work is completed. Reimbursements are estimated in the projected revenues. Construction, if a federal or state project, will be let by the State (IDOT) with the County reimbursing the State for the County's local share only.

5-Year Forecast Working Document - as of 3/7/2019

REVENUES		2019	2020	2021	2022	2023	2024 / MYP
Line Item Name	Description	Forecast	Forecast	Forecast	Forecast	Forecast	Forecast
Cash On Hand	Cash On Hand & Contractual Obligations	99,648,212	65,527,250	37,739,762	26,416,158	15,477,289	9,551,737
Property Taxes	County Highway, Bridge, & Matching Levies	5,388,729	5,388,729	5,388,729	5,388,729	5,388,729	5,388,729
Sales Tax- RTA	Transportation Sales tax	15,252,763	15,557,818	15,868,975	16,186,354	16,510,081	16,840,283
Motor Fuel Tax	Motor Fuel tax	6,250,000	6,250,000	6,250,000	6,250,000	6,250,000	6,250,000
County Local Option Tax	County Fuel Local Option Tax	9,853,127	9,927,025	10,001,478	10,076,489	10,152,063	10,228,203
Oversized Moving Permits	Fees for issuing moving permits	202,029	206,070	210,191	214,395	218,683	223,056
Wireless Telecom Permits	Wireless Telecom Permit Fees	2,000	2,040	2,081	2,122	2,165	2,208
Roadway Access Permits	Access Permit Fees	141,831	144,668	147,561	150,512	153,522	156,593
Engineering Fees	Services/Engineering Fees	28,000	30,000	30,000	30,000	30,000	30,000
Sale of Various Material Fees	Sale of various materials	224	228	233	237	242	247
Impact Fees	Impact fees (11 funds)	2,063,218	2,104,482	2,146,572	2,189,503	2,233,293	2,277,959
Township Administration Fee	Fee for permit collections for townships	4,294	4,380	4,467	4,556	4,648	4,741
Toll Revenue	Toll Revenue for KDOT Operations (TBD Estimated)	-	-	-	1,051,698	883,729	1,227,750
KDOT Planner Reimbursement	Reimbursements - CMAP, AID	225,833	160,990	164,210	167,494	170,844	174,261
Cty Engineer Salary Reimbursemt	County Engineer Salary 50% reimbursed	86,351	88,941	90,720	92,534	94,385	94,385
KDOT Service Reimbursement - Federal	Reimbursements - Federal	4,559,461	2,165,493	1,861,600	183,280	587,120	-
KDOT Service Reimbursement - Other	Reimbursements - TWP engineering fees, other	292,786	838,432	15,000	15,000	15,000	15,000
Miscellaneous Reimbursement	Traffic Signal Fees, Cell Tower Fee	242,985	246,492	248,422	250,390	252,398	254,446
Auction Sales	Proceeds from auction of vehicles & equipment	582	594	605	618	630	642
Miscellaneous Other	Miscellaneous	8,746	8,921	9,100	9,282	9,467	9,656
Investment Income	Interest	1,606,015	1,214,835	1,239,132	1,263,914	1,289,192	1,314,976
Transfer From Other Funds	5% Admin fee on Impact Fees	97,920	99,878	101,876	103,913	105,992	108,112
Bond Proceeds	Bond proceeds - Longmeadow	23,003,253	-	-	-	-	-
Total Revenues		168,958,356	109,967,265	81,520,712	70,047,179	59,829,472	54,152,984

EXPENDITURES		2019	2020	2021	2022	2023	2024 / MYP
Line Item Name	Description / Project Phase	Forecast	Forecast	Forecast	Forecast	Forecast	Forecast
<u>Personnel</u>							
Salaries and Wages	Salaries and Wages	4,993,452	5,093,321	5,195,188	5,299,092	5,405,073	5,513,175
Overtime Salaries	Overtime Salaries	280,756	286,372	292,099	297,941	303,900	309,978
Healthcare Contribution	Healthcare Contribution	674,583	688,075	701,836	715,873	730,190	744,794
Dental Contribution	Dental Contribution	19,694	20,088	20,490	20,899	21,317	21,744
FICA/SS Contribution	FICA/SS Contribution	403,478	411,548	419,779	428,174	436,738	445,472
IMRF Contribution	IMRF Contribution	385,545	393,256	401,121	409,143	417,326	425,673
Teamsters Contribution	Teamsters Contribution	588,120	599,882	611,880	624,118	636,600	649,332
<u>Contractual Services - Other</u>							
Debt Administration Cost	Debt Administration Cost	506	511	517	523	529	535
Legal Services	Legal Services	83,643	85,315	87,022	88,762	90,537	92,348
Medical/Dental/Hospital Services	Medical/Dental/Hospital Services	3,055	3,116	3,178	3,242	3,307	3,373
Northeast IL Plan and Metro Svcs	Northeast IL Plan and Metro Svcs	91,276	91,276	91,276	91,276	91,276	91,276
Software Licensing Cost	Adobe Acrobat INDesign Cloud for Teams	800	800	800	800	800	800
Software Licensing Cost	Adobe Acrobat Licenses	1,000	1,000	1,000	1,000	1,000	1,000
Software Licensing Cost	Bluebeam Revu	1,475	1,475	1,475	1,475	1,475	1,475
Software Licensing Cost	Call Ticket Management - DigTrack	3,400	3,400	3,400	3,400	3,400	3,400

EXPENDITURES		2019	2020	2021	2022	2023	2024 / MYP
Line Item Name	Description / Project Phase	Forecast	Forecast	Forecast	Forecast	Forecast	Forecast
Software Licensing Cost	CitrixOnline - GoToMeetings.com	600	600	600	600	600	600
Software Licensing Cost	Computerized Fleet Analysis	1,800	1,800	1,800	1,800	1,800	1,800
Software Licensing Cost	DoForms license - Mobile Data Collection	5,000	5,000	5,000	5,000	5,000	5,000
Software Licensing Cost	Egnyte Office Subscription	1,400	1,400	1,400	1,400	1,400	1,400
Software Licensing Cost	ESRI - ArcGIS Online Subscription	5,000	5,000	5,000	5,000	5,000	5,000
Software Licensing Cost	ESRI	7,500	7,500	7,500	7,500	7,500	7,500
Software Licensing Cost	Fleet software - Snap-On Servicemaxx	1,500	1,500	1,500	1,500	1,500	1,500
Software Licensing Cost	GIS Weather Service	3,000	3,000	3,000	3,000	3,000	3,000
Software Licensing Cost	Highway Capacity Software – Univ of Florida	600	600	600	600	600	600
Software Licensing Cost	Historical/Real Time Traffic Flow Data	29,000	29,000	29,000	29,000	29,000	29,000
Software Licensing Cost	JULIE - email and annual voice transmissions	4,800	4,800	4,800	4,800	4,800	4,800
Software Licensing Cost	Laserfiche	6,000	6,000	6,000	6,000	6,000	6,000
Software Licensing Cost	Microstation software subscription	3,000	3,100	3,200	3,200	3,200	3,200
Software Licensing Cost	Miovision	10,000	10,000	10,000	10,000	10,000	10,000
Software Licensing Cost	Other	5,000	5,000	5,000	5,000	5,000	5,000
Software Licensing Cost	Rapid Plan Traffic Control Software	825	825	825	825	825	825
Software Licensing Cost	Software Maintenance and Services - Cartegraph	27,583	27,583	15,600	15,600	15,600	15,600
Software Licensing Cost	Synchro	5,000	5,000	5,000	5,000	5,000	5,000
Software Licensing Cost	Timekeeping Software - Novatime	2,000	2,000	2,000	2,000	2,000	2,000
Software Licensing Cost	Traffic Network Monitoring Software	10,000	1,500	1,500	1,500	1,500	1,500
Software Licensing Cost	Vehicle Tracking Software	5,500	5,500	5,500	5,500	5,500	5,500
Software Licensing Cost	Vermac Software Maintenance	2,640	2,640	2,640	2,640	2,640	2,640
Software Licensing Cost	WAZE data service	5,000	-	-	-	-	-
Security Services	Security Services	5,919	6,037	6,158	6,281	6,407	6,535
Disposal and Water Softener Svcs	Disposal and Water Softener Svcs	17,846	18,203	18,567	18,938	19,317	19,703
Janitorial Services	Janitorial Services	19,024	19,404	19,792	20,188	20,592	21,004
Repairs and Maintenance- Roads	Repairs and Maintenance- Roads	109,096	9,278	9,464	9,653	9,846	10,043
Repairs and Maint- Buildings	Repairs and Maint- Buildings	28,077	28,639	29,212	29,796	30,392	31,000
Repairs and Maint- Grounds	Repairs and Maint- Grounds	3,726	3,801	3,877	3,954	4,034	4,114
Repairs and Maint- Copiers	Repairs and Maint- Copiers	2,200	2,496	2,640	2,736	2,880	2,976
Repairs and Maint- Comm Equip	Repairs and Maint- Comm Equip	60	61	63	64	65	67
Repairs and Maint- Equipment	Repairs and Maint- Equipment	6,180	6,303	6,429	6,558	6,689	6,823
Repairs and Maint- Vehicles	Repairs and Maint- Vehicles	13,538	13,809	14,085	14,366	14,654	14,947
Repairs and Maint- Office Equip	Repairs and Maint- Office Equip	2,089	2,090	2,092	2,094	2,096	2,098
General Association Dues	General Association Dues	31,414	47,845	48,894	48,280	48,474	48,799
Liability Insurance	Liability Insurance	93,379	95,247	97,152	99,095	101,076	103,098
Workers Compensation	Workers Compensation	124,838	127,335	129,881	132,479	135,129	137,831
Unemployment Claims	Unemployment Claims	7,076	7,151	7,228	7,306	7,386	7,467
General Printing	General Printing	3,563	3,634	3,707	3,781	3,856	3,933
Legal Printing	Legal Printing	933	952	971	990	1,010	1,031
Mapping	Mapping	13,020	5,021	13,021	5,022	13,022	13,023
Conferences and Meetings	Conferences and Meetings	22,937	23,396	23,864	24,341	24,828	25,325
Employee Training	Employee Training	13,245	13,510	13,781	14,056	14,337	14,624
Employee Mileage Expense	Employee Mileage Expense	3,978	4,058	4,139	4,222	4,306	4,392
Office Supplies	Office Supplies	17,134	17,477	17,827	18,183	18,547	18,918
Operating Supplies	Operating Supplies	18,567	18,938	19,317	19,704	20,098	20,500
Postage	Postage	1,671	1,705	1,739	1,774	1,809	1,845
Books and Subscriptions	Books and Subscriptions	345	351	358	366	373	380

EXPENDITURES		2019	2020	2021	2022	2023	2024 / MYP
Line Item Name	Description / Project Phase	Forecast	Forecast	Forecast	Forecast	Forecast	Forecast
Computer Hardware- Non Capital	Cables	400	400	400	400	400	400
Computer Hardware- Non Capital	Communications equipment	3,000	-	-	-	-	-
Computer Hardware- Non Capital	Data collection devices	3,000	-	-	-	-	-
Computer Hardware- Non Capital	Hard drives	400	400	400	400	400	400
Computer Hardware- Non Capital	Laptops	3,000	3,000	3,000	3,000	3,000	3,000
Computer Hardware- Non Capital	Laser printers	1,200	1,200	1,200	1,200	1,200	1,200
Computer Hardware- Non Capital	Monitors	6,200	6,200	6,200	6,200	6,200	6,200
Computer Hardware- Non Capital	Tablets	2,400	2,400	2,400	2,400	2,400	2,400
Uniform Supplies	Uniform Supplies	21,950	22,389	22,837	23,294	23,760	24,235
Vehicle Parts/Supplies	Vehicle Parts/Supplies	113,855	116,132	118,455	120,824	123,240	125,705
Buildings and Grounds Supplies	Buildings and Grounds Supplies	15,072	15,374	15,681	15,995	16,315	16,641
Equipment Parts/Supplies	Equipment Parts/Supplies	61,478	62,707	63,962	65,241	66,546	67,877
Tools	Tools	12,121	12,364	12,611	12,863	13,120	13,383
Liquid Salt	Liquid Salt	5,927	6,046	6,167	6,290	6,416	6,544
Rock Salt	Rock Salt	734,400	749,088	764,070	779,351	794,938	810,837
Crushed Stone	Crushed Stone	10,000	10,200	10,404	10,612	10,824	11,041
Culverts	Culverts	12,000	12,240	12,485	12,734	12,989	13,249
Road Material	Road Material	50,000	51,000	52,020	53,060	54,122	55,204
Sign Material	Sign Material	55,000	56,100	57,222	58,366	59,534	60,724
Traffic Markers and Barricades	Traffic Markers and Barricades	10,000	10,200	10,404	10,612	10,824	11,041
Utilities- Natural Gas	Utilities- Natural Gas	45,000	45,900	46,818	47,754	48,709	49,684
Utilities- Electric	Utilities- Electric	36,000	36,720	37,454	38,203	38,968	39,747
Traffic Engineering Assistance	Miovision Traffic Count Services	15,000	15,000	15,000	15,000	15,000	15,000
Traffic Engineering Assistance	Traffic Data Collection	-	100,000	-	-	100,000	-
Traffic Engineering Assistance	On-Call Traffic Safety Engineering (18-00494-00-EG)	100,000	100,000	100,000	100,000	100,000	100,000
Traffic Signal Operation Management Services (TSOM)	Traffic Signal Operation Management Services (TSOM)	249,251	249,251	249,251	245,000	245,000	245,000
Network Operations & Management (NOM)	Network Operations & Management (NOM)	154,805	154,805	154,805	155,000	155,000	155,000
Traffic Signal & Light Maintenance	Utilities - Intersection Lighting	143,191	146,055	148,976	151,956	154,995	158,095
Traffic Signal & Light Maintenance	Beacon/LED	42,000	45,000	45,000	45,000	45,000	45,000
Traffic Signal & Light Maintenance	Traffic Signal Maintenance	819,878	825,000	825,000	825,000	825,000	825,000
Traffic Signal and Roadway Lighting Equipment	Traffic Signal and Roadway Lighting Equipment	250,000	250,000	250,000	250,000	250,000	250,000
Fuel- Vehicles	Fuel- Vehicles	325,000	331,500	338,130	344,893	351,790	358,826
Telephone	Telephone	31,412	32,040	32,681	33,335	34,001	34,681
Cellular Phone	Cellular Phone	18,160	18,524	18,894	19,272	19,657	20,050
Computers	Laptops	1,500	1,500	1,500	1,500	1,500	1,500
Computers	Traffic Server Enhancements	35,000	-	-	-	-	-
Computer Software- Capital	Budgeting & Forecasting - Adaptive Insights	22,500	23,500	24,500	25,500	26,500	26,500
Computer Software- Capital	Permit Software	350,000	35,000	35,000	35,000	35,000	35,000
Automotive Equipment	Unit #52 - Sterling tandem V-box w/wing (2009)	-	-	-	-	-	257,510
Automotive Equipment	Unit #19 - Ford Explorer (2014)	-	-	-	-	-	37,000
Automotive Equipment	Unit #31 - Ford F250 utility box pickup (2012)	-	-	-	-	-	46,000
Automotive Equipment	Unit #54 - Sterling tandem V-box w/wing (2009)	-	-	-	-	-	257,510
Automotive Equipment	Unit #57 - Ford Escape (2014)	-	-	-	-	-	30,000
Automotive Equipment	Unit #12 - International 7400 4whlr belly (2010)	-	-	-	-	-	200,805
Automotive Equipment	Unit #1 - International 7400 V-box w/wing (2010)	-	-	-	-	-	266,855
Automotive Equipment	Unit #3 - International 7400 4whlr belly (2010)	-	-	-	-	-	200,805
Automotive Equipment	Unit #49 - International 7400 V-box w/wing (2010)	-	-	-	-	-	266,855
Automotive Equipment	Unit #33 - Ford F-350 dump	-	37,851	-	-	-	-

EXPENDITURES		2019	2020	2021	2022	2023	2024 / MYP
Line Item Name	Description / Project Phase	Forecast	Forecast	Forecast	Forecast	Forecast	Forecast
Automotive Equipment	Unit #35 - Sterling Tandem Dump w/wing (2004)	200,000	-	-	-	-	-
Automotive Equipment	Unit #44 - Ford Escape (2008)	24,000	-	-	-	-	-
Automotive Equipment	Unit #46 - Ford Service Truck (1998)	-	-	-	-	-	180,000
Automotive Equipment	Unit #6 - Sterling Tandem Dump w/wing (2004)	200,000	-	-	-	-	-
Automotive Equipment	Unit #61 - Ford Escape (2009)	-	25,900	-	-	-	-
Automotive Equipment	Unit #62 - Ford Focus (2009)	-	17,600	-	-	-	-
Automotive Equipment	Unit #8 - Sterling lt-8513 tandem muni (2005)	-	-	-	216,774	-	-
Automotive Equipment	Unit #9 - Sterling lt-8513 tandem muni (2005)	-	-	-	216,774	-	-
Automotive Equipment	Unit #15 - Sterling lt-8513 tandem muni (2005)	-	-	-	216,774	-	-
Automotive Equipment	Unit #50 - Sterling lt-8513 tandem muni (2005)	-	-	-	216,774	-	-
Automotive Equipment	Unit #59 - Ford F250 utility box pickup (2012)	-	45,000	-	-	-	-
Automotive Equipment	Unit #2 - Ford F350 patrol truck (2012)	-	-	-	55,537	-	-
Automotive Equipment	Unit #26 - Ford F350 patrol truck (2012)	-	-	-	55,537	-	-
Automotive Equipment	Unit #18 - Ford Escape (2011)	-	-	28,110	-	-	-
Automotive Equipment	Unit #63 - Int. 7400 tandem muni w/wing (2006)	-	-	256,739	-	-	-
Automotive Equipment	Unit #64 - Int. 7400 tandem muni w/wing (2006)	-	-	256,739	-	-	-
Automotive Equipment	Unit #11 - Ford F-450 (2010)	-	-	-	-	-	60,000
Automotive Equipment	Unit #40 - Ford F-150 pickup (2009)	-	-	25,500	-	-	-
Automotive Equipment	Unit #10 - Ford F-150 pickup (2010)	-	-	25,800	-	-	-
Automotive Equipment	Unit #23 - Ford F-450 1-ton dump (2008)	-	-	-	-	70,000	-
Automotive Equipment	Unit #36 - Ford F-450 1-ton dump (2008)	-	-	-	-	70,000	-
Automotive Equipment	Unit #67 - Int. 7400 tandem muni w/wing 2006)	-	-	-	260,567	-	-
Automotive Equipment	Unit #45 - Osh Kosh tandem w/wing (2003)	-	-	-	-	634,111	-
Automotive Equipment	Unit #41 - Sterling 6whlr hook load w/wing (2003)	-	-	-	-	348,608	-
Automotive Equipment	Unit #37 - Ford Escape (2011)	-	-	-	-	28,110	-
Automotive Equipment	Unit #77 - Ford Escape (2011)	-	-	-	-	28,110	-
Office Furniture	Office Furniture	40,000	-	-	-	-	-
Machinery and Equipment	Plow Blades	30,000	35,000	35,000	35,000	35,000	35,000
Machinery and Equipment	Salt storage conveyour	-	60,000	-	-	-	-
Machinery and Equipment	Unit #178 - Case skidloader	-	-	-	-	-	57,000
Machinery and Equipment	Unit #105 - Vermac message board (2013)	-	-	-	-	-	23,250
Machinery and Equipment	Unit #106 - Vermac message board (2013)	-	-	-	-	-	23,250
Machinery and Equipment	Unit #107 - Vermac message board (2013)	-	-	-	-	-	23,250
Machinery and Equipment	Unit #108 - Vermac message board (2013)	-	-	-	-	-	23,250
Machinery and Equipment	Unit #120 - Vermac Speed trailer (2013)	-	-	-	-	-	14,000
Machinery and Equipment	P-63 - Snow Plow (2005)	-	-	-	-	-	13,000
Machinery and Equipment	P-64 - Snow Plow (2005)	-	-	-	-	-	13,000
Machinery and Equipment	Unit #121 - Vermac Speed trailer (2013)	-	-	-	-	-	14,000
Machinery and Equipment	Unit #122 - Vermac Speed trailer (2013)	-	-	-	-	-	14,000
Machinery and Equipment	P-8 - Snow Plow (2004)	-	-	-	-	-	12,000
Machinery and Equipment	P-15 - Snow Plow (2004)	-	-	-	-	-	12,000
Machinery and Equipment	P-50 - Snow Plow (2004)	-	-	-	-	-	12,000
Machinery and Equipment	P-9 - Snow Plow (2004)	-	-	-	-	-	12,000
Machinery and Equipment	Unit #159 - Gradall (2004)	-	-	-	-	-	427,050
Machinery and Equipment	Unit #193 - Energy abs attenuator (2004)	-	-	-	-	-	35,277
Machinery and Equipment	Unit #100 - Vermeer Chipper (2002)	-	60,206	-	-	-	-
Machinery and Equipment	Unit #102 - Arrow Board (1989)	-	-	-	-	15,000	-
Machinery and Equipment	Unit #110 - Pot Hole Patcher (2001)	-	95,447	-	-	-	-

EXPENDITURES		2019	2020	2021	2022	2023	2024 / MYP
Line Item Name	Description / Project Phase	Forecast	Forecast	Forecast	Forecast	Forecast	Forecast
Machinery and Equipment	Unit #118 - Ravens dump trailer (2002)	55,102	-	-	-	-	-
Machinery and Equipment	Unit #119 - Imperial Trailer	-	-	-	-	-	7,834
Machinery and Equipment	Unit #129 - Dynaweld trailer (2000)	36,659	-	-	-	-	-
Machinery and Equipment	Unit #152 - Kubota mini hoe (2004)	-	-	-	-	-	105,000
Machinery and Equipment	Unit #167 - John Deere Loader (1999)	-	-	-	229,795	-	-
Machinery and Equipment	Unit #179 - New Holland Skid Loader (1995)	-	-	19,118	-	-	-
Machinery and Equipment	Unit #90 - OshKosh Snowblower (1986)	-	-	544,080	-	-	-
Machinery and Equipment	Unit #95 - Sweeper (2006)	-	223,515	-	-	-	-
Machinery and Equipment	Unit #101 - Imperial Trailer (2005)	-	-	-	7,303	-	-
Machinery and Equipment	Unit #116 - Loboy Trailer (1985)	-	-	-	64,909	-	-
Machinery and Equipment	Unit #109 - Vermeer stump grinder (2000)	-	-	-	47,876	-	-
Machinery and Equipment	Unit #111 - Gator (2000)	-	-	12,051	-	-	-
Machinery and Equipment	Unit #Gen 5 - Generiac complex generator (1990)	-	140,000	-	-	-	-
Machinery and Equipment	Unit #186 - Sullivan air comp (1995)	-	-	-	22,569	-	-
Machinery and Equipment	Unit #158 - JD Tractor w/mower (2000)	-	-	52,991	-	-	-
Machinery and Equipment	Unit #171 - JD Tractor w/mower (2000)	-	-	52,991	-	-	-
Machinery and Equipment	Unit #45 - Snow Plow	-	-	-	-	12,000	-
Machinery and Equipment	Unit #97 - Fiat Allis Grader (1993)	-	-	-	-	257,574	-
Machinery and Equipment	p-1 snow plow (1997)	12,000	-	-	-	-	-
Machinery and Equipment	p-4 snow plow (1998)	12,000	-	-	-	-	-
Machinery and Equipment	p-5 snow plow (1998)	12,000	-	-	-	-	-
Machinery and Equipment	p-49 snow plow (1997)	12,000	-	-	-	-	-
Machinery and Equipment	p-52 snow plow (1995)	12,000	-	-	-	-	-
Machinery and Equipment	p-54 snow plow (1995)	12,000	-	-	-	-	-
Machinery and Equipment	p-58 snow plow (1998)	12,000	-	-	-	-	-
Machinery and Equipment	p-67 snow plow (1995)	12,000	-	-	-	-	-
Machinery and Equipment	p-7 snow plow (1999)	-	12,000	-	-	-	-
Machinery and Equipment	p-25 snow plow (2000)	-	12,000	-	-	-	-
Machinery and Equipment	p-38 snow plow (1999)	-	12,000	-	-	-	-
Machinery and Equipment	p-98 snow plow (2000)	-	12,000	-	-	-	-
Machinery and Equipment	p-17 snow plow (2002)	-	-	-	12,000	-	-
Machinery and Equipment	p-41 snow plow (2002)	-	-	-	12,000	-	-
Machinery and Equipment	p-42 snow plow (2002)	-	-	-	12,000	-	-
Machinery and Equipment	p-60 snow plow (2002)	-	-	-	12,000	-	-
Machinery and Equipment	p-6 snow plow (2003)	-	-	-	-	12,000	-
Machinery and Equipment	p-35 snow plow (2003)	-	-	-	-	12,000	-
Building Improvements	LED Light Upgrades-Bldg B, C & E	20,000	-	-	-	-	-
Building Improvements	Roof Survey - Building E	-	15,000	-	-	-	-
Building Improvements	Paint Fuel Island Canopy	-	-	25,000	-	-	-
Building Improvements	Small salt dome at pit	-	-	-	400,000	-	-
Building Improvements	Replace roof top units - Building E	-	-	-	-	-	145,000
Building Improvements	Re-roof Building E	-	-	-	-	-	95,000
Building Improvements	Security Equipment	-	-	80,000	-	-	-
Building Improvements	Paint Building E	-	-	20,000	-	-	-
Building Improvements	Replace Boiler Building A	-	-	-	-	30,000	-
Building Improvements	Replace Boiler	-	35,000	-	-	-	-
Building Improvements	Pool Vehicle Lean to Back Lot	-	-	30,000	-	-	-
Building Improvements	Longmeadow Salt Storage Building	-	900,000	-	-	-	-

EXPENDITURES		2019	2020	2021	2022	2023	2024 / MYP
Line Item Name	Description / Project Phase	Forecast	Forecast	Forecast	Forecast	Forecast	Forecast
Building Improvements	Re-Coat Building Roof	23,000	-	-	-	-	-
Building Improvements	Tuck Pointing Building B	40,000	-	-	-	-	-
Building Improvements	Replace AC system	50,356	-	-	-	-	-
Building Improvements	Engineering Section and Vault Renovation	275,000	-	-	-	-	-
Contractual/Consulting Services	Cityview Integration and Support	48,934	-	-	-	-	-
Contractual/Consulting Services	Constant Contact	400	400	400	400	400	400
Contractual/Consulting Services	Cartegraph	60,767	60,767	-	-	-	-
Contractual/Consulting Services	GIS Technologies	75,000	75,000	75,000	75,000	75,000	75,000
Contractual/Consulting Services	Projects Funded by CMAQ/ITAP	1,000,000	1,000,000	1,000,000	1,000,000	1,000,000	1,000,000
Impact Fee Program	Impact Fee Update	-	-	-	125,000	-	-
Planning	Planning Area Study	85,000	-	-	125,000	-	-
Miscellaneous Contractual Exp	Archive File Scanning	6,000	-	6,000	-	-	-
Miscellaneous Contractual Exp	300 - County Highway	4,566	4,657	4,750	4,845	4,942	5,041
External Grants	External Grants	130,000	130,000	130,000	130,000	130,000	130,000
Highway Right of Way	Appraisal Services	51,156	50,000	50,000	50,000	50,000	50,000
Highway Right of Way	On-Call Land Acquisition Negotiator Services	50,000	50,000	50,000	50,000	50,000	50,000
Transfers Out							
Transfer To Other Funds	Debt Service - MFT - Principal	3,155,000	3,320,000	-	-	-	-
Transfer To Other Funds	Debt Service - MFT - Interest	339,938	174,300	-	-	-	-
Transfer To Other Funds	Debt Service - Recovery Zone Bond - Principal	51,493	53,733	56,178	-	-	-
Transfer To Other Funds	Debt Service - Recovery Zone Bond - Interest	4,007	2,508	863	-	-	-
Transfer To Other Funds	Transfer to KDOT Information Technology	267,396	267,396	267,396	267,396	267,396	267,396
Transfer To Other Funds	Transfer of Impact Fund Administration Fee	98,102	105,224	107,329	109,475	111,665	113,898
PROJECTS							
Maintenance Projects							
Annual Bridge Inspections	Prelim Engineering	405,000	410,000	415,000	420,000	425,000	425,000
Structural Services - 2017 (17-00481-00-BR)	Phase 2	105,381	-	-	-	-	-
Structural Services - 2018 (18-00498-00-BR)	Phase 2	439,057	-	-	-	-	-
CrackSealing	CrackSealing	550,000	550,000	550,000	550,000	625,000	625,000
Culvert Lining	Phase 2	50,000	50,000	50,000	50,000	50,000	50,000
Culvert Lining	Construction	200,000	200,000	200,000	200,000	225,000	225,000
Engineering Assistance	On-Call Design Engineering Services	250,000	250,000	250,000	250,000	250,000	-
Engineering Assistance	On-Call Environmental	50,000	50,000	50,000	50,000	50,000	50,000
Engineering Assistance	On-Call Phase III Environmental	155,289	100,000	100,000	100,000	100,000	100,000
Engineering Assistance	On-Call Land Survey	100,000	100,000	100,000	100,000	100,000	100,000
Engineering Assistance	On-Call Material Testing Services	150,000	150,000	150,000	150,000	150,000	150,000
Engineering Assistance	On Call Architectural Services	2,149	-	-	-	-	-
Engineering Assistance	On Call Utility Permit Review Services	60,556	50,000	50,000	50,000	50,000	50,000
2017 On-Call Engineering Services (17-00482-00-ES)	Phase 2	39,233	-	-	-	-	-
Guardrail Program	Construction	250,000	250,000	250,000	-	-	-
Pavement Management System	Design	50,490	63,775	63,775	65,000	65,000	65,000
Pavement Marking	Recessed Markers (Reflectors)	150,000	150,000	150,000	150,000	150,000	150,000
Pavement Marking	Urethane Marking (Striping)	400,000	408,000	416,160	424,483	432,973	440,000
Pavement Marking	Paint Pavement Marking (Striping)	550,000	561,000	572,220	583,664	595,338	600,000
Pavement Preservation	Construction	775,000	790,500	806,310	822,436	838,885	850,000
Pavement Resurfacing	Construction	6,325,000	6,451,500	6,580,530	6,712,141	6,846,383	6,900,000
Bicycle / Pedestrian Projects							
Pedestrian Federally Required ADA Improvements	Construction	244,771	750,000	750,000	750,000	750,000	750,000

EXPENDITURES		2019	2020	2021	2022	2023	2024 / MYP
Line Item Name	Description / Project Phase	Forecast	Forecast	Forecast	Forecast	Forecast	Forecast
Kirk Multi-Use Path Improvement (18-00502-00-BT)	Construction	499,550	-	-	-	-	-
Randall Rd Transit Infrastructure Improvements (15-00455-00-TD)	Construction	187,000	-	-	-	-	-
Randall Transit Infrastructure - North of US20 (NEW)	Phase 1	250,000	-	-	250,000	-	1,600,000
Bridge / Structure - Repair & Replacement Projects							
Big Timber Road over Tyler Creek Maintenance (045-3157)	Construction	50,000	-	-	-	-	-
Bliss Road Over Blackberry Creek (08-00058-02-BR)	Construction (Final Payment)	186,067	-	-	-	-	-
Bliss Road over I88 (045-9959)(17-00483-00-BR)	Construction	31,387	-	276,310	-	-	-
Bliss Road over Lake Run (16-00474-00-BR)	Phase 3	170,000	-	-	-	-	-
Bliss Road over Lake Run (16-00474-00-BR)	Construction	900,000	-	-	-	-	-
Bliss Road over Lake Run (16-00474-00-BR)	Right of Way	100,000	-	-	-	-	-
Burlington Northern over Orchard Road (045-3152)	Phase 3	50,000	-	-	-	-	-
Burlington Northern over Orchard Road (045-3152)	Construction	200,000	-	-	-	-	-
Burlington Road over Ferson Creek (045-5519)	Phase 2	12,500	-	-	-	-	-
Burlington Road over Ferson Creek (045-5519)	Phase 3	-	25,000	-	-	-	-
Burlington Road over Ferson Creek (045-5519)	Construction	-	100,000	-	-	-	-
Burlington Over Trib to Virgil Ditch No.3(North)(14-00437-00-BR)	Construction	1,000,000	-	-	-	-	-
Burlington Over Trib to Virgil Ditch No.3(North)(14-00437-00-BR)	Right of Way	12,500	-	-	-	-	-
Burlington Over Trib to Virgil Ditch No.3(South)(14-00437-00-BR)	Phase 2	12,573	-	-	-	-	-
Burlington Over Trib to Virgil Ditch No.3(South)(14-00437-00-BR)	Construction	1,000,000	-	-	-	-	-
County Line Road over I88 (045-9953)(17-00483-00-BR)	Construction (Final Payment)	4,851	-	-	-	-	-
Dauberman Road Over Welch Creek (08-00066-02-BR)	Construction	22,633	-	-	-	-	-
Dunham Road NB over CC&P Railroad (045-3169)	Construction	50,000	-	-	-	-	-
Dunham Road SB over CC&P Railroad (045-3170)	Construction	50,000	-	-	-	-	-
Dauberman Road over I88 (045-9956)(17-00483-00-BR)	Construction	17,017	-	-	-	-	-
Fabyan Parkwy Over Fox River (17-00479-00-BR)	Phase 2	126,935	-	-	-	-	-
Fabyan Parkwy Over Fox River (17-00479-00-BR)	Phase 3	400,000	-	-	-	-	-
Fabyan Parkwy Over Fox River (17-00479-00-BR)	Construction	4,000,000	-	-	-	-	-
French Road Over Burlington Creek (08-00386-00-BR)	Utilities	38,607	-	-	-	-	-
Granart Road over Big Rock Creek Maintenance (045-3151)	Phase 2	10,000	-	-	-	-	-
Granart Road over Big Rock Creek Maintenance (045-3151)	Construction	-	50,000	-	-	-	-
Harmony Road over Harmony Creek (17-00481-00-BR)	Phase 2	113,889	-	-	-	-	-
Harmony Road over Harmony Creek (17-00481-00-BR)	Construction	350,000	-	-	-	-	-
Harmony Road over Harmony Creek (17-00481-00-BR)	Right of Way	50,000	-	-	-	-	-
Harmony Road over Tributary to Hampshire Creek (17-00481-00-BR)	Phase 2	113,889	-	-	-	-	-
Harmony Road over Tributary to Hampshire Creek (17-00481-00-BR)	Construction	350,000	-	-	-	-	-
Harmony Road over Tributary to Hampshire Creek (17-00481-00-BR)	Right of Way	50,000	-	-	-	-	-
Harter Road over Tributary to Welch Creek	Phase 2	150,000	-	-	-	-	-
Harter Road over Tributary to Welch Creek	Phase 3	-	100,000	-	-	-	-
Harter Road over Tributary to Welch Creek	Construction	-	1,000,000	-	-	-	-
Harter Road over Tributary to Welch Creek	Right of Way	25,000	-	-	-	-	-
Hughes Road over Blackberry Creek Maintenance (045-3147)	Phase 2	-	50,000	-	-	-	-
Hughes Road over Blackberry Creek Maintenance (045-3147)	Phase 3	-	-	50,000	-	-	-
Hughes Road over Blackberry Creek Maintenance (045-3147)	Construction	-	-	250,000	-	-	-
Kirk Road over UPRR Bridge Deck Repairs (18-00192-06-BR)	Construction	199,795	-	-	-	-	-
Kirk Road Over Union Pacific RR (12-00192-04-BR)	Prelim Engineering	102,875	-	-	-	-	-
Kirk Road Over Union Pacific RR (12-00192-04-BR)	Design Engineering	760,000	760,000	-	-	-	-
Kirk Road Over Union Pacific RR (12-00192-04-BR)	Construction Engineering	-	-	950,000	950,000	-	-
Kirk Road Over Union Pacific RR (12-00192-04-BR)	Construction	-	-	1,900,000	1,900,000	-	-

EXPENDITURES		2019	2020	2021	2022	2023	2024 / MYP
Line Item Name	Description / Project Phase	Forecast	Forecast	Forecast	Forecast	Forecast	Forecast
Kirk Road Over Union Pacific RR (12-00192-04-BR)	Right of Way	150,000	850,000	-	-	-	-
Main Street Over Blackberry Creek at IL 47 (08-00385-00-BR)	Construction	295,000	75,000	-	-	-	-
Main Street over I88	Phase 2	-	-	125,000	-	-	-
Main Street over I88	Phase 3	-	-	-	125,000	-	-
Main Street over I88	Construction	-	-	-	1,250,000	-	-
Main Street over I88 (045-0083)(17-00483-00-BR)	Construction (tollway lead)	1,761	-	-	-	-	-
Main Street Over Welch Creek	Phase 1	82,500	-	-	-	-	-
Main Street Over Welch Creek	Phase 2	-	183,000	-	-	-	-
Main Street Over Welch Creek	Phase 3	-	-	128,000	-	-	-
Main Street Over Welch Creek	Construction	-	-	256,000	-	-	-
Main Street Over Welch Creek	Right of Way	-	116,000	-	-	-	-
Peplow Over Virgil Ditch #3	Phase 1	-	-	-	-	165,000	-
Peplow Over Virgil Ditch #3	Phase 2	-	-	-	-	174,000	-
Peplow Over Virgil Ditch #3	Phase 3	-	-	-	-	152,000	-
Peplow Over Virgil Ditch #3	Construction	-	-	-	-	304,000	-
Peplow Over Virgil Ditch #3	Right of Way	-	-	-	-	57,900	-
Peplow Over Trib. of Virgil Ditch #3(Union)(08-00383-00-BR)	Phase 3	399,813	-	-	-	-	-
Peplow Over Trib. of Virgil Ditch #3(Union)(08-00383-00-BR)	Construction	6,400,000	-	-	-	-	-
Peplow Over Trib. of Virgil Ditch #3(Union)(08-00383-00-BR)	Right of Way	200,000	-	-	-	-	-
Ramm Road over Virgil #3	Phase 1	-	-	165,000	-	-	-
Ramm Road over Virgil #3	Phase 2	-	-	-	174,000	-	-
Ramm Road over Virgil #3	Phase 3	-	-	-	-	185,000	-
Ramm Road over Virgil #3	Construction	-	-	-	-	370,000	-
Ramm Road over Virgil #3	Right of Way	-	-	-	55,100	-	-
Randall Bridge over Mill Creek (18-00504-00-BR)	Phase 3	100,000	-	-	-	-	-
Randall Bridge over Mill Creek (18-00504-00-BR)	Construction	1,000,000	-	-	-	-	-
Randall Bridge over Mill Creek Tributary (17-00481-00-BR)	Phase 2	113,889	-	-	-	-	-
Randall Bridge over Mill Creek Tributary (17-00481-00-BR)	Construction	100,000	-	-	-	-	-
Randall Road over Union Pacific RR Maint (Keslinger)(045-3028)	Phase 2	50,000	-	-	-	-	-
Randall Road over Union Pacific RR Maint (Keslinger)(045-3028)	Phase 3	-	50,000	-	-	-	-
Randall Road over Union Pacific RR Maint (Keslinger)(045-3028)	Construction	-	500,000	-	-	-	-
Randall Road, Tyler Creek, UPRR Joint Repair (16-00176-03-BR)	Construction	150,000	-	-	-	-	-
Scott Road over Welch Creek Maintenance (045-3146)	Phase 2	25,000	-	-	-	-	-
Scott Road over Welch Creek Maintenance (045-3146)	Construction	-	150,000	-	-	-	-
Silver Glen Over Otter Creek Branch (16-00115-02-BR)	Phase 2	51,957	-	-	-	-	-
Silver Glen Over Otter Creek Branch (16-00115-02-BR)	Phase 3	357,310	-	-	-	-	-
Silver Glen Over Otter Creek Branch (16-00115-02-BR)	Construction	452,788	-	-	-	-	-
Silver Glen over Virgil Ditch No. 2 (14-00437-00-BR)	Construction	750,000	-	-	-	-	-
Stearns Road over Fox River Maintenance (045-3166) NEW	Phase 2	12,500	-	-	-	-	-
Stearns Road over Fox River Maintenance (045-3166) NEW	Construction	-	100,000	-	-	-	-
Swan Road over Branch of Big Rock Creek (045-5541)	Phase 2	12,500	-	-	-	-	-
Swan Road over Branch of Big Rock Creek (045-5541)	Construction	-	50,000	-	-	-	-
Union Pacific RR over Bunker Road (045-3156)	Phase 2	12,500	-	-	-	-	-
Union Pacific RR over Bunker Road (045-3156)	Construction	-	200,000	-	-	-	-
West County Line Road over Union Ditch #3 (08-00024-01-BR)	Construction (Final Payment)	181,693	-	-	-	-	-
West County Line Road over Young's Creek	Phase 1	182,000	-	-	-	-	-
West County Line Road over Young's Creek	Phase 2	-	191,000	-	-	-	-
West County Line Road over Young's Creek	Phase 3	-	-	134,000	-	-	-

EXPENDITURES		2019	2020	2021	2022	2023	2024 / MYP
Line Item Name	Description / Project Phase	Forecast	Forecast	Forecast	Forecast	Forecast	Forecast
West County Line Road over Young's Creek	Construction	-	-	268,000	-	-	-
West County Line Road over Young's Creek	Right of Way	-	63,800	-	-	-	-
Intersection Safety/Operational Projects							
Bliss/Fabyan/Main (14-00288-01-PV)	Phase 2	677,493	-	-	-	-	-
Bliss/Fabyan/Main (14-00288-01-PV)	Phase 3	-	-	660,766	660,766	-	-
Bliss/Fabyan/Main (14-00288-01-PV)	Construction	-	-	6,607,662	6,607,662	-	-
Bliss/Fabyan/Main (14-00288-01-PV)	Right of Way	300,000	-	-	-	-	-
Bliss Road at IL 47 (09-00214-00-TL)	Phase 1	193,750	-	-	-	-	-
Burlington Road at Bolcum Road (18-00497-00-CH)	Phase 2	269,728	-	-	-	-	-
Burlington Road at Bolcum Road (18-00497-00-CH)	Phase 3	-	80,000	-	-	-	-
Burlington Road at Bolcum Road (18-00497-00-CH)	Construction	-	800,000	-	-	-	-
Burlington Road at IL 47 (07-00357-00-CH)	Construction (Final Payment)	39,107	-	-	-	-	-
Fabyan Parkway at Hughes Road (NEW)	Phase 1	-	200,000	-	-	-	-
Fabyan Parkway at Kirk Road (11-00201-04-CH)	Phase 2	47,817	-	-	-	-	-
Fabyan Parkway at Kirk Road (11-00201-04-CH)	Phase 3	357,864	357,864	-	-	-	-
Fabyan Parkway at Kirk Road (11-00201-04-CH)	Construction	1,325,000	1,325,000	-	-	-	-
Fabyan Parkway at IL 31 (18-00493-00-SP)	Phase 2	107,000	-	-	-	-	-
Fabyan Parkway at IL 31 (18-00493-00-SP)	Construction	-	67,253	-	-	-	-
Fabyan Parkway at Settlers Hill (02-00306-00-TL)	Phase 2	-	-	-	140,000	-	-
Fabyan Parkway at Settlers Hill (02-00306-00-TL)	Phase 3	-	-	-	-	140,000	-
Fabyan Parkway at Settlers Hill (02-00306-00-TL)	Construction	-	-	-	-	1,400,000	-
Fabyan Parkway at Settlers Hill (02-00306-00-TL)	Right of Way	-	-	-	80,000	-	-
Harter Road and Main Street (NEW)	Construction	100,000	-	-	-	-	-
Huntley Road at Galligan Road (08-00112-00-CH)	Construction	145,857	-	-	-	-	-
Intersection Safety/Operational Projects - Federal New Starts	Phase 1	250,000	250,000	250,000	250,000	250,000	250,000
Kirk Road at Douglas Road (08-00377-00-CH)	Construction (Final Payment)	37,025	-	-	-	-	-
Kirk Road at Dunham Road (18-00503-00-CH)	Phase 2	278,251	-	-	-	-	-
Kirk Road at Dunham Road (18-00503-00-CH)	Phase 3	-	60,000	-	-	-	-
Kirk Road at Dunham Road (18-00503-00-CH)	Construction	-	600,000	-	-	-	-
Kirk Road at Pine Street (15-00342-01-CH)	Construction	335,950	-	-	-	-	-
Main Street at Deerpath Road (14-00448-00-CH)	Phase 3	32,590	-	-	-	-	-
Main Street at Deerpath Road (14-00448-00-CH)	Construction	493,571	-	-	-	-	-
Main Street at Nelson Lake Road Signalization	Phase 2	125,000	-	-	-	-	-
Main Street at Nelson Lake Road Signalization	Phase 3	-	60,000	-	-	-	-
Main Street at Nelson Lake Road Signalization	Construction	-	600,000	-	-	-	-
Montgomery Road from IL 25 to Hill Avenue (13-00127-00-WR)	Phase 2	100,000	-	-	-	-	-
Montgomery Road from IL 25 to Hill Avenue (13-00127-00-WR)	Phase 3	-	100,000	-	-	-	-
Montgomery Road from IL 25 to Hill Avenue (13-00127-00-WR)	Construction	-	1,000,000	-	-	-	-
Montgomery Road from IL 25 to Hill Avenue (NEW Project 2)	Phase 2	-	-	-	850,000	450,000	-
Montgomery Road from IL 25 to Hill Avenue (NEW Project 2)	Phase 3	-	-	-	650,000	650,000	-
Montgomery Road from IL 25 to Hill Avenue (NEW Project 2)	Construction	-	-	-	6,500,000	6,500,000	-
Montgomery Road from IL 25 to Hill Avenue (NEW Project 2)	Right of Way	-	-	-	150,000	-	-
Orchard Road US30 Intersection Improvements (17-00488-00-CH)	Phase 2	175,000	175,000	-	-	-	-
Orchard Road US30 Intersection Improvements (17-00488-00-CH)	Phase 3	-	-	200,000	-	-	-
Orchard Road US30 Intersection Improvements (17-00488-00-CH)	Construction	-	-	2,500,000	-	-	-
Orchard Road US30 Intersection Improvements (17-00488-00-CH)	Right of Way	50,000	50,000	-	-	-	-
Orchard Road US30 Intersection Improvements	Construction	-	-	-	-	25,875	-
Peck Road at Bricher Road	Phase 2	288,507	-	-	-	-	-

EXPENDITURES		2019	2020	2021	2022	2023	2024 / MYP
Line Item Name	Description / Project Phase	Forecast	Forecast	Forecast	Forecast	Forecast	Forecast
Peck Road at Bricher Road	Phase 3	-	80,000	-	-	-	-
Peck Road at Bricher Road	Construction	-	800,000	-	-	-	-
Randall & Weld US20 Ramp (14-00446-00-CH)	Phase 2	40,478	-	-	-	-	-
Randall & Weld US20 Ramp (14-00446-00-CH)	Phase 3	696,924	-	-	-	-	-
Randall & Weld US20 Ramp (14-00446-00-CH)	Construction	1,809,410	-	-	-	-	-
Randall Road at Huntley Road (09-00393-00-CH)	Phase 1	-	200,000	-	-	-	-
Randall Road at Huntley Road (09-00393-00-CH)	Phase 2	-	-	200,000	-	-	-
Randall Road at Huntley Road (09-00393-00-CH)	Phase 3	-	-	-	-	180,000	-
Randall Road at Huntley Road (09-00393-00-CH)	Construction	-	-	-	-	1,200,000	-
Randall Road at Huntley Road (09-00393-00-CH)	ROW	-	-	-	200,000	-	-
Silver Glen and IL31 (15-00463-00-CH)	Construction (Final Payment)	12,473	-	-	-	-	-
Silver Glen Road at Randall Road	Phase 2	40,000	-	-	-	-	-
Silver Glen Road at Randall Road	Phase 3	-	40,000	-	-	-	-
Silver Glen Road at Randall Road	Construction	-	400,000	-	-	-	-
New Roadway / Add Lane Projects							
Anderson Road from IL38 to Keslinger Road (01-00274-00-BR)	Construction (Final Payment)	1,475,000	-	-	-	-	-
Bunker Road from Keslinger Road to La Fox Road (14-00275-01-PV)	Phase 1	76,288	-	-	-	-	-
Bunker Road from Keslinger Road to La Fox Road (14-00275-01-PV)	Phase 3	-	398,192	205,598	-	-	-
Bunker Road from Keslinger Road to La Fox Road (14-00275-01-PV)	Construction	-	3,981,916	2,055,980	-	-	-
Bunker Road from Keslinger Road to La Fox Road (14-00275-01-PV)	Right of Way	575,000	-	-	-	-	-
Dauberman at US 30 and Granart Road (15-00277-01-BR)	Phase 1	26,177	-	-	-	-	-
Dauberman at US 30 and Granart Road (15-00277-01-BR)	Phase 2	1,313,711	-	-	-	-	-
Dauberman at US 30 and Granart Road (15-00277-01-BR)	Phase 3	-	750,000	750,000	-	-	-
Dauberman at US 30 and Granart Road (15-00277-01-BR)	Construction	-	2,921,500	2,921,500	1,000,000	-	-
Dauberman at US 30 and Granart Road (15-00277-01-BR)	Right of Way	400,000	400,000	-	-	-	-
Dauberman Meredith Realignment Feasibility Study	Feasibility Study	300,000	-	-	-	-	5,500,000
Fabyan Parkway at IL31 & IL25	Feasibility Study	400,000	350,000	-	-	-	10,000,000
Huntley - Randall to Sleepy Hollow Road (10-00316-01-EG)	Phase 1	-	-	800,000	-	-	-
Huntley - Randall to Sleepy Hollow Road (10-00316-01-EG)	Phase 2	-	-	-	900,000	-	-
Huntley - Randall to Sleepy Hollow Road (10-00316-01-EG)	Phase 3	-	-	-	-	-	2,000,000
Huntley - Randall to Sleepy Hollow Road (10-00316-01-EG)	Construction	-	-	-	-	-	20,000,000
Huntley - Randall to Sleepy Hollow Road (10-00316-01-EG)	Right of Way	-	-	-	1,000,000	1,000,000	-
Huntley - Randall to Sleepy Hollow Road (10-00316-01-EG)	Plats and Legal	-	-	-	183,748	-	-
I88 @ IL47 Interchange (15-00466-00-GS)	Construction	2,500,000	-	-	-	-	-
LongMeadow Parkway Bridge (94-00215-01-BR)	Right of Way	2,000,000	-	-	-	-	-
Longmeadow Pkwy (B-1) - Randall to White Chapel (13-00215-10-PV)	Construction	950,206	-	-	-	-	-
Longmeadow Pkwy (B-2)-East of White Chapel to 31(16-00215-11-PV)	Phase 3	1,303,937	-	-	-	-	-
Longmeadow Pkwy (B-2)-East of White Chapel to 31(16-00215-11-PV)	Construction	7,278,262	-	-	-	-	-
Longmeadow Pkwy (C-1) Bridge (13-00215-20-BR)	Design Engineering	82,867	-	-	-	-	-
Longmeadow Pkwy (C-1) Bridge (13-00215-20-BR)	Phase 3	1,000,000	1,481,334	-	-	-	-
Longmeadow Pkwy (C-1) Bridge (13-00215-20-BR)	Construction	12,955,625	11,959,039	-	-	-	-
Longmeadow Pkwy (C-1) Bridge (13-00215-20-BR)	Utilities	-	1,400,000	-	-	-	-
Longmeadow Pkwy (C-2) - Sandbloom to Route 25 (18-00215-21-BR)	Phase 3	-	1,000,000	1,000,000	-	-	-
Longmeadow Pkwy (C-2) - Sandbloom to Route 25 (18-00215-21-BR)	Construction	-	2,159,000	2,159,000	-	-	-
Longmeadow Pkwy (C-3) - Route 25 Improvements (18-00215-22-CH)	Phase 3	599,820	-	-	-	-	-
Longmeadow Pkwy (C-3) - Route 25 Improvements (18-00215-22-CH)	Construction	560,000	-	-	-	-	-
Longmeadow Pkwy (C-4) - Toll Operations & Maint (TBD Estimated)	Phase 2	100,000	100,000	100,000	1,051,698	883,729	1,227,750
Longmeadow Pkwy (C-4) - Tolling Facility Equip (17-00215-22-MS)	Phase 3	-	-	100,000	-	-	-

EXPENDITURES		2019	2020	2021	2022	2023	2024 / MYP
Line Item Name	Description / Project Phase	Forecast	Forecast	Forecast	Forecast	Forecast	Forecast
Longmeadow Pkwy (C-4) - Tolling Facility Equip (17-00215-22-MS)	Construction	-	-	1,000,000	-	-	-
Longmeadow Pkwy (D) - IL 25 to IL 62 (13-00215-30-PV)	Design Engineering	12,443	-	-	-	-	-
Longmeadow Pkwy (D) - IL 25 to IL 62 (13-00215-30-PV)	Phase 3	394,761	-	-	-	-	-
Longmeadow Pkwy (D) - IL 25 to IL 62 (13-00215-30-PV)	Construction	1,523,720	-	-	-	-	-
Randall and Hopps Intersection Realignment	Phase 1	250,000	100,000	-	-	-	-
Randall and Hopps Intersection Realignment	Phase 2	-	-	350,000	-	-	-
Randall and Hopps Intersection Realignment	Construction	-	-	-	-	4,000,000	-
Randall Road at I90 Interchange Feasibility Study	Feasibility Study	300,000	250,000	-	-	-	-
Randall Road at I90 Interchange Feasibility Study	Construction	-	-	-	-	-	25,000,000
Randall Road widening at IL 72 intersection	Phase 1	400,000	-	-	-	-	-
Randall Road widening at IL 72 intersection	Phase 2	-	-	550,000	-	-	-
Randall Road widening at IL 72 intersection	Phase 3	-	-	-	-	250,000	-
Randall Road widening at IL 72 intersection	Construction	-	-	-	-	3,000,000	1,000,000
Randall Road widening at IL 72 intersection	Right of Way	-	-	-	500,000	-	-
Stearns Bridge - IL25 from Dunham to CC&P RR (06-00214-18-RP)	Construction (Final Payment)	609,442	-	-	-	-	-
Stearns Road at Randall Road (14-00214-28-CH)	Phase 2	29,201	-	-	-	-	-
Stearns Road at Randall Road (14-00214-28-CH)	Phase 3	471,251	-	-	-	-	-
Stearns Road at Randall Road (14-00214-28-CH)	Construction	1,172,949	-	-	-	-	-
Traffic Safety/Interconnect							
Interconnect System Enhancement Redundancy	Construction	500,000	500,000	1,300,000	1,300,000	1,300,000	12,000,000
Kirk Road IL56 to Cherry Lane (16-00477-00-SP)	Phase 2	45,958	-	-	-	-	-
Kirk Road IL56 to Cherry Lane (16-00477-00-SP)	Phase 3	199,901	-	-	-	-	-
Kirk Road IL56 to Cherry Lane (16-00477-00-SP)	Construction	199,573	-	-	-	-	-
Orchard from Jericho to US30 HSIP (18-00493-00-SP)	Phase 2	117,113	-	-	-	-	-
Orchard from Jericho to US30 HSIP (18-00493-00-SP)	Phase 3	-	36,000	-	-	-	-
Orchard from Jericho to US30 HSIP (18-00493-00-SP)	Construction	-	36,000	-	-	-	-
Safety Enhancements	Safety Enhancements	250,000	250,000	250,000	250,000	250,000	250,000
Stage 2 - HSIP - Orchard Randall Fabyan Hughes (12-00424-00-SP)	Phase 3	324,503	324,503	-	-	-	-
Stage 2 - HSIP - Orchard Randall Fabyan Hughes (12-00424-00-SP)	Construction	418,933	418,933	-	-	-	-
Stg3-HSIP Randall - North County Line to Silver Glen (14-00436-00-SP)	Phase 3	304,550	304,550	-	-	-	-
Stg3-HSIP Randall - North County Line to Silver Glen (14-00436-00-SP)	Construction	1,047,581	1,047,581	-	-	-	-
Stearns Corridor Traffic System (11-00214-00-TL)	Construction	91,973	-	-	-	-	-
	Total Expenditures	103,431,106	72,227,503	55,104,554	54,569,890	50,277,734	107,500,464
	Total Revenues	168,958,356	109,967,265	81,520,712	70,047,179	59,829,472	54,152,984
	Remaining Prior Year Cash on Hand to Carryover	65,527,250	37,739,762	26,416,158	15,477,289	9,551,737	(53,347,480)

FY2019 Budget and Program

Fiscal Year 2019—December 1, 2018 thru November 30, 2019

2019 Capital Program

Kane County's current element of the TIP (FY2019) contains 72 projects in various phases of study, engineering, right of way acquisition, and construction. A majority of the projects in the 2019 program are bridge repair/maintenance projects (40%) and intersection safety and operational improvements (22%). Maintenance projects comprise 10% of the program and include resurfacing, pavement preservation and embankment stabilization activities. In addition, corridor management systems are being integrated into the highway system to help improve traffic flow and increase traveler safety. New roadways and add lanes projects comprise 14% of the program. Eight percent (8%) of FY2019 projects address traffic safety and signal interconnection. These systems help monitor and regulate arterial traffic movement to reduce congestion.

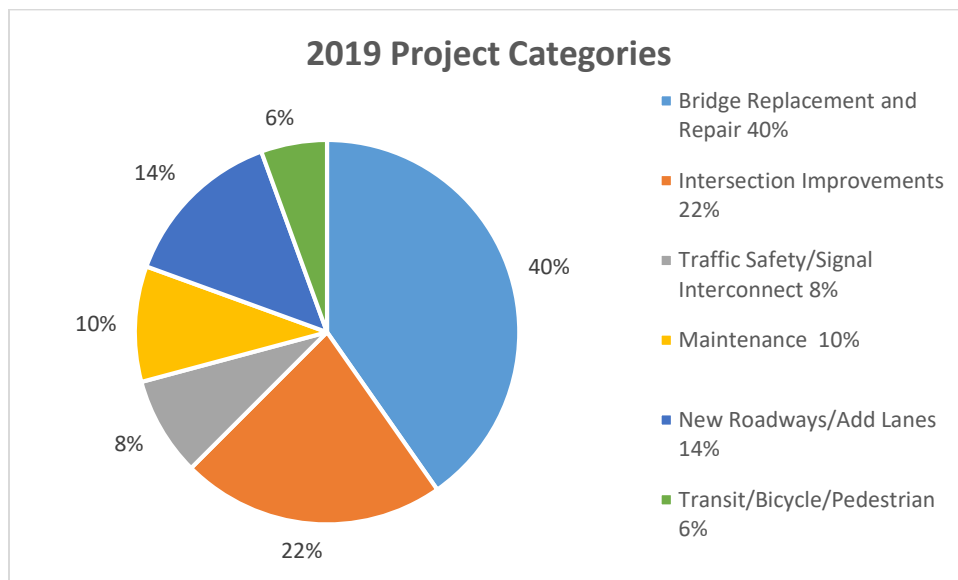


Table 4 Kane County FY2019 TIP Project Summary by Category—72 Projects

New Roadway/Add Lanes – 10 projects

Bunker Rd - Keslinger Rd to LaFox Rd
Dauberman Rd to Granart Rd Extension
Dauberman/Meredith Rd Realign (study only)
Fabyan Pkwy IL 31 to IL 25 (study only)
I-88 at IL 47 Full Interchange
Longmeadow Pkwy Bridge Corridor
Randall Rd at Hopps Rd (study)
Randall Rd at IL 72 (engineering only)
Randall Rd at I-90 (study only)
Stearns Rd at Randall Rd (Stage 5A)

Intersection Improvements – 16 projects

Bliss Rd at IL 47
Bliss Rd to Main St Rd at Fabyan Pkwy
Burlington Rd at Bolcum Rd
CMAQ / TAP Federal Projects
Fabyan Pkwy at IL 31
Fabyan Pkwy at Kirk Rd
Harter Rd at Main St Road (drainage)
Huntley Rd at Galligan Rd
Kirk Rd at Dunham Rd
Kirk Rd at Pine St
Main Street Rd at Deerpath Rd
Main Street Rd at Nelson Lake Rd
Montgomery Rd - IL 25 to Hill Ave
Orchard Rd at US 30
Peck Rd at Bricher Rd
Randall Rd at Weld / US 20 Ramp
Silver Glen Rd at Randall Rd

Traffic Safety/Signal Interconnect – 6 projects

Kirk Rd – IL 56 to Cherry Lane
Orchard Rd –Jericho Rd to N. of US 30
Orchard, Randall, Fabyan, Hughes (HSIP)
Randall Rd from Huntley Rd to Big Timber Rd
Randall Rd N County Line to Silver Glen Rd
Various Safety Enhancements as Needed

Transit/Bicycle/Pedestrian – 4 projects

ADA Improvements
Kirk Rd Multi-Use Path Reconstruction
Randall Rd Transit Infrastructure S. of US 20
Randall Rd Transit Infrastructure N. of US 20

Bridge Replacement/Repair –29 projects

Big Timber Rd over Tyler Creek
Bliss Rd over I-88 (tollway lead)
Bliss Rd over Lake Run Creek
Burlington Northern RR over Orchard Rd
Burlington Rd over Ferson Creek
Burlington Rd over Trib of Virgil Ditch 3 North
Burlington Rd over Trib of Virgil Ditch 3 South
Dauberman Rd over I-88 (tollway lead)
Dunham Rd over CC & P RR
Fabyan Pkwy over Fox River
Granart Rd over Big Rock Creek
Harmony Rd over Harmony Creek
Harmony Rd Over Trib. over Hampshire Creek
Harter Rd over Trib. To Welch Creek
Kirk Rd over UPRR
Main St over Blackberry Creek
Main St over Welch Creek
Peplow Rd over Trib of Virgil Ditch #3
Randall Rd over Mill Creek
Randall Rd over Mill Creek Tributary
Randall Rd over Metra, UPRR, Tyler Creek
Randall Rd over UPRR in Geneva
Scott Rd over Welch Creek
Sliver Glen Rd over Otter Creek
Silver Glen Rd over Virgil Ditch 2
Stearns Rd over Fox River
Swan Rd over Branch of Big Rock Creek
Union Pacific RR over Bunker Rd
West County Line Rd over Young's Creek

Maintenance Projects – 7 projects

Various Crack Sealing Projects (Const.)
Various Culvert / Culvert Linings
Various Drainage Projects
Various Guardrail
Various Pavement Marking
Various Pavement Preservation
Various Resurfacing Projects

Denotes construction activity in FY 2019

Denotes new project in FY 2019

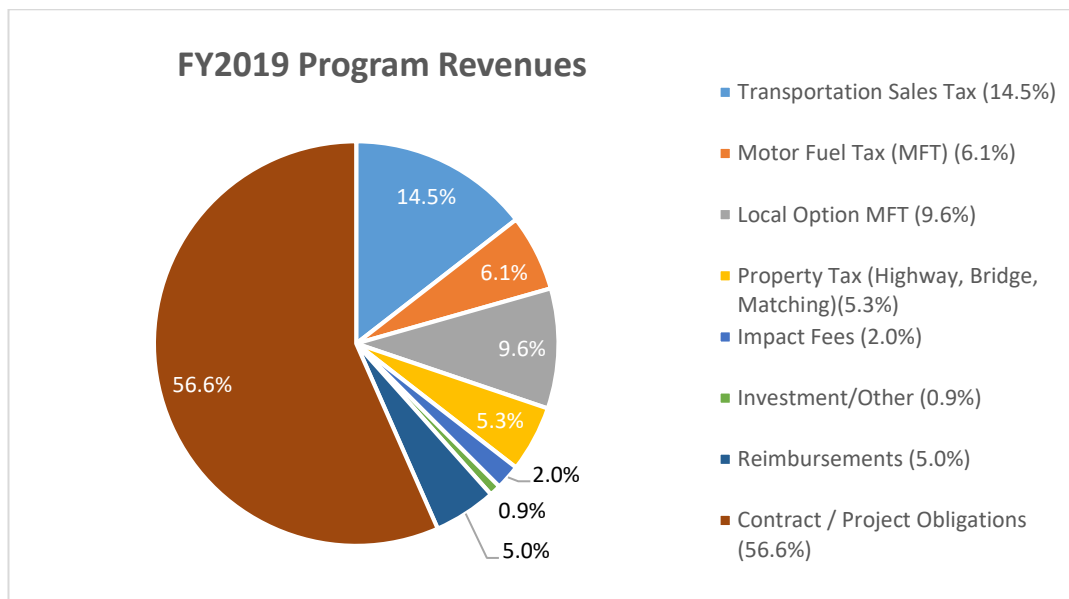
FY2019 Program Revenues

The FY2019 Transportation Improvement Program is the current annual budget element of the FY2019-2023 TIP. The total FY2019 budget for the Division of Transportation is \$102.7M. The program, adopted by the Kane County Board on November 13, 2018, is fiscally constrained. The budget is detailed in the Kane County Division of Transportation FY2019 Program Budget Report, available on the County website and within this report. Total revenues for FY2019 is expected to reach \$102.8 million as indicated in *Table 5, FY2019 Revenue Summary*.

**Table 5
FY2019 Revenue Summary Revenue Percentage by Source**

Revenues	FY 2019
Transportation Sales Tax (14.5%)	\$14.9M
Motor Fuel Tax (MFT) (6.1%)	\$6.3M
Local Option MFT (9.6%)	\$9.9M
Property Tax (Highway, Bridge, Matching)(5.3%)	\$5.4M
Impact Fees (2.0%)	\$2.1M
Investment/Other (0.9%)	\$0.9M
Reimbursements (5.0%)	\$5.1M
Contract / Project Obligations (56.6%)	\$58.2M
Total	\$102.8M

In 2019, the main sources of revenue for the Division of Transportation will be the Transportation Sales Tax (\$14.9M), Motor Fuel Tax (MFT) Fund (\$6.3M), Local Option MFT (\$9.9M), and the Property Tax (County) Levies (\$5.4M). Available funding totaling \$102.8M (including \$5.1M from reimbursements, \$2.1M from impact fees and investments, and \$58.2M cash on hand from 2018) is estimated from all sources.

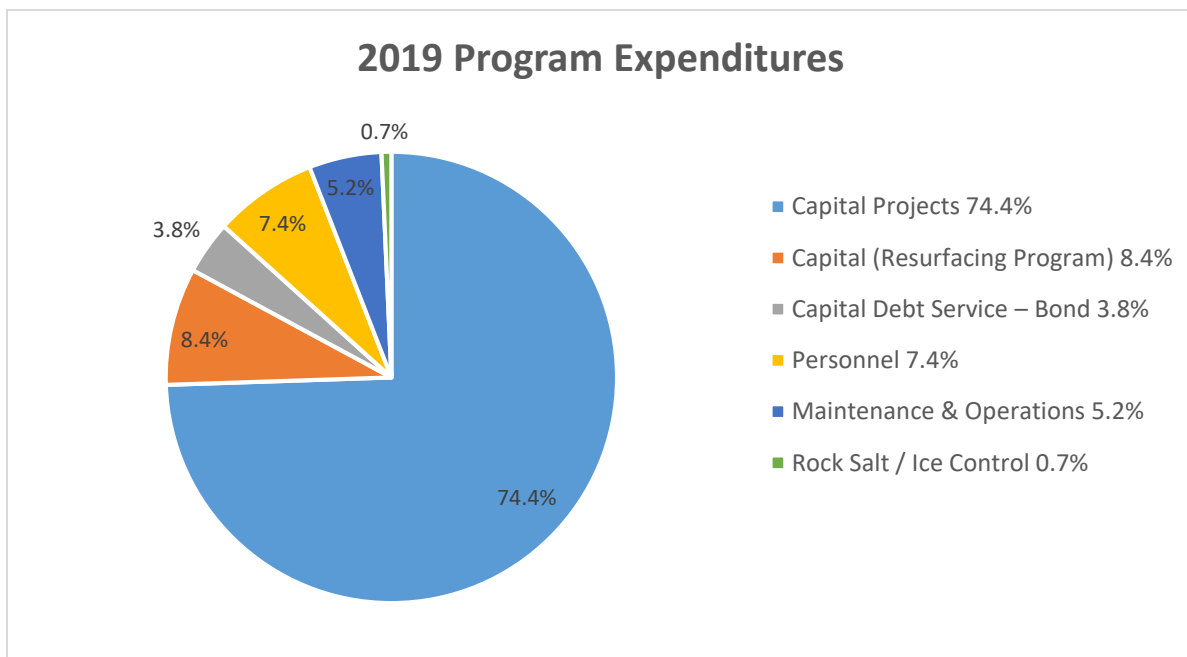


FY2019 Program Expenditures

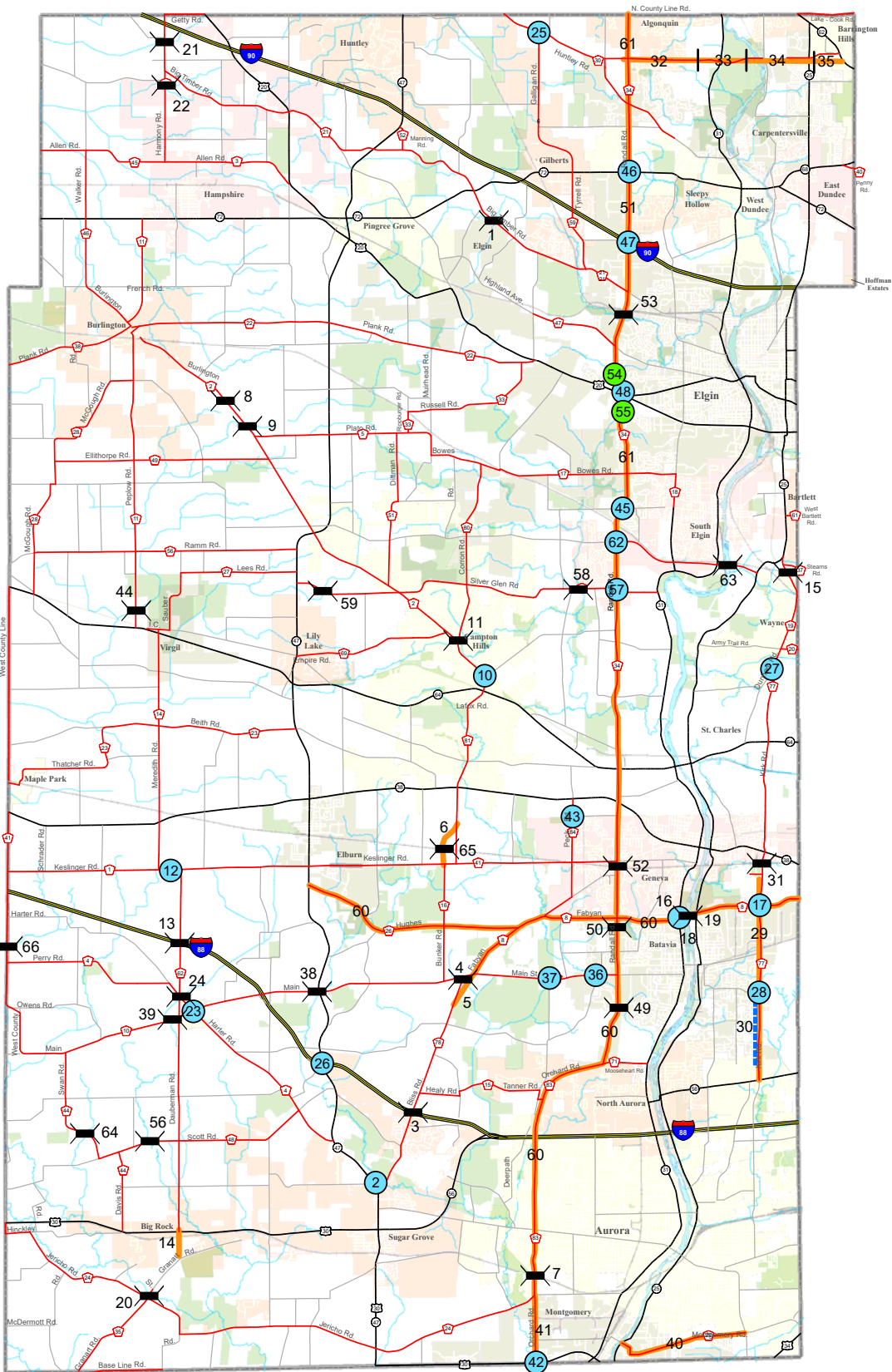
The main expenditures for the FY2019 Program are related to Capital Projects (74.4%) which includes Resurfacing projects. Nearly four percent (3.8%) of the Capital expenditures is for debt service. A majority of the funds are dedicated to engineering, land acquisition, and construction. Total expenditures or project obligation for FY2019 is expected to reach \$102.85 million as indicated in *Table 6, FY2019 Expenditure Summary*.

**TABLE 6
FY2019 Expenditure Summary
Expenditure Percentage by Category**

Expenditures	FY 2019
Capital Projects (74.4%)	\$76.6M
Capital (Resurfacing Program) (8.4%)	\$8.7M
Capital Debt Service – Bond (3.8%)	\$ 3.9M
Personnel (7.4%)	\$7.6M
Maintenance & Operations (5.2%)	\$5.3M
Rock Salt / Ice Control (0.7%)	\$0.75M
Total	\$102.85M



Kane County Division of Transportation FY2019 Transportation Improvement Program (TIP)



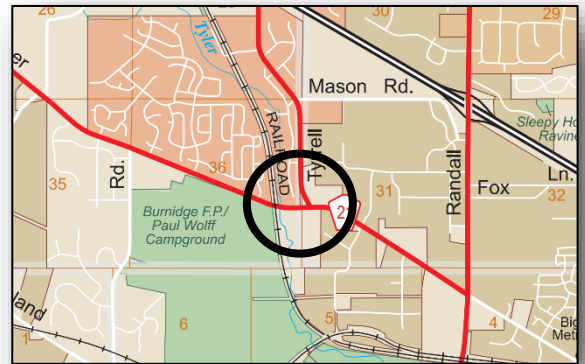
DRAFT

- Legend**
- Bridges
 - Intersections
 - Transit Infrastructure
 - Township Roads
 - County Roads
 - State Roads
 - US Routes
 - Interstate
 - Roadways
 - TIP Multi-Use Path

Project #	Projects
1	Big Timber over Tyler Creek (Const)
2	Bliss Rd at IL 47 (E1)
3	Bliss over I-88 (Const)
4	Bliss Rd over Lake Run (E3, ROW, Const)
5	Bliss/Fabyan/Main (E2, ROW)
6	Bunker Rd - Keslinger Rd to La Fox Rd (E1, ROW)
7	Burlington Northern over Orchard Rd (E3, Const)
8	Burlington Rd over Trib to Virgil Ditch No.3 (North) (ROW, Const)
9	Burlington Rd over Trib to Virgil Ditch No.3 (South) (E2, Const)
10	Burlington Rd at Bolcum Rd (E2)
11	Burlington Rd over Ferson Ck (E2)
12	Dauberman Rd/Meredith Rd Realignment (study only)
13	Dauberman Rd over I-88 (Const)
14	Dauberman - US 30 to Granart Rd (E1, E2, ROW)
15	Dunham Rd NB/SB over CC&P RR (Const)
16	Fabyan Parkway at IL 31 (E2)
17	Fabyan Parkway at Kirk Rd (E2, E3, Const)
18	Fabyan Parkway Il 31 to IL 25 (study only)
19	Fabyan Parkwy over Fox River (E2, E3, Const)
20	Granart Rd over Big Rock Ck (E2)
21	Harmony Rd over Harmony Ck (E2, ROW, Const)
22	Harmony Rd over Trib to Hampshire Ck (E2, ROW, Const)
23	Harter at Main St Road (Const)
24	Harter over Trib to Welch Creek (E2, ROW)
25	Huntley Rd at Galligan Rd (Const)
26	I-88 at IL 47 Interchange (Const)
27	Kirk Rd at Dunham Rd (E2)
28	Kirk Rd at Pine St (Const)
29	Kirk Rd - IL 56 to Cherry Lane (E2, E3, Const)
30	Kirk Rd Multi-Use Path (Const)
31	Kirk Rd over Union Pacific RR (E1, E2, ROW)
32	Longmeadow Pkwy (B-1) Randall Rd to White Chapel (E3, Const)
33	Longmeadow Pkwy (B-2) - White Chapel to E of IL 31 (E3, Const)
34	Longmeadow Pkwy (C) - Fox River Bridge to IL 25 (Utilities)
35	Longmeadow Pkwy (D) - IL 25 to IL 62 (E3, Const)
36	Main St at Deerpath Rd (E3, Const)
37	Main St at Nelson Lake Rd Signalization (E2)
38	Main over Blackberry Ck (Const)
39	Main St over Welch Ck (E1)
40	Montgomery Rd IL 25 to Hill (E2)
41	Orchard Rd - Jericho to N of US 30 (E1/E2)
42	Orchard Rd at US 30 (E2, ROW)
43	Peck Rd at Bricher Rd (E2)
44	Peplow over Trib of Virgil Ditch #3 (E3, ROW, Const)
45	Randall at Hopps Rd (study only)
46	Randall at IL 72 (E1)
47	Randall Rd at I-90 (study only)
48	Randall at Weld US20 Ramp (E2, E3, Const)
49	Randall over Mill Creek (E3, Const)
50	Randall Bridge over Mill Ck Tributary (E2, Const)
51	Randall Rd from Huntley Rd to Big Timber Rd (E3, Const)
52	Randall Rd over Union Pacific RR Maint (Keslinger) (E2)
53	Randall Road, Tyler Ck , UPRR Joint Repair (Const)
54	Randall Rd Transit Infrastructure N of US 20 (E1)
55	Randall Rd Transit Infrastructure S of US 20 (Const)
56	Scott Rd over Welch Ck Maint (E2)
57	Silver Glen at Randall Rd (E2)
58	Silver Glen over Otter Ck Branch (E2, E3, Const)
59	Silver Glen over Virgil Ditch No. 2 (Const)
60	Stage 2 - HSIP - Orchard, Randall, Fabyan, Hughes (E3, Const)
61	Stage 3-HSIP Randall Rd - N County Line to Silver Glen (E3, Const)
62	Stearns Rd at Randall Rd (E2, E3, Const)
63	Stearns Rd over Fox River Maint (E2)
64	Swan Rd over Branch of Big Rock Ck (E2)
65	Union Pacific RR over Bunker Rd (E2)
66	West County Line Rd over Young's Ck (E1)

#1 Big Timber over Tyler Creek Maintenance

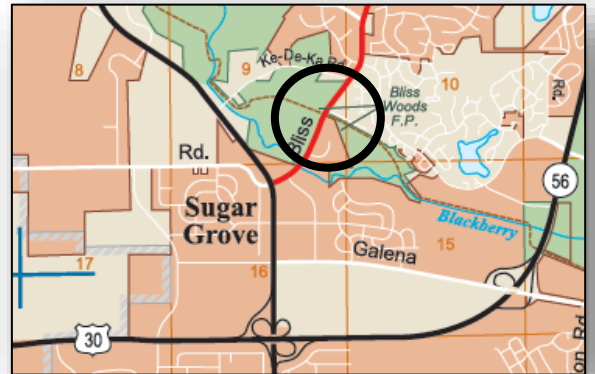
This project consists of bridge maintenance work on Big Timber Road over Tyler Creek



Phase	2019	2020	2021	2022	2023	MYP
Construction	\$50,000.00					

#2 Bliss Road at IL 47

The project consists of installing dedicated turn lanes at Wheeler, Bliss and IL 47. Additional work will include utility adjustments, traffic signal modifications, shared use path/sidewalk construction, and landscaping. The Village of Sugar Grove is the lead agency on this project.



Phase	2019	2020	2021	2022	2023	MYP
Phase I Eng	\$193,750.00					

#3 Bliss Road over I-88

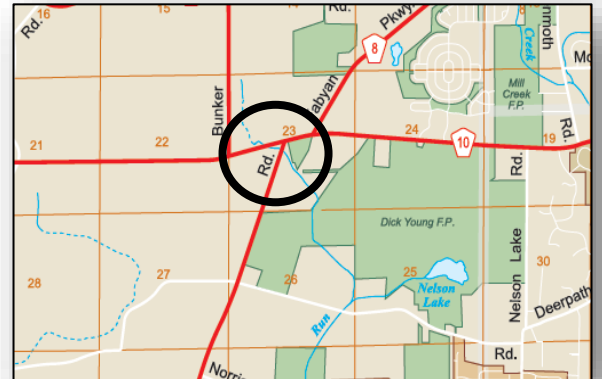
This Illinois Tollway is leading this bridge project that consists of repairs that may include pavement patching, bridge deck rehabilitation, bridge joint replacement, and repairs on bridge beams, piers and girders.



Phase	2019	2020	2021	2022	2023	MYP
Construction	\$31,387.00		\$276,310.00			

#4 Bliss Road over Lake Run Creek

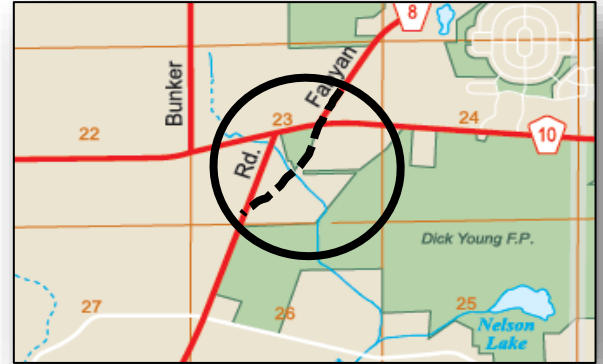
This project consists of culvert replacement.



Phase	2019	2020	2021	2022	2023	MYP
Phase 3 Eng	\$170,000.00					
Construction	\$900,000.00					
Right of Way	\$100,000.00					

#5 Bliss Rd. to Main St. at Fabyan Pkwy

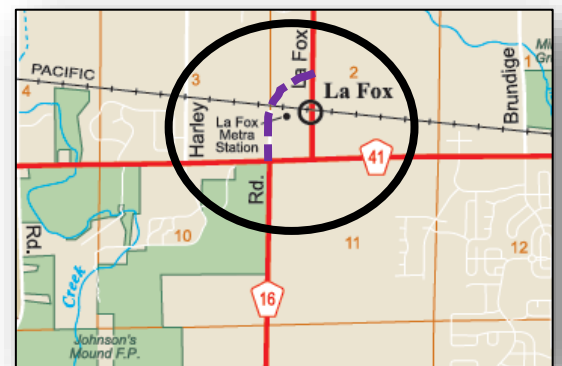
This project involves the realignment of Bliss Road and Fabyan Parkway to create a four-legged intersection with Main Street. During evaluation a roundabout design was chosen as the preferred alternative.



Phase	2019	2020	2021	2022	2023	MYP
Phase 2 Eng	\$677,493.00					
Phase 3 Eng			\$660,766.00	\$660,766.00		
Construction			\$6,607,662.00	\$6,607,662.00		
Right of Way	\$300,000.00					

#6 Bunker Rd. from Keslinger Rd. to LaFox Rd.

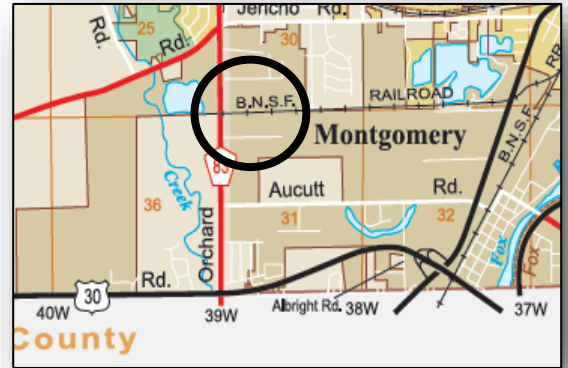
This project consists of extending Bunker Road from the LaFox Metra station to LaFox Road north of the LaFox Village District Center. The proposed extension incorporates the existing underpass of the Union Pacific railroad tracks, constructed as part of the Metra West Line extension in 2006. A roundabout is planned for the intersection of Bunker and Keslinger Roads.



Phase	2019	2020	2021	2022	2023	MYP
Phase 1 Eng	\$76,288.00					
Phase 3 Eng		\$398,192.00	\$205,598.00			
Construction		\$3,981,916.00	\$2,055,979.60			
Right of Way	\$575,000					

#7 Burlington Northern over Orchard Rd.

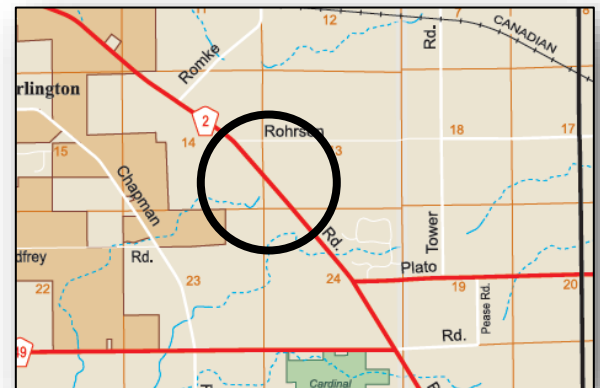
This work will be minor maintenance to the existing two bridges carrying the BNSF over Orchard Road, south of Prairie Street. Work will include painting, steel repair and other related items.



Phase	2019	2020	2021	2022	2023	MYP
Phase 3 Eng	\$50,000.00					
Construction	\$200,000.00					

#8 Burlington Rd. over Trib to Virgil Ditch 3 N.

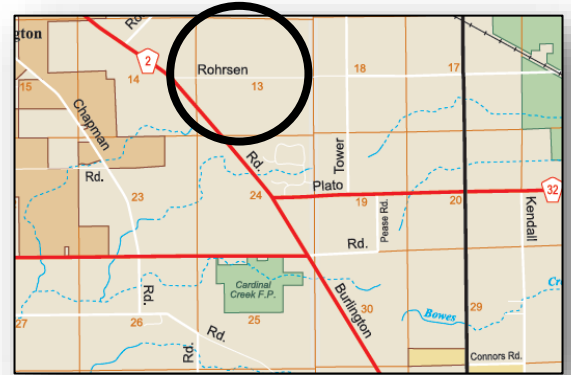
This work consists of replacement of the existing box culverts under Burlington Road, north of Plato Road.



Phase	2019	2020	2021	2022	2023	MYP
Construction	\$1,000,000.00					
Right of Way	\$12,500.00					

#9 Burlington Rd. over Trib to Virgil Ditch 3 S.

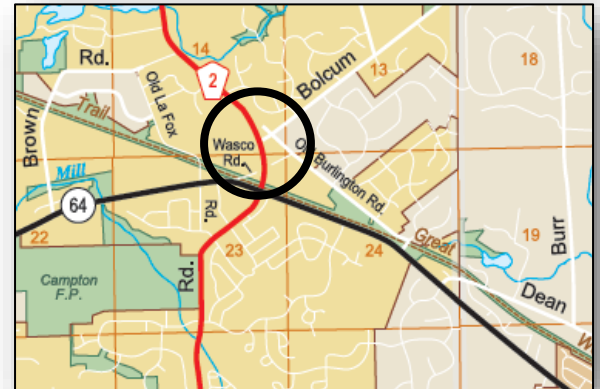
This work consists of replacement of the existing box culverts under Burlington Road, north of Plato Road.



Phase	2019	2020	2021	2022	2023	MYP
Phase 2 Eng	\$12,573.00					
Construction	\$1,000,000.00					

#10 Burlington Road at Bolcum Road

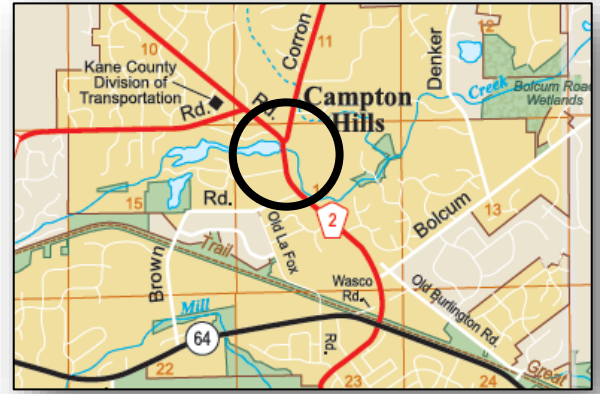
This project consists of fully signaling the intersection and the addition of dedicated turn lanes as needed.



Phase	2019	2020	2021	2022	2023	MYP
Phase 2 Eng	\$269,728.00					
Phase 3 Eng		\$80,000.00				
Construction		\$800,000.00				

#11 Burlington Road over Ferson Creek

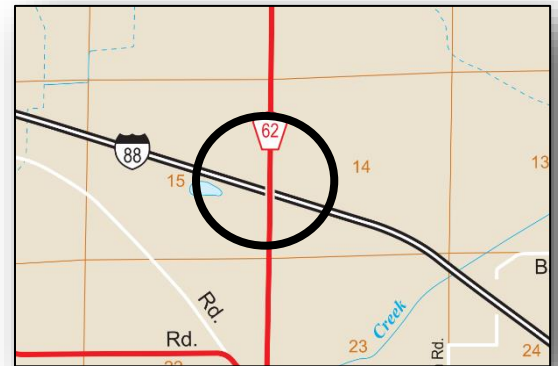
This work consists of repairs to the existing box culvert under Burlington Road, immediately south of the intersection with Corron Road.



Phase	2019	2020	2021	2022	2023	MYP
Phase 2 Eng	\$12,500.00					
Phase 3 Eng		\$25,000.00				
Construction		\$100,000.00				

#13 Dauberman Rd. over I-88

The Illinois Tollway is leading this bridge project, which consists of repairs that may include pavement patching, bridge deck rehabilitation, bridge joint replacement, and repairs on bridge beams, piers and girders.



Phase	2019	2020	2021	2022	2023	MYP
Construction	\$17,017.00					

#14 Dauberman Rd. to Granart Rd. Extension

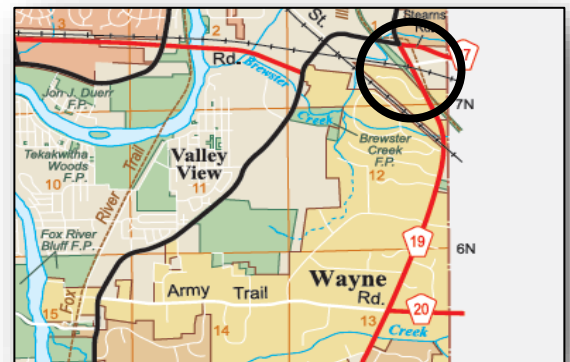
road over the CC&P and the other railroad to connect south to Granart Road. A ramp and fully signalized intersection will be constructed to connect Dauberman Road to US 30. Improvements to the intersection with Granart Road will also be made. This project is funded in part with federal funds.



Phase	2019	2020	2021	2022	2023	MYP
Phase 1 Eng	\$26,177.00					
Phase 2 Eng	\$1,313,711.01					
Phase 3 Eng		\$750,000.00	\$750,000.00			
Construction		\$2,921,500.00	\$2,921,500.00	\$1,000,000.00		
Right of Way	\$400,000.00	\$400,000.00				

#15 Dunham Rd NB/SB over CC&P Railroad

wearing surface, and various other repairs.



Phase	2019	2020	2021	2022	2023	MYP
Construction	\$100,000.00					

#16 Fabyan Parkway at IL 31

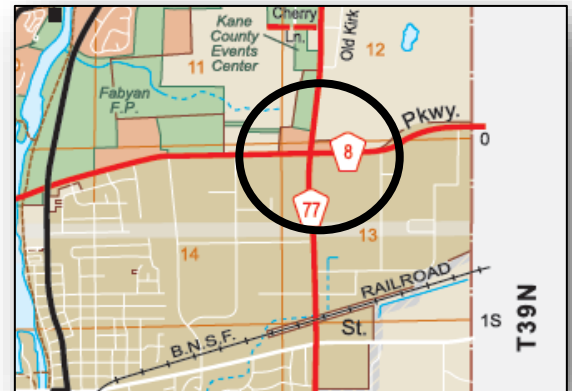
This project consists of safety improvements at this intersection. Work includes additional signage, signal improvements, and a dilemma zone detection system.



Phase	2019	2020	2021	2022	2023	MYP
Phase 2 Eng	\$107,000.00					
Construction		\$67,253.00				

#17 Fabyan Parkway at Kirk Rd.

This project consists of widening and the addition of turn lanes and shared through lanes on both Fabyan Parkway and Kirk Road. A multi-use path will be installed as part of this project. This project is funded in part via federal funds.



Phase	2019	2020	2021	2022	2023	MYP
Phase 2 Eng	\$47,817.00					
Phase 3 Eng	\$357,864.00	\$357,864.00				
Construction	\$1,325,000.00	\$1,325,000.00				

#19 Fabyan Parkway over Fox River

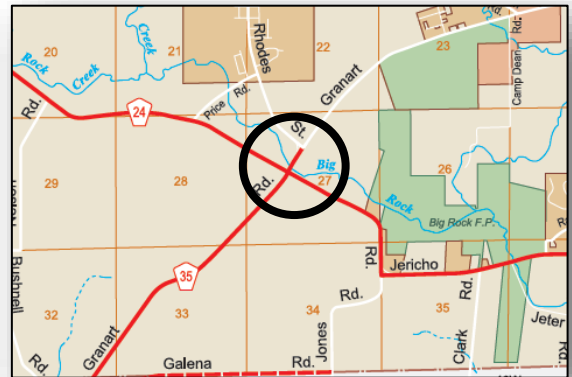
This project consists of the rehabilitation of the Fabyan Parkway Bridge over the Fox River. Services include inspection of the bridge structure, analysis for recommended repairs, and development of projected costs.



Phase	2019	2020	2021	2022	2023	MYP
Phase 2 Eng	\$126,935.00					
Phase 3 Eng	\$400,000.00					
Construction	\$4,000,000.00					

#20 Granart Rd. over Big Rock Creek

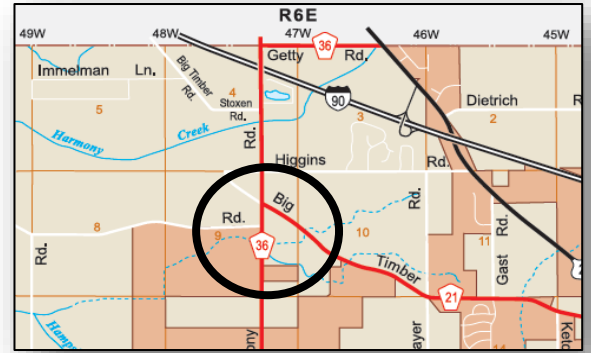
This project consists of maintenance and repair to the structure over Big Rock Creek.



Phase	2019	2020	2021	2022	2023	MYP
Phase 2 Eng	\$10,000.00					
Construction		\$50,000.00				

#21 Harmony Rd. over Harmony Creek

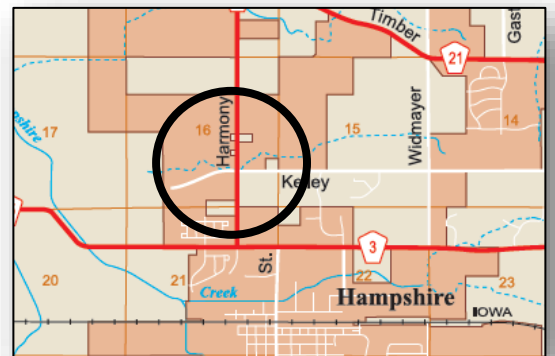
This work consists of the replacement of two box culverts under Harmony Road, south of Big Timber Road.



Phase	2019	2020	2021	2022	2023	MYP
Phase 2 Eng	\$113,888.53					
Construction	\$350,000.00					
Right of Way	\$50,000.00					

#22 Harmony Rd over Trib to Hampshire Creek

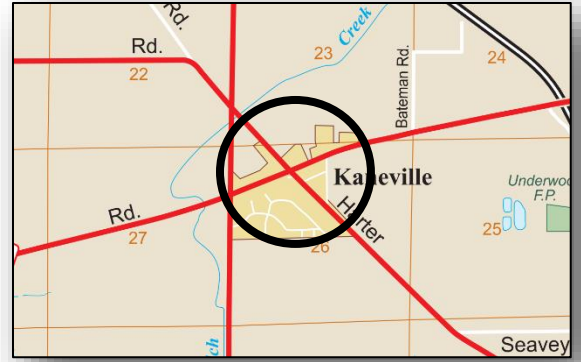
This work consists of the replacement of two box culverts under Harmony Road.



Phase	2019	2020	2021	2022	2023	MYP
Phase 2 Eng	\$113,889.00					
Construction	\$350,000.00					
Right of Way	\$50,000.00					

#23 Harter at Main St. Road

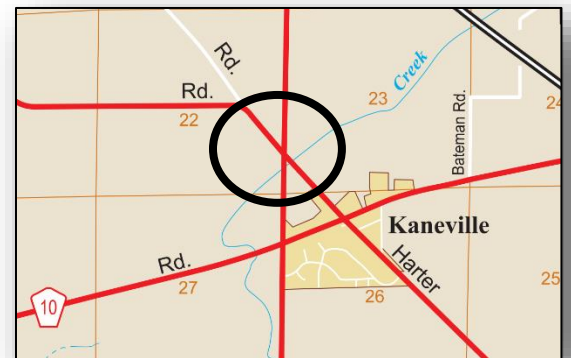
This project will address drainage and flood control at Harter Road and Main Street Road in the Kaneville area.



Phase	2019	2020	2021	2022	2023	MYP
Construction	\$100,000.00					

#24 Harter over Trib. to Welch Creek

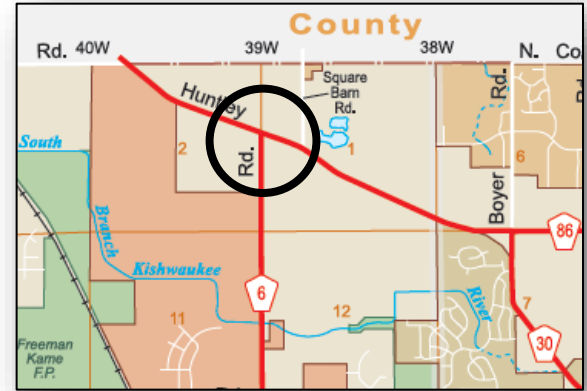
Improvements to structure over the tributary to Welch Creek



Phase	2019	2020	2021	2022	2023	MYP
Phase 2 Eng	\$150,000.00					
Phase 3 Eng		\$100,000.00				
Construction		\$1,000,000.00				
Right of Way	\$25,000.00					

#25 Huntley Rd. at Galligan Rd.

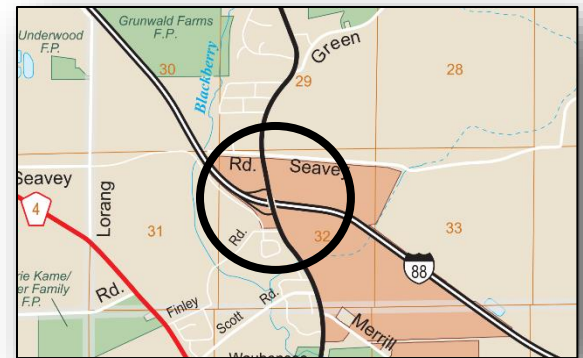
This project involves the installation of traffic signals and additional turn lanes at the intersection of Huntley and Galligan Roads to reduce congestion and wait times for turning movements. This project is funded in part by federal funds.



Phase	2019	2020	2021	2022	2023	MYP
Construction	\$145,856.60					

#26 I-88 at IL 47 Interchange

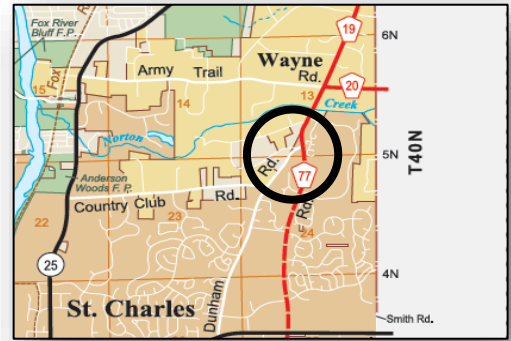
This Illinois Tollway-led project will add additional ramps to the existing partial interchange allowing motorists to enter and exit I-88 from either direction from IL Route 47 and creating a full interchange.



Phase	2019	2020	2021	2022	2023	MYP
Construction	\$2,500,000.00					

#27 Kirk Rd. at Dunham Rd.

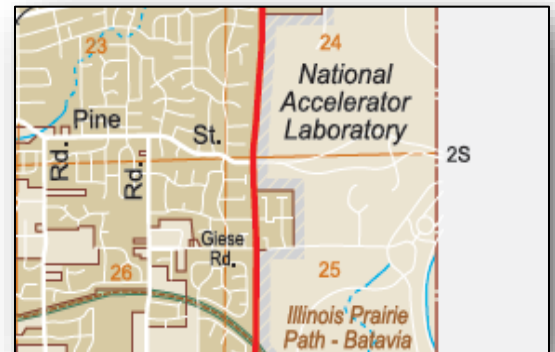
This project consists of the installation of traffic signals and left and right turn lanes on both Kirk and Dunham Roads.



Phase	2019	2020	2021	2022	2023	MYP
Phase 2 Eng	\$278,251.00					
Phase 3 Eng		\$60,000.00				
Construction		\$600,000.00				

#28 Kirk Rd. at Pine St.

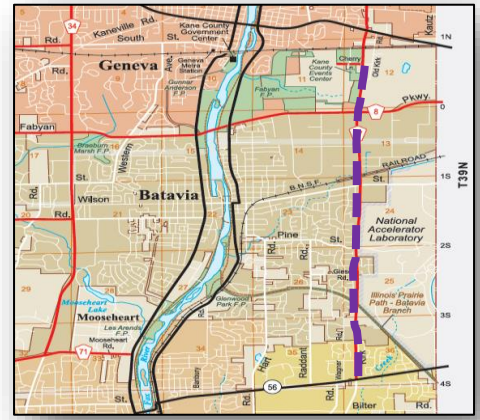
This project involves the installation of a turn lane at the entrance to Fermilab National Accelerator Laboratory. This project is funded in part with federal funds. The project is a partnership between Kane County and Fermilab to improve access to this essential federal facility.



Phase	2019	2020	2021	2022	2023	MYP
Construction	\$335,950.00					

#29 Kirk Rd. – Cherry Ln. to IL 56

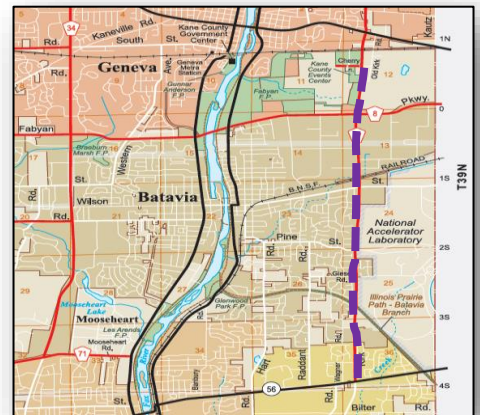
This project involves the installation of various safety countermeasures designed to reduce crashes and increase safety along Kirk Road. Countermeasures include dynamic speed warning signs, high friction surface treatment at intersections, pavement markings and rumble strips. This project is funded with federal funds.



Phase	2019	2020	2021	2022	2023	MYP
Phase 2 Eng	\$45,958.00					
Phase 3 Eng	\$199,901.11					
Construction	\$199,573.00					

#30 Kirk Rd. Multi-Use Path

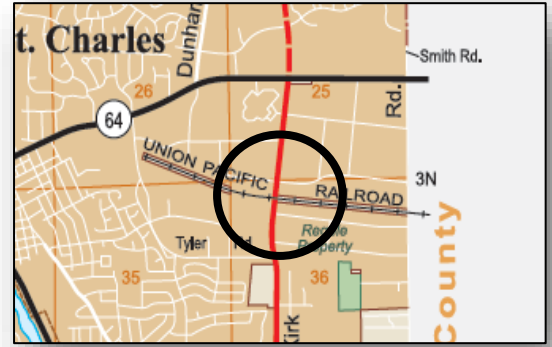
This project will reconstruct approximately 1.5 miles of a multi-use path along Kirk Road.



Phase	2019	2020	2021	2022	2023	MYP
Construction	\$499,549.73					

#31 Kirk Rd. Bridge over UPRR

This project involves the rehabilitation or replacement of the Kirk Road Bridge over the UP Railroad. Engineering is underway to consider alternative designs for the improvements to the bridge structure. This project is funded in part by federal funds.



Phase	2019	2020	2021	2022	2023	MYP
Phase 1 Eng	\$102,875.00					
Phase 2 Eng	\$760,000.00	\$760,000.00				
Const. Eng.			\$950,000.00	\$950,000.00		
Construction			\$1,900,000.00	\$1,900,000.00		
Right of Way	\$150,000.00	\$850,000.00				

32-35 Longmeadow Parkway Bridge Corridor

The Longmeadow Parkway Fox River Bridge Corridor begins at Huntley Road, travels east crossing the river and ending at Illinois Route 62. Currently, two of the sections are open to traffic (A-1 & A2/B1), two additional sections (B2 and D) are under construction and the final sections (C1-C3) have started construction or are planned for construction in 2019. This project is funded in part with federal and state funds.



Project Section	Phase	2019 Forecast	2020 Forecast	2021 Forecast	2022 Forecast	2023 Forecast	2024 / MYP Forecast
Longmeadow Parkway Bridge (94-00215-01-BR)	Right of Way	2,000,000	-	-	-	-	-
Longmeadow Pkwy (B-1) - Randall to White Chapel (13-00215-10-PV)	Construction	950,206	-	-	-	-	-
Longmeadow Pkwy (B-2)-East of White Chapel to 31(16-00215-11-PV)	Phase 3	1,303,937	-	-	-	-	-
Longmeadow Pkwy (B-2)-East of White Chapel to 31(16-00215-11-PV)	Construction	7,278,262	-	-	-	-	-
Longmeadow Pkwy (C-1) Bridge (13-00215-20-BR)	Design Engineering	82,867	-	-	-	-	-
Longmeadow Pkwy (C-1) Bridge (13-00215-20-BR)	Phase 3	1,000,000	1,481,334	-	-	-	-
Longmeadow Pkwy (C-1) Bridge (13-00215-20-BR)	Construction	12,955,625	11,959,039	-	-	-	-
Longmeadow Pkwy (C-1) Bridge (13-00215-20-BR)	Utilities	-	1,400,000	-	-	-	-
Longmeadow Pkwy (C-2) - Sandbloom to Route 25 (18-00215-21-BR)	Phase 3	-	1,000,000	1,000,000	-	-	-
Longmeadow Pkwy (C-2) - Sandbloom to Route 25 (18-00215-21-BR)	Construction	-	2,159,000	2,159,000	-	-	-
Longmeadow Pkwy (C-3) - Route 25 Improvements (18-00215-22-CH)	Phase 3	599,820	-	-	-	-	-
Longmeadow Pkwy (C-3) - Route 25 Improvements (18-00215-22-CH)	Construction	560,000	-	-	-	-	-
Longmeadow Pkwy (C-4) - Toll Operations & Maint (TBD Estimated)	Phase 2	100,000	100,000	100,000	1,051,698	883,729	1,227,750
Longmeadow Pkwy (C-4) - Tolling Facility Equip (17-00215-22-MS)	Phase 3	-	-	100,000	-	-	-
Longmeadow Pkwy (C-4) - Tolling Facility Equip (17-00215-22-MS)	Construction	-	-	1,000,000	-	-	-
Longmeadow Pkwy (D) - IL 25 to IL 62 (13-00215-30-PV)	Design Engineering	12,443	-	-	-	-	-
Longmeadow Pkwy (D) - IL 25 to IL 62 (13-00215-30-PV)	Phase 3	394,761	-	-	-	-	-
Longmeadow Pkwy (D) - IL 25 to IL 62 (13-00215-30-PV)	Construction	1,523,720	-	-	-	-	-

#36 Main St. at Deerpath Rd.

This project consists of full reconstruction of the existing intersection and the installation of traffic signals, turn lanes and a multi-use path within the project limits. This project is a partnership with the City of Batavia and is funded in part with federal funds.



Phase	2019	2020	2021	2022	2023	MYP
Phase 3 Eng	\$32,590.00					
Construction	\$493,571.00					

#37 Main St. at Nelson Lake Rd. Signalization

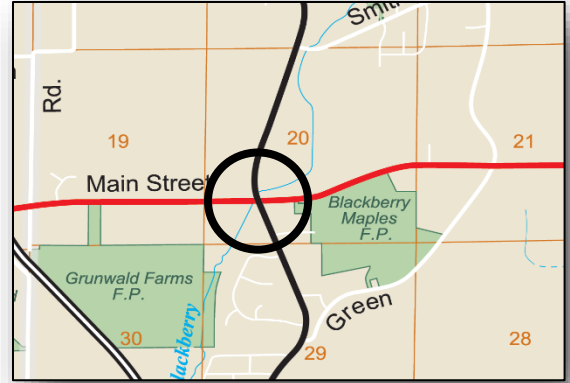
This project consists of signalizing the existing intersection. This intersection will be integrated into the County's signal interconnect system when completed.



Phase	2019	2020	2021	2022	2023	MYP
Phase 2 Eng	\$125,000.00					
Phase 3 Eng		\$60,000.00				
Construction		\$600,000.00				

#38 Main St. over Blackberry Creek

This project will replace the existing bridge on Main Street Road over Blackberry Creek. The project will run concurrently with IDOT's intersection improvement project at the IL 47 at Main Street Road intersection to the east of the bridge.



Phase	2019	2020	2021	2022	2023	MYP
Construction	\$295,000.00	\$75,000.00				

#39 Main St. over Welch Creek

This work consists replacing the existing slab bridge.



Phase	2019	2020	2021	2022	2023	MYP
Phase I Eng	\$82,500.00					
Phase 2 Eng		\$183,000.00				
Phase 3 Eng			\$128,000.00			
Construction			\$256,000.00			
Right of Way		\$116,000.00				

#40 Montgomery Rd IL 25 to Hill

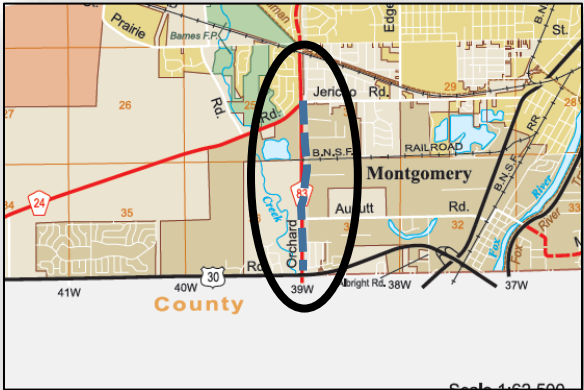
This project will improve Montgomery Road including potential widening, intersection improvements, and drainage considerations.



Phase	2019	2020	2021	2022	2023	MYP
Phase 2 Eng	\$100,000.00			\$850,000.00	\$450,000.00	
Phase 3 Eng		\$100,000.00		\$650,000.00	\$650,000.00	
Construction		\$1,000,000.00		\$6,500,000	\$6,500,000.00	
Right of Way				\$150,000		

#41 Orchard Rd – Jericho Rd to North of US 30

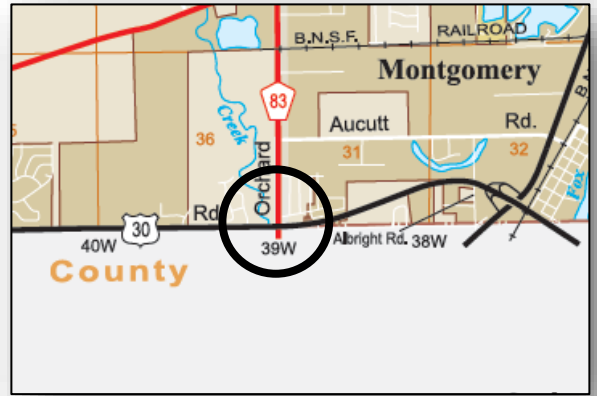
This project consists of the installation of flashing yellow arrows and reflective pavement markings along this remaining section of Orchard Road. This project is funded in part with federal funds.



Phase	2019	2020	2021	2022	2023	MYP
Phase 2Eng	\$117,113.00					
Phase 3 Eng		\$36,000.00				
Construction		\$36,000.00				

#42 Orchard Rd. at US 30

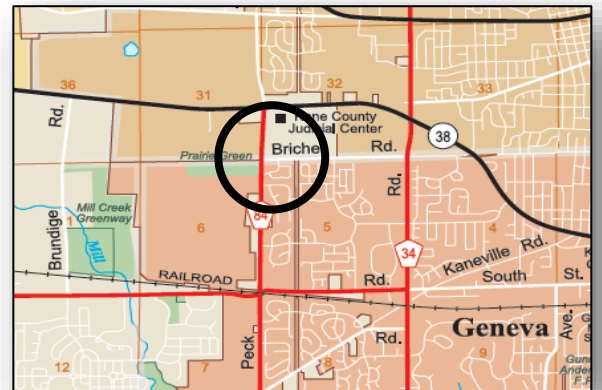
This project consists of the installation of a additional left turn lane, southbound right turn lane, and bicycle/pedestrian improvements.



Phase	2019	2020	2021	2022	2023	MYP
Phase 2 Eng	\$175,000.00	175,000.00				
Phase 3 Eng			\$200,000.00			
Construction			\$2,500,000.00		25,875.00	
ROW	\$50,000.00	\$50,000.00				

#43 Peck Rd. at Bricher Rd.

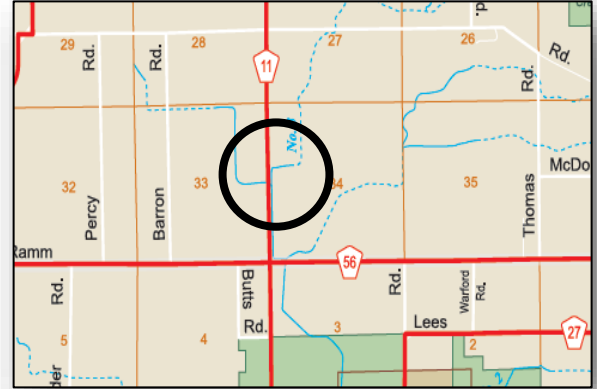
This project consists of fully signaling this intersection and adding turn lanes on both Peck and Bricher Roads.



Phase	2019	2020	2021	2022	2023	MYP
Phase 2 Eng	\$288,507.00					
Phase 3 Eng		\$80,000.00				
Construction		\$800,000.00				

#44 Peplow Rd. over Trib to Virgil Ditch #3

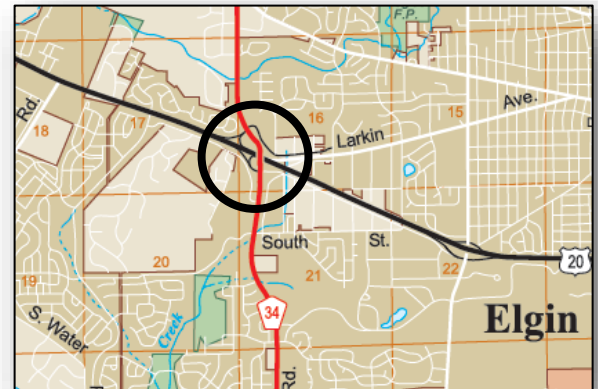
This project consists of the replacement of the existing bridge and the installation of approximately ½ mile of steel sheeting to protect the roadway from the adjacent creek.



Phase	2019	2020	2021	2022	2023	MYP
Phase 3 Eng	\$399,813					
Construction	\$6,400,000.00					
Right of Way	\$200,000.00					

#48 Randall Rd. at Weld Rd. US 20 Ramp

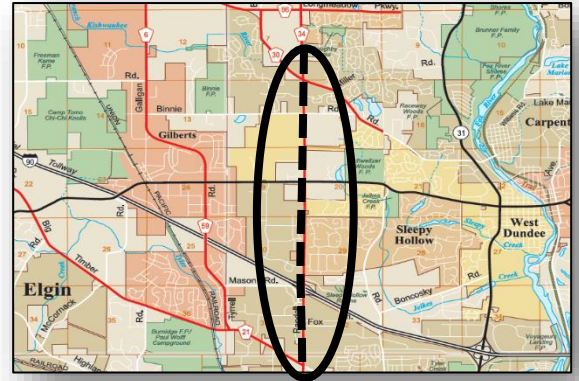
This project consists of constructing a new entrance ramp from northbound Randall Road to eastbound U.S. Route 20. This project is funded in part with federal funds.



Phase	2019	2020	2021	2022	2023	MYP
Phase 2 Eng	\$40,478					
Phase 3 Eng	\$696,924.00					
Construction	\$1,809,410.00					

#51 Randall Rd. from Huntley Rd. to Big Timber Rd.

This project involves the installation of Adaptive Signal Control Technologies to sixteen traffic signal locations along Randall Road. This project is funded in part with federal funds and has been combined with Stage 3 HSIP Randall Road from County Line Road to Silver Glen Road safety improvement project along the same corridor on Randall Road. See Project 14-00436-00-SP for more information.



Phase	2019	2020	2021	2022	2023	MYP
Phase 3 Eng	\$609,100					
Construction	\$2,095,161					

#52 Randall Rd. over UPRR Maintenance

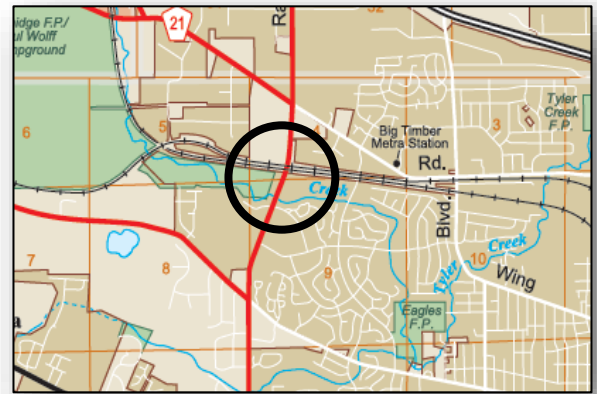
This work consists of repair to an expansion joint.



Phase	2019	2020	2021	2022	2023	MYP
Phase 2 Eng	\$50,000.00					
Phase 3 Eng		\$50,000.00				
Construction		\$500,000.00				

#53 Randall Rd., Tyler Creek, UPRR Joint Repair

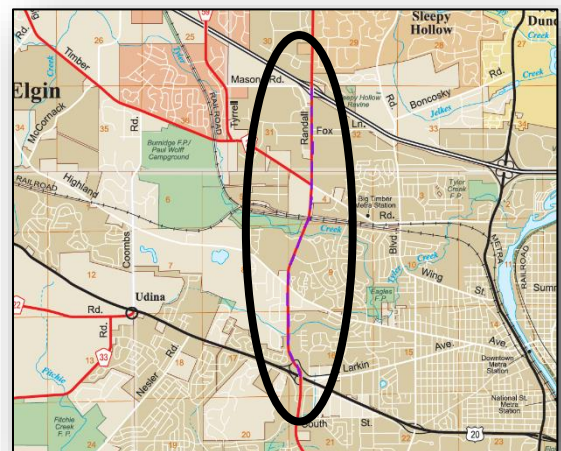
This work consists of repair to an expansion joint.



Phase	2019	2020	2021	2022	2023	MYP
Construction	\$150,000.00					

#54 Randall Rd Transit Infrastructure North of US 20

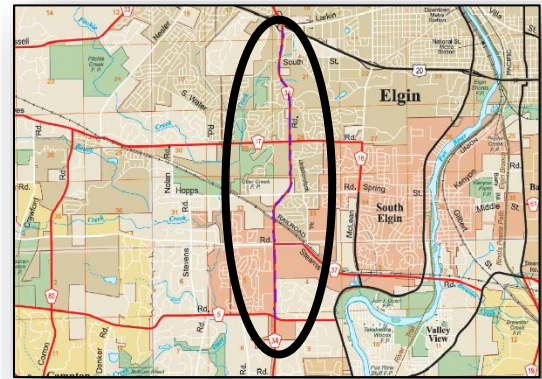
Addition of concrete pads, sidewalks, and bus shelters at Pace bus stops along Randall Road.



Phase	2019	2020	2021	2022	2023	MYP
Phase 1	\$250,000.00			\$250,000		\$1,600,00.00

#55 Randall Rd Transit Infrastructure South of US 20

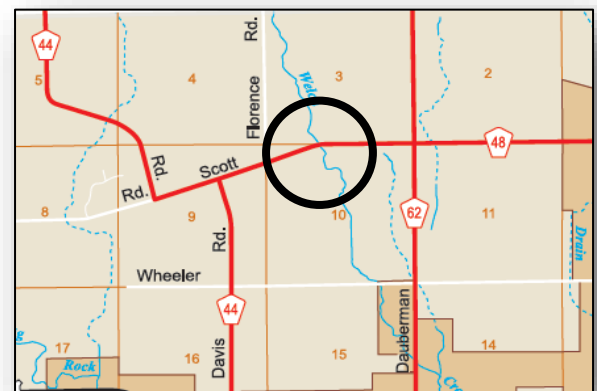
Addition of concrete pads, sidewalks, and bus shelters at Pace bus stops along Randall Road.



Phase	2019	2020	2021	2022	2023	MYP
Construction	\$187,000.00					

#56 Scott Rd. over Welch Creek Maintenance

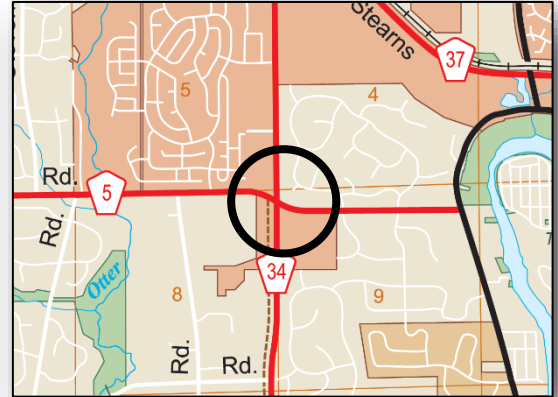
This work consists of the repair of various elements on the existing structure such as concrete repair, guardrail repair and other items.



Phase	2019	2020	2021	2022	2023	MYP
Phase 2 Eng	\$25,000.00					
Construction		\$150,000.00				

#57 Silver Glen at Randall Rd

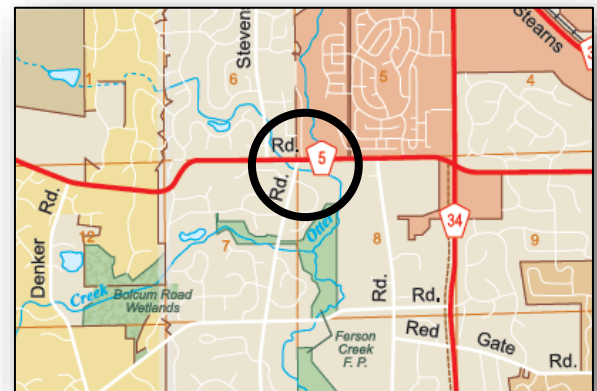
Proposed intersection improvements to the Silver Glen Road at Randall Road intersection.



Phase	2019	2020	2021	2022	2023	MYP
Phase 2 Eng	\$40,000.00					
Phase 3 Eng		\$40,000				
Construction		\$400,000				

#58 Silver Glen Rd. over Otter Creek

Proposed improvements will include total replacement of both the road and pedestrian bridges. Work on the multi-use path is included in the project scope. This project is funded in part with federal funds.

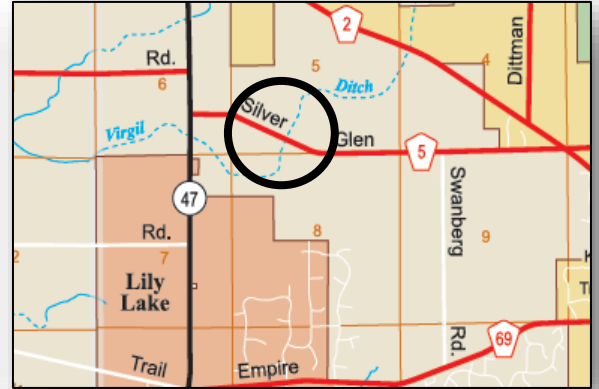


Phase	2019	2020	2021	2022	2023	MYP
Phase 2 Eng	\$51,957.00					
Phase 3 Eng	\$357,310.00					
Construction	\$452,788.00					

#59 Silver Glen Rd. over Virgil

Ditch #2

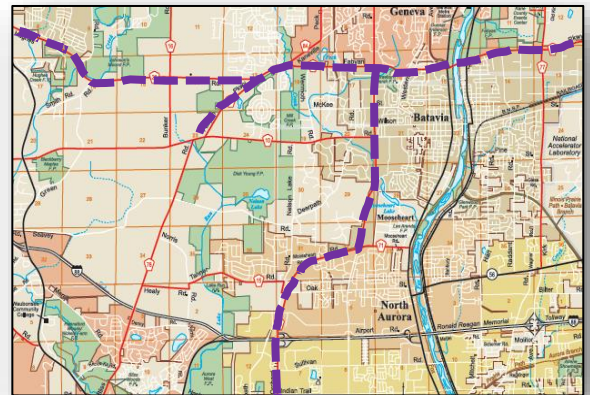
This work consists of replacement of the existing large diameter steel culvert under Silver Glen Road.



Phase	2019	2020	2021	2022	2023	MYP
Construction	\$750,000.00					

#60 Stage 2 HSIP – Orchard, Randall, Fabyan, Hughes

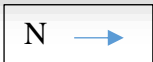
This project involves the installation of various safety improvements including dynamic speed warning signs, adding signal heads, and protected left-turn only flashing yellow arrows at selected intersections along the indicated corridors. This project is funded in part with federal funds.



Phase	2019	2020	2021	2022	2023	MYP
Phase 3 Eng	\$324,503.00	\$324,503.00				
Construction	\$418,933.00	\$418,933.00				

#61 Stage 3 HSIP – Randall – North County Line to Silver Glen

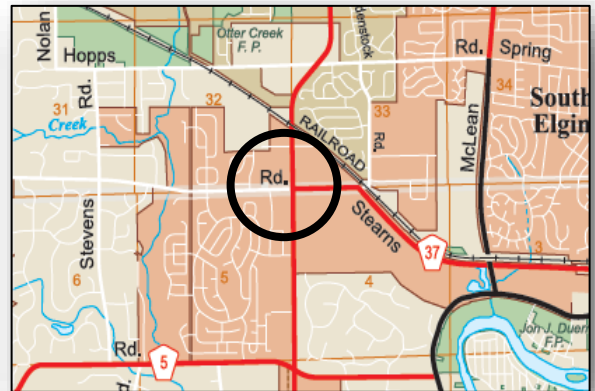
This project involves the introduction of various safety improvements including driver feedback signs, larger speed limit signs, flashing yellow arrows, signal modernization at Hopps Road intersection, and signal heads at center lane position. This project is funded in part with federal fund and has been combined with the Adaptive Signal Control Project. See Project 14-00441-00-TL for more information.



Phase	2019	2020	2021	2022	2023	MYP
Phase 3 Eng	\$304,550.00	\$304,550.00				
Construction	\$1,047,581.00	\$1,047,581.00				

#62 Stearns Rd. at Randall Rd.

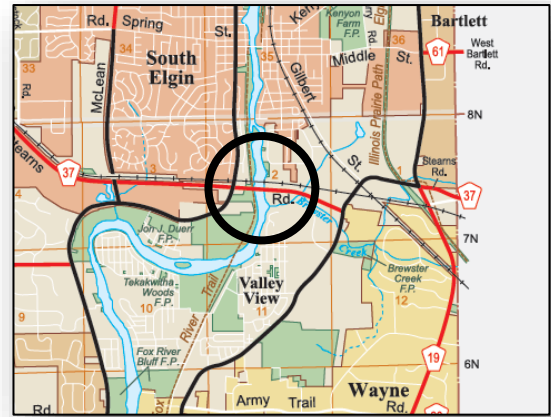
The planned improvements include adding a third through lane to northbound and southbound Randall Road, and construction of a multi-use path along the west side of Randall Road and the north side of McDonald Road. This project is funded in part with federal funds.



Phase	2019	2020	2021	2022	2023	MYP
Phase 2 Eng	\$14,311.00					
Phase 3 Eng	\$471,251.00					
Construction	\$1,172,949.00					

#63 Stearns Rd. over Fox River Maintenance

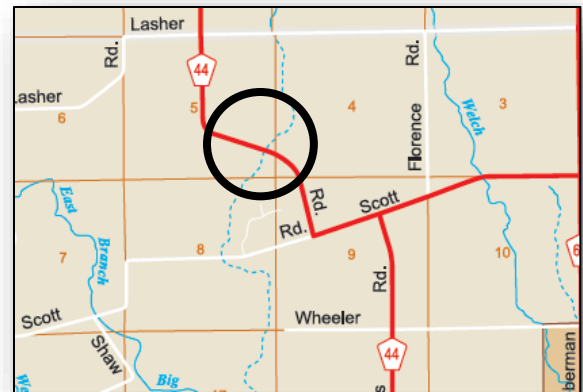
This project consists of ongoing routine maintenance to the bridge over the Fox River.



Phase	2019	2020	2021	2022	2023	MYP
Phase 2 Eng	\$12,500.00					
Construction		\$100,000.00				

#64 Swan Rd. over Branch of Big Rock Creek

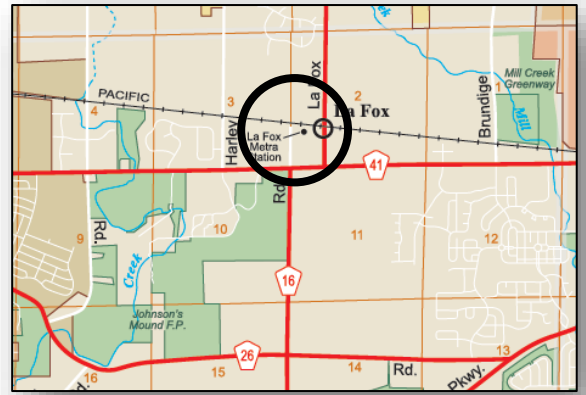
This work consists of the repair of various elements on the existing structure such as concrete repair, guardrail repair and other items.



Phase	2019	2020	2021	2022	2023	MYP
Phase 2 Eng	\$12,500.00					
Construction		\$50,000.00				

#65 Union Pacific Railroad over Bunker Rd.

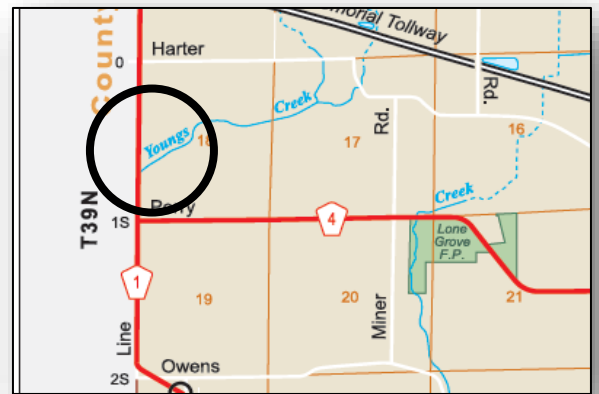
This project consists of maintenance to the railroad bridge, including painting.



Phase	2019	2020	2021	2022	2023	MYP
Phase 2 Eng	\$12,500.00					
Construction		\$200,000.00				

#66 West County Line over Young's Creek

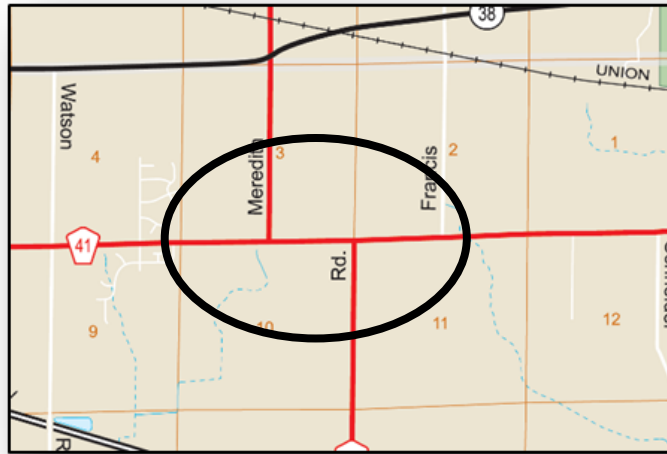
This work consists of replacing the existing bridge structure.



Phase	2019	2020	2021	2022	2023	MYP
Phase 1 Eng	\$182,000.00					
Phase 2 Eng		\$191,000.00				
Phase 3 Eng			\$134,000.00			
Construction			\$268,000.00			
Right of Way		\$63,800.00				

The following projects are studies or early engineering work which will help KDOT determine options for improving these intersections or corridors. The projects reflect input from our residents and Kane County Board members on what projects should be a priority for Kane County.

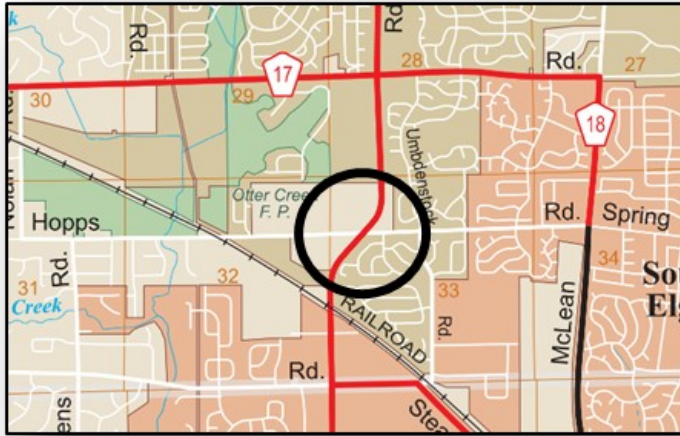
#12 Dauberman Road/Meredith Road realignment feasibility study
\$300,000



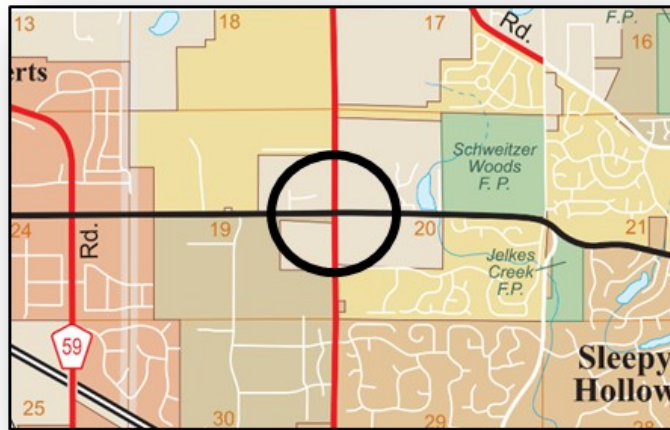
#18 Fabyan Parkway IL Route 31 to IL Route 25 feasibility study—
\$400,000—2019
\$350,000—2020



#45 Randall Road at Hopps Road study—\$250,000



#46 Randall Road at IL Route 72 engineering—\$400,000



#47 Randall Road at I-90 study— \$300,000



KANE COUNTY ILLINOIS

FISCAL YEAR 2019 BUDGET



Prepared by the
Kane County Finance Department
719 S. Batavia Avenue Building A, 3rd Floor
Geneva, IL 60134
www.countyofkane.org

**COUNTY HIGHWAY
300.520.520**

The Kane County Division of Transportation is responsible for the planning, design, construction, and maintenance of the approximately 302 miles of county highways and bridges. In addition, the Division of Transportation provides technical assistance to all 16 Township Highway Commissioners and is the lead agency for township projects constructed or maintained with Motor Fuel Tax funding. Technical assistance to the townships includes: engineering reviews and assistance, preparing general maintenance contracts, and occasional plan design. The staff also works closely with local citizens and agencies, as well as with the Federal Highway Administration, the Illinois Department of Transportation, and the Chicago Metropolitan Agency for Planning, the Regional Transportation Authority, and the Kane/Kendall Council of Mayors on various local and regional transportation projects and planning efforts. These efforts include coordination on County and municipal development activities such as subdivision and zoning reviews. In 2018 the Division of Transportation is comprised of 32 maintenance personnel and 36 professional, technical, and clerical personnel, totaling 68 full-time employees.

2018 PROJECT RECAP	CONTINUING	COMPLETED
Continued to provide a wide range of quality services to the County and the motoring public for safe and efficient use of county and local roadways	X	
Updated the Kane County Five-Year Transportation Improvement Program	X	
Implemented various capacity projects and traffic engineering strategies such as traffic signal interconnects and safety improvements to enhance the County Highway System	X	
Explored funding resources and funding alternatives for transportation improvements	X	
Administered the Kane County Adopt-A-Highway Program	X	

KEY PERFORMANCE MEASURES	2017	2018
Roadway resurfacing lane miles	41	26
Crack Sealing lane miles	16	15
Miles of roadway constructed	5	5
Number of active bridge construction/rehab. projects	16	4
Number of active bridge maintenance projects	3	7
Number of signaled intersections maintained	118	118
Number of street light poles maintained	1,127	1,127
Number of active projects	69	78
Access permits issued	244	225
Moving permits issued	2,963	2,800
Receipts processed	1,735	1,800
Payable invoices processed	2,779	2,800
Purchase orders processed	327	330
ROW parcels acquired	16	15

COUNTY HIGHWAY 300.520.520

2019 GOALS AND OBJECTIVES

- Continue to provide a wide range of quality services to the County and the motoring public for safe and efficient use of county and local roadways
- Update the Kane County Five-Year Transportation Improvement Program
- Continue the department's efforts to enhance access, construction, utility and overweight/oversized vehicles permit administration
- Continue efforts to enhance the County Highway System through implementing various capacity projects and traffic engineering strategies as traffic signal interconnects and safety improvements
- Continue to explore funding resources and funding alternatives for transportation improvements

POSITION SUMMARY			
Category	FY 2017	FY 2018	Projected 2019
Full Time	35	35	35
Full Time Other*	0	0	0
Part Time Regular	4	4	4
Part Time Other*	0	0	0
Total Budgeted Positions:	39	39	39

*Other
Elected Officials
Per Diem
Commissioners

Fund/Sub-Department	2017 Actual Amount	2018 Amended Budget	2019 Adopted Budget	% Change 2018-2019
Fund: 300 - County Highway				
REVENUES				
Department: 520 - Transportation				
Sub-Department: 000 - Revenues				
<i>Property Taxes</i>				
30000 Property Taxes	\$ 4,992,683	\$ 5,010,909	\$ 5,010,909	0.00%
<i>Total: Property Taxes</i>				0.00%
<i>Licenses and Permits</i>				
31350 Oversized Moving Permits	\$ 215,105	\$ 250,000	\$ 225,000	-10.00%
31370 Roadway Access Permits	\$ 120,985	\$ 145,000	\$ 125,000	-13.79%
<i>Total: Licenses and Permits</i>				-11.39%
<i>Charges for Services</i>				
34640 Engineering Fees	\$ 26,000	\$ 24,000	\$ 28,000	16.67%
34650 Sale of Various Material Fees	\$ 356	\$ 1,750	\$ 1,750	0.00%
35340 Township Administration Fee	\$ 4,006	\$ 5,000	\$ 5,000	0.00%
<i>Total: Charges for Services</i>				13.01%
<i>Reimbursements</i>				
37150 KDOT Service Reimbursement - Federal	\$ 5,830	\$ -	\$ -	N/A
37140 KDOT Planner Reimbursement	\$ 204,135	\$ 175,000	\$ 175,000	0.00%
37900 Miscellaneous Reimbursement	\$ 76,222	\$ 35,000	\$ 35,000	0.00%
<i>Total: Reimbursements</i>				0.00%
<i>Interest Revenue</i>				
38000 Investment Income	\$ 97,146	\$ 50,000	\$ 70,000	40.00%
<i>Total: Interest Revenue</i>				40.00%
<i>Other</i>				
38530 Auction Sales	\$ 360	\$ 17,200	\$ 10,000	-41.86%
38900 Miscellaneous Other	\$ 19,792	\$ 2,000	\$ 2,000	0.00%
<i>Total: Other</i>				-37.50%

COUNTY HIGHWAY 300.520.520

Fund/Sub-Department		2017 Actual Amount	2018 Amended Budget	2019 Adopted Budget	% Change 2018-2019
<i>Transfers In</i>					
39000	Transfer From Other Funds	\$ 109,064	\$ 100,750	\$ 103,000	2.23%
<i>Total: Transfers In</i>		\$ 109,064	\$ 100,750	\$ 103,000	2.23%
<i>Cash on Hand</i>					
39900	Cash On Hand	\$ -	\$ 1,730,995	\$ 3,181,483	83.80%
<i>Total: Cash on Hand</i>		\$ -	\$ 1,730,995	\$ 3,181,483	83.80%
Sub-Department Total: 000 - Revenues		\$ 5,871,683	\$ 7,547,604	\$ 8,972,142	18.87%
Department Total: 520 - Transportation		\$ 5,871,683	\$ 7,547,604	\$ 8,972,142	18.87%
REVENUES Total		\$ 5,871,683	\$ 7,547,604	\$ 8,972,142	18.87%
EXPENSES					
Department: 520 - Transportation					
Sub-Department: 520 - County Highway					
<i>Personnel Services- Salaries & Wages</i>					
40000	Salaries and Wages	\$ 2,284,142	\$ 2,634,386	\$ 2,634,281	0.00%
40200	Overtime Salaries	\$ 69,448	\$ 50,135	\$ 50,135	0.00%
<i>Total: Personnel Services- Salaries & Wages</i>		\$ 2,353,589	\$ 2,684,521	\$ 2,684,416	0.00%
<i>Personnel Services- Employee Benefits</i>					
45000	Healthcare Contribution	\$ 405,706	\$ 504,153	\$ 603,108	19.63%
45009	Healthcare Subsidy	\$ (19,432)	\$ -	\$ -	N/A
45010	Dental Contribution	\$ 15,194	\$ 18,980	\$ 17,150	-9.64%
45019	Dental Subsidy	\$ (1,320)	\$ -	\$ -	N/A
45100	FICA/SS Contribution	\$ 172,215	\$ 205,366	\$ 205,358	0.00%
45200	IMRF Contribution	\$ 224,184	\$ 254,493	\$ 196,231	-22.89%
<i>Total: Personnel Services- Employee Benefits</i>		\$ 796,547	\$ 982,992	\$ 1,021,847	3.95%
<i>Contractual Services</i>					
50140	Engineering Services	\$ 430,016	\$ 840,643	\$ 866,500	3.08%
50150	Contractual/Consulting Services	\$ 295,847	\$ 75,000	\$ 1,126,934	1402.58%
50160	Legal Services	\$ 87,961	\$ 101,000	\$ 101,000	0.00%
50210	Medical/Dental/Hospital Services	\$ 3,720	\$ 5,100	\$ 5,100	0.00%
50330	Northeast IL Plan and Metro Svcs	\$ 27,143	\$ 89,225	\$ 91,276	2.30%
50340	Software Licensing Cost	\$ 48,231	\$ 175,367	\$ 164,323	-6.30%
50480	Security Services	\$ 4,986	\$ 6,000	\$ 6,000	0.00%
52000	Disposal and Water Softener Svcs	\$ 21,966	\$ 11,000	\$ 25,000	127.27%
52010	Janitorial Services	\$ 18,651	\$ 20,000	\$ 20,000	0.00%
52020	Repairs and Maintenance- Roads	\$ 48	\$ -	\$ -	N/A
52110	Repairs and Maint- Buildings	\$ 31,762	\$ 18,000	\$ 20,000	11.11%
52120	Repairs and Maint- Grounds	\$ 5,100	\$ 8,000	\$ 8,000	0.00%
52140	Repairs and Maint- Copiers	\$ 4,493	\$ 8,500	\$ 5,340	-37.18%
52150	Repairs and Maint- Comm Equip	\$ 275	\$ 1,000	\$ 1,000	0.00%
52160	Repairs and Maint- Equipment	\$ 11,498	\$ 20,000	\$ 20,000	0.00%
52230	Repairs and Maint- Vehicles	\$ 13,280	\$ 36,000	\$ 36,000	0.00%
52240	Repairs and Maint- Office Equip	\$ 273	\$ 2,000	\$ 2,000	0.00%
53000	Liability Insurance	\$ 82,762	\$ 46,366	\$ 49,262	6.25%
53010	Workers Compensation	\$ 105,696	\$ 56,903	\$ 65,858	15.74%
53020	Unemployment Claims	\$ 7,978	\$ 3,689	\$ 2,898	-21.44%
53060	General Printing	\$ 894	\$ 1,500	\$ 1,500	0.00%
53070	Legal Printing	\$ 2,866	\$ 4,000	\$ 4,000	0.00%
53080	Mapping	\$ 7,858	\$ 5,000	\$ 13,000	160.00%
53100	Conferences and Meetings	\$ 24,467	\$ 28,100	\$ 28,100	0.00%
53110	Employee Training	\$ 15,387	\$ 18,000	\$ 18,000	0.00%
53120	Employee Mileage Expense	\$ 5,878	\$ 5,500	\$ 6,500	18.18%
53130	General Association Dues	\$ 21,204	\$ 24,060	\$ 24,258	0.82%
55000	Miscellaneous Contractual Exp	\$ 541	\$ 6,500	\$ 6,000	-7.69%
<i>Total: Contractual Services</i>		\$ 1,280,780	\$ 1,616,453	\$ 2,717,849	68.14%

COUNTY HIGHWAY 300.520.520

Fund/Sub-Department		2017 Actual Amount	2018 Amended Budget	2019 Adopted Budget	% Change 2018-2019
<i>Commodities</i>					
60000	Office Supplies	\$ 20,970	\$ 20,000	\$ 22,500	12.50%
60010	Operating Supplies	\$ 15,111	\$ 15,000	\$ 15,000	0.00%
60040	Postage	\$ 1,384	\$ 2,000	\$ 2,000	0.00%
60050	Books and Subscriptions	\$ 1,189	\$ 2,200	\$ 2,200	0.00%
60070	Computer Hardware- Non Capital	\$ 1,369	\$ 10,000	\$ 25,600	156.00%
60340	Buildings and Grounds Supplies	\$ 6,267	\$ 10,300	\$ 10,300	0.00%
60380	Liquid Salt	\$ 3,870	\$ 15,300	\$ 15,300	0.00%
60400	Crushed Stone	\$ 9,272	\$ 10,000	\$ 10,000	0.00%
60430	Sign Material	\$ 45,113	\$ 50,000	\$ 55,000	10.00%
63000	Utilities- Natural Gas	\$ 26,497	\$ 45,000	\$ 45,000	0.00%
63010	Utilities- Electric	\$ 35,353	\$ 36,000	\$ 36,000	0.00%
63020	Utilities- Intersect Lighting	\$ 122,221	\$ 145,000	\$ 145,000	0.00%
63040	Fuel- Vehicles	\$ 139,298	\$ 325,000	\$ 325,000	0.00%
64000	Telephone	\$ 30,061	\$ 40,000	\$ 40,000	0.00%
64010	Cellular Phone	\$ 16,433	\$ 22,000	\$ 22,000	0.00%
<i>Total: Commodities</i>		\$ 474,408	\$ 747,800	\$ 770,900	3.09%
<i>Capital</i>					
74010	Highway Right of Way	\$ 61,365	\$ 200,000	\$ 200,000	0.00%
72010	Building Improvements	\$ 139,475	\$ 404,000	\$ 233,000	-42.33%
73000	Road Construction	\$ (17,052)	\$ -	\$ 12,473	N/A
70000	Computers	\$ 34,373	\$ 6,000	\$ -	-100.00%
70020	Computer Software- Capital	\$ 74,913	\$ 378,500	\$ 372,500	-1.59%
70060	Communications Equipment	\$ 855	\$ 3,000	\$ -	-100.00%
70070	Automotive Equipment	\$ 355,079	\$ -	\$ 424,000	N/A
70080	Office Furniture	\$ 4,029	\$ 40,000	\$ 40,000	0.00%
70090	Office Equipment	\$ -	\$ 2,500	\$ -	-100.00%
70100	Copiers	\$ 5,129	\$ 10,000	\$ 10,000	0.00%
70110	Machinery and Equipment	\$ 239,593	\$ 198,442	\$ 217,761	9.74%
70120	Special Purpose Equipment	\$ -	\$ 6,000	\$ -	-100.00%
<i>Total: Capital</i>		\$ 897,759	\$ 1,248,442	\$ 1,509,734	20.93%
<i>Transfers Out</i>					
99000	Transfer To Other Funds	\$ -	\$ 267,396	\$ 267,396	0.00%
<i>Total: Transfers Out</i>		\$ -	\$ 267,396	\$ 267,396	0.00%
Sub-Department Total: 520 - County Highway		\$ 5,803,082	\$ 7,547,604	\$ 8,972,142	18.87%
Department Total: 520 - Transportation		\$ 5,803,082	\$ 7,547,604	\$ 8,972,142	18.87%
EXPENSES Total		\$ 5,803,082	\$ 7,547,604	\$ 8,972,142	18.87%
Fund REVENUE Total: 300 - County Highway		\$ 5,871,683	\$ 7,547,604	\$ 8,972,142	18.87%
Fund EXPENSE Total: 300 - County Highway		\$ 5,803,082	\$ 7,547,604	\$ 8,972,142	18.87%

COUNTY BRIDGE 301.520.521

This fund is primarily used to provide resources for projects that involve bridge and structural inspections through the Kane County Division of Transportation.

2018 PROJECT RECAP	CONTINUING	COMPLETED
Inspected various County and Township bridges	X	
Continued design/planning phase of various Bridge Maintenance Projects	X	

KEY PERFORMANCE MEASURES	2017	2018
Number of bridge inspections	81	94

2019 GOALS AND OBJECTIVES

- Inspect various County and Township bridges

POSITION SUMMARY			
Category	FY 2017	FY 2018	Projected 2019
Full Time	0	0	0
Full Time Other*	0	0	0
Part Time Regular	0	0	0
Part Time Other*	0	0	0
Total Budgeted Positions:	0	0	0

*Other
Elected Officials
Per Diem
Commissioners

COUNTY BRIDGE

301.520.521

Fund/Sub-Department	2017 Actual Amount	2018 Amended Budget	2019 Adopted Budget	% Change 2018-2019
Fund: 301 - County Bridge				
REVENUES				
Department: 520 - Transportation				
Sub-Department: 000 - Revenues				
<i>Property Taxes</i>				
30000 Property Taxes	\$ 311,494	\$ 312,695	\$ 312,695	0.00%
<i>Total: Property Taxes</i>				
	\$ 311,494	\$ 312,695	\$ 312,695	0.00%
<i>Reimbursements</i>				
37152 KDOT Service Reimbursement - Other	\$ -	\$ 15,000	\$ 15,000	0.00%
<i>Total: Reimbursements</i>				
	\$ -	\$ 15,000	\$ 15,000	0.00%
<i>Interest Revenue</i>				
38000 Investment Income	\$ 4,966	\$ 2,000	\$ 2,250	12.50%
<i>Total: Interest Revenue</i>				
	\$ 4,966	\$ 2,000	\$ 2,250	12.50%
<i>Cash on Hand</i>				
39900 Cash On Hand	\$ -	\$ 30,305	\$ 75,055	147.67%
<i>Total: Cash on Hand</i>				
	\$ -	\$ 30,305	\$ 75,055	147.67%
Sub-Department Total: 000 - Revenues				
	\$ 316,461	\$ 360,000	\$ 405,000	12.50%
Department Total: 520 - Transportation				
	\$ 316,461	\$ 360,000	\$ 405,000	12.50%
REVENUES Total				
	\$ 316,461	\$ 360,000	\$ 405,000	12.50%
EXPENSES				
Department: 520 - Transportation				
Sub-Department: 521 - County Bridge				
<i>Contractual Services</i>				
52100 Bridge Inspection	\$ 342,583	\$ 360,000	\$ 405,000	12.50%
<i>Total: Contractual Services</i>				
	\$ 342,583	\$ 360,000	\$ 405,000	12.50%
Sub-Department Total: 521 - County Bridge				
	\$ 342,583	\$ 360,000	\$ 405,000	12.50%
Department Total: 520 - Transportation				
	\$ 342,583	\$ 360,000	\$ 405,000	12.50%
EXPENSES Total				
	\$ 342,583	\$ 360,000	\$ 405,000	12.50%
Fund REVENUE Total: 301 - County Bridge				
	\$ 316,461	\$ 360,000	\$ 405,000	12.50%
Fund EXPENSE Total: 301 - County Bridge				
	\$ 342,583	\$ 360,000	\$ 405,000	12.50%

MOTOR FUEL TAX 302.520.522

This fund is primarily used for the Kane County Division of Transportation's maintenance activities which include removing snow and ice, roadway striping, monitoring traffic signals, replacing and installing traffic signs through our in-house sign shop, mowing right-of-ways, resurfacing roadways, repairing pavement and shoulders, improving drainage systems and administering the Kane County Adopt-A-Highway Program.

2018 PROJECT RECAP	CONTINUING	COMPLETED
Continued efforts to implement operating procedures to improve work efficiency and the operating life of vehicles, equipment and transportation facilities	X	
Continued efforts to research and develop alternative striping methods and plowing techniques to extend life expectancy of roadway striping	X	
Payment of bond debt service	X	

KEY PERFORMANCE MEASURES	2017	2018
Roadway resurfacing lane miles	41	26
Crack Sealing lane miles	16	15
Miles of roadway constructed	5	5
Number of active bridge construction/rehab. projects	16	4
Number of active bridge maintenance projects	3	7
Number of signaled intersections maintained	188	118
Number of street light poles maintained	1,127	1,127
Number of active projects	69	78

2019 GOALS AND OBJECTIVES

- Continue to provide a wide range of maintenance services to the County and motoring public for safe and efficient use of County and local roadways
- Continue efforts to revise and develop standard operating procedures for most maintenance activities in an effort to improve work efficiency and the operating life of vehicles, equipment and transportation facilities
- Continue research and development of alternative striping methods and plowing techniques to extend life expectancy of roadway striping
- Payment of Bond Debt Service

POSITION SUMMARY

Category	FY 2017	FY 2018	Projected 2019
Full Time	33	33	33
Full Time Other*	0	0	0
Part Time Regular	8	8	8
Part Time Other*	0	0	0
Total Budgeted Positions:	41	41	41

*Other
Elected Officials
Per Diem
Commissioners

MOTOR FUEL TAX

302.520.522

Fund/Sub-Department	2017 Actual Amount	2018 Amended Budget	2019 Adopted Budget	% Change 2018-2019
Fund: 302 - Motor Fuel Tax				
REVENUES				
Department: 520 - Transportation				
Sub-Department: 000 - Revenues				
Other Taxes				
30140 Motor Fuel Tax	\$ 6,532,265	\$ 6,250,000	\$ 6,250,000	0.00%
<i>Total: Other Taxes</i>				
	\$ 6,532,265	\$ 6,250,000	\$ 6,250,000	0.00%
Reimbursements				
37150 KDOT Service Reimbursement - Federal	\$ 523,412	\$ -	\$ 939,600	N/A
37151 KDOT Service Reimbursement - State	\$ 170,051	\$ -	\$ -	N/A
37160 Cty Engineer Salary Reimbursemt	\$ 82,192	\$ 83,836	\$ 86,351	3.00%
<i>Total: Reimbursements</i>				
	\$ 775,655	\$ 83,836	\$ 1,025,951	1123.76%
Interest Revenue				
38000 Investment Income	\$ 107,103	\$ 50,000	\$ 85,000	70.00%
<i>Total: Interest Revenue</i>				
	\$ 107,103	\$ 50,000	\$ 85,000	70.00%
Other				
33895 Supplemental State Distribution	\$ 930,753	\$ -	\$ -	N/A
38900 Miscellaneous Other	\$ 1,150	\$ -	\$ -	N/A
<i>Total: Other</i>				
	\$ 931,903	\$ -	\$ -	0.00%
Cash on Hand				
39900 Cash On Hand	\$ -	\$ 8,088,734	\$ 4,251,285	-47.44%
<i>Total: Cash on Hand</i>				
	\$ -	\$ 8,088,734	\$ 4,251,285	-47.44%
Sub-Department Total: 000 - Revenues				
	\$ 8,346,926	\$ 14,472,570	\$ 11,612,236	-19.76%
Department Total: 520 - Transportation				
	\$ 8,346,926	\$ 14,472,570	\$ 11,612,236	-19.76%
REVENUES Total				
	\$ 8,346,926	\$ 14,472,570	\$ 11,612,236	-19.76%
EXPENSES				
Department: 520 - Transportation				
Sub-Department: 522 - Motor Fuel Tax				
Personnel Services- Salaries & Wages				
40000 Salaries and Wages	\$ 2,184,758	\$ 2,366,161	\$ 2,359,171	-0.30%
40200 Overtime Salaries	\$ 139,783	\$ 230,621	\$ 230,621	0.00%
<i>Total: Personnel Services- Salaries & Wages</i>				
	\$ 2,324,541	\$ 2,596,782	\$ 2,589,792	-0.27%
Personnel Services- Employee Benefits				
45000 Healthcare Contribution	\$ 67,266	\$ 67,384	\$ 71,475	6.07%
45009 Healthcare Subsidy	\$ (3,222)	\$ -	\$ -	N/A
45010 Dental Contribution	\$ 2,444	\$ 2,576	\$ 2,544	-1.24%
45019 Dental Subsidy	\$ (212)	\$ -	\$ -	N/A
45100 FICA/SS Contribution	\$ 170,219	\$ 198,654	\$ 198,120	-0.27%
45200 IMRF Contribution	\$ 224,544	\$ 246,175	\$ 189,314	-23.10%
45410 Teamsters Contribution	\$ 408,834	\$ 541,140	\$ 588,120	8.68%
<i>Total: Personnel Services- Employee Benefits</i>				
	\$ 869,873	\$ 1,055,929	\$ 1,049,573	-0.60%
Contractual Services				
50140 Engineering Services	\$ -	\$ 589,212	\$ 1,024,500	73.88%
50510 Debt Administration Cost	\$ 450	\$ 450	\$ 550	22.22%
53000 Liability Insurance	\$ -	\$ 41,645	\$ 44,117	5.94%
53010 Workers Compensation	\$ -	\$ 51,110	\$ 58,980	15.40%
53020 Unemployment Claims	\$ -	\$ 3,313	\$ 2,596	-21.64%
<i>Total: Contractual Services</i>				
	\$ 450	\$ 685,730	\$ 1,130,743	64.90%
Capital				
74010 Highway Right of Way	\$ 523,412	\$ -	\$ 150,000	N/A
73000 Road Construction	\$ -	\$ 6,641,954	\$ 3,197,190	-51.86%
<i>Total: Capital</i>				
	\$ 523,412	\$ 6,641,954	\$ 3,347,190	-49.61%
Transfers Out				
99000 Transfer To Other Funds	\$ 3,496,800	\$ 3,492,175	\$ 3,494,938	0.08%
<i>Total: Transfers Out</i>				
	\$ 3,496,800	\$ 3,492,175	\$ 3,494,938	0.08%
Sub-Department Total: 522 - Motor Fuel Tax				
	\$ 7,215,076	\$ 14,472,570	\$ 11,612,236	-19.76%
Department Total: 520 - Transportation				
	\$ 7,215,076	\$ 14,472,570	\$ 11,612,236	-19.76%
EXPENSES Total				
	\$ 7,215,076	\$ 14,472,570	\$ 11,612,236	-19.76%
Fund REVENUE Total: 302 - Motor Fuel Tax				
	\$ 8,346,926	\$ 14,472,570	\$ 11,612,236	-19.76%
Fund EXPENSE Total: 302 - Motor Fuel Tax				
	\$ 7,215,076	\$ 14,472,570	\$ 11,612,236	-19.76%

COUNTY HIGHWAY MATCHING 303.520.523

This fund is used primarily by the Kane County Division of Transportation to match funds for rock salt in the Motor Fuel Local Option Fund.

2018 PROJECT RECAP	CONTINUING	COMPLETED
Matched funds for maintenance material- rock salt	X	

2019 GOALS AND OBJECTIVES

- Match funds for maintenance material- rock salt

POSITION SUMMARY			
Category	FY 2017	FY 2018	Projected 2019
Full Time	0	0	0
Full Time Other*	0	0	0
Part Time Regular	0	0	0
Part Time Other*	0	0	0
Total Budgeted Positions:	0	0	0

*Other

Elected Officials

Per Diem

Commissioners

Fund/Sub-Department	2017 Actual Amount	2018 Amended Budget	2019 Adopted Budget	% Change 2018-2019
Fund: 303 - County Highway Matching				
REVENUES				
Department: 520 - Transportation				
Sub-Department: 000 - Revenues				
Property Taxes				
30000 Property Taxes	\$ 64,822	\$ 65,125	\$ 65,125	0.00%
<i>Total: Property Taxes</i>	\$ 64,822	\$ 65,125	\$ 65,125	0.00%
Interest Revenue				
38000 Investment Income	\$ 1,197	\$ 200	\$ 1,000	400.00%
<i>Total: Interest Revenue</i>	\$ 1,197	\$ 200	\$ 1,000	400.00%
Cash on Hand				
39900 Cash On Hand	\$ -	\$ 1,945	\$ 1,145	-41.13%
<i>Total: Cash on Hand</i>	\$ -	\$ 1,945	\$ 1,145	-41.13%
Sub-Department Total: 000 - Revenues	\$ 66,020	\$ 67,270	\$ 67,270	0.00%
Department Total: 520 - Transportation	\$ 66,020	\$ 67,270	\$ 67,270	0.00%
REVENUES Total	\$ 66,020	\$ 67,270	\$ 67,270	0.00%
EXPENSES				
Department: 520 - Transportation				
Sub-Department: 523 - County Highway Matching				
Commodities				
60390 Rock Salt	\$ -	\$ 67,270	\$ 67,270	0.00%
<i>Total: Commodities</i>	\$ -	\$ 67,270	\$ 67,270	0.00%
Sub-Department Total: 523 - County Highway Matching	\$ -	\$ 67,270	\$ 67,270	0.00%
Department Total: 520 - Transportation	\$ -	\$ 67,270	\$ 67,270	0.00%
EXPENSES Total	\$ -	\$ 67,270	\$ 67,270	0.00%
Fund REVENUE Total: 303 - County Highway Matching	\$ 66,020	\$ 67,270	\$ 67,270	0.00%
Fund EXPENSE Total: 303 - County Highway Matching	\$ -	\$ 67,270	\$ 67,270	0.00%

**MOTOR FUEL LOCAL OPTION
304.520.524**

This fund is primarily used by the Kane County Division of Transportation to provide resources for various road maintenance and bridge construction projects.

2018 PROJECT RECAP	CONTINUING	COMPLETED
Funds for Maintenance Material-Rock Salt	X	
Highway Crack Sealing and Marking Program	X	
Pavement Preservation Program	X	
Pavement Resurfacing Program	X	
Randall Road over Sandy Creek	X	
Traffic Signal Maintenance and repair	X	
Continued various bridge maintenance projects	X	

KEY PERFORMANCE MEASURES	2017	2018
Roadway resurfacing lane miles	41	26
Crack sealing lane miles	16	15
Miles of roadway constructed	5	5
Number of active bridges construction/rehab. projects	16	4
Number of active bridge maintenance projects	3	7
Number of signaled intersections maintained	118	118
Number of street light poles maintained	1,127	1,127
Number of active projects	69	78
ROW parcels acquired	16	15

MOTOR FUEL LOCAL OPTION

304.520.524

2019 GOALS AND OBJECTIVES

- This fund will be the primary source of our highway maintenance including crack sealing, culvert lining, guardrail program, pavement preservation, pavement resurfacing and pavement marking
- Bridge Maintenance Projects
 - Bliss Road at IL 47
 - Burlington Northern over Orchard Road
 - Burlington Road over Ferson Creek
 - Burlington over Tributary to Virgil Ditch #3 (North)
 - Dauberman Road over I88
 - Dauberman Meredith Realignment Feasibility Study
 - Dunham Road NB over CC&P Railroad
 - Dunham Road SB over CC&P Railroad
 - Fabyan Parkway over Fox River
 - Granart Road over Big Rock Creek
 - Harter Road and Main Street
 - Kaneville Drainage
 - Main Street over Blackberry Creek at IL47
 - Randall Bridge over Mill Creek
 - Randall Bridge over Mill Creek Tributary
 - Randall Road over Union Pacific Railroad
 - Scott Road over Welch Creek
 - Stearns Road over Fox River
 - Swan Road over Branch of Big Rock Creek
 - Union Pacific RR over Bunker Road

POSITION SUMMARY			
Category	FY 2017	FY 2018	Projected 2019
Full Time	0	0	0
Full Time Other*	0	0	0
Part Time Regular	0	0	0
Part Time Other*	0	0	0
Total Budgeted Positions:	0	0	0

*Other
 Elected Officials
 Per Diem
 Commissioners

MOTOR FUEL LOCAL OPTION 304.520.524

Fund/Sub-Department	2017 Actual Amount	2018 Amended Budget	2019 Adopted Budget	% Change 2018-2019
Fund: 304 - Motor Fuel Local Option				
REVENUES				
Department: 520 - Transportation				
Sub-Department: 000 - Revenues				
Other Taxes				
30150 County Local Option Tax	\$ 9,925,640	\$ 9,300,000	\$ 9,900,000	6.45%
<i>Total: Other Taxes</i>	\$ 9,925,640	\$ 9,300,000	\$ 9,900,000	6.45%
Reimbursements				
37150 KDOT Service Reimbursement - Federal	\$ 3,264	\$ -	\$ -	N/A
37152 KDOT Service Reimbursement - Other	\$ 12,893	\$ -	\$ 5,000	N/A
37900 Miscellaneous Reimbursement	\$ 87,973	\$ 148,385	\$ 148,000	-0.26%
<i>Total: Reimbursements</i>	\$ 104,130	\$ 148,385	\$ 153,000	3.11%
Interest Revenue				
38000 Investment Income	\$ 165,870	\$ 85,000	\$ 82,500	-2.94%
<i>Total: Interest Revenue</i>	\$ 165,870	\$ 85,000	\$ 82,500	-2.94%
Cash on Hand				
39900 Cash On Hand	\$ -	\$ 6,808,494	\$ 6,994,188	2.73%
<i>Total: Cash on Hand</i>	\$ -	\$ 6,808,494	\$ 6,994,188	2.73%
Sub-Department Total: 000 - Revenues	\$ 10,195,640	\$ 16,341,879	\$ 17,129,688	4.82%
Department Total: 520 - Transportation	\$ 10,195,640	\$ 16,341,879	\$ 17,129,688	4.82%
REVENUES Total	\$ 10,195,640	\$ 16,341,879	\$ 17,129,688	4.82%
EXPENSES				
Department: 520 - Transportation				
Sub-Department: 524 - Motor Fuel Local Option				
Contractual Services				
50140 Engineering Services	\$ 211,379	\$ 775,000	\$ 1,887,600	143.56%
52020 Repairs and Maintenance- Roads	\$ 81,650	\$ 28,000	\$ 130,000	364.29%
52040 Repairs and Maintenance- Bridges	\$ -	\$ 4,275,000	\$ 1,747,580	-59.12%
52050 Repairs and Maint- Cracksealing	\$ 95,437	\$ 625,000	\$ 550,000	-12.00%
52070 Repairs and Maint- Pavement Mark	\$ 603,606	\$ 1,150,000	\$ 1,100,000	-4.35%
52080 Repairs and Maint- Resurfacing	\$ 5,226,740	\$ 6,500,000	\$ 6,250,000	-3.85%
52280 Pavement Preservation	\$ 625,013	\$ 750,000	\$ 750,000	0.00%
<i>Total: Contractual Services</i>	\$ 6,843,823	\$ 14,103,000	\$ 12,415,180	-11.97%
Commodities				
60210 Uniform Supplies	\$ 15,565	\$ 20,000	\$ 20,000	0.00%
60330 Vehicle Parts/Supplies	\$ 88,803	\$ 120,000	\$ 120,000	0.00%
60360 Equipment Parts/Supplies	\$ 68,120	\$ 80,000	\$ 80,000	0.00%
60370 Tools	\$ 7,421	\$ 13,000	\$ 13,000	0.00%
60390 Rock Salt	\$ 520,370	\$ 667,130	\$ 667,130	0.00%
60410 Culverts	\$ 10,379	\$ 12,000	\$ 12,000	0.00%
60420 Road Material	\$ 23,413	\$ 50,000	\$ 50,000	0.00%
60440 Traffic Markers and Barricades	\$ 2,185	\$ 10,000	\$ 10,000	0.00%
63020 Utilities- Intersect Lighting	\$ 434,395	\$ 861,878	\$ 861,878	0.00%
<i>Total: Commodities</i>	\$ 1,170,650	\$ 1,834,008	\$ 1,834,008	0.00%
Capital				
74010 Highway Right of Way	\$ 15,602	\$ -	\$ -	N/A
73000 Road Construction	\$ -	\$ 250,000	\$ 725,000	190.00%
73010 Bridge Construction	\$ -	\$ 100,000	\$ 2,100,000	2000.00%
70110 Machinery and Equipment	\$ 18,160	\$ -	\$ -	N/A
<i>Total: Capital</i>	\$ 33,762	\$ 350,000	\$ 2,825,000	707.14%
Transfers Out				
99000 Transfer To Other Funds	\$ 54,334	\$ 54,871	\$ 55,500	1.15%
<i>Total: Transfers Out</i>	\$ 54,334	\$ 54,871	\$ 55,500	1.15%
Sub-Department Total: 524 - Motor Fuel Local Option	\$ 8,102,570	\$ 16,341,879	\$ 17,129,688	4.82%
Department Total: 520 - Transportation	\$ 8,102,570	\$ 16,341,879	\$ 17,129,688	4.82%
EXPENSES Total	\$ 8,102,570	\$ 16,341,879	\$ 17,129,688	4.82%
Fund REVENUE Total: 304 - Motor Fuel Local Option	\$ 10,195,640	\$ 16,341,879	\$ 17,129,688	4.82%
Fund EXPENSE Total: 304 - Motor Fuel Local Option	\$ 8,102,570	\$ 16,341,879	\$ 17,129,688	4.82%

TRANSPORTATION SALES TAX 305.520.527

This fund is the Kane County Division of Transportation's primary source of capital for various road and bridge construction projects.

2018 PROJECT RECAP	CONTINUING	COMPLETED
Bliss Road over Blackberry Creek		X
Bliss Road over Lake Run	X	
Bliss/Fabyan/Main	X	
Bliss Road at Virgil Gilman Trail		X
Bunker Road from Keslinger Road to La Fox Road	X	
Burlington over Trib to Virgil Ditch No. 3 (North)	X	
Burlington over Trib to Virgil Ditch No. 3 (South)	X	
Dauberman at US 30 and Granart Road	X	
Fabyan and Kirk Multi-Use Path Improvement	X	
Fabyan Parkway at IL 31	X	
Fabyan Parkway at Kirk Road	X	
Harmony Road over Harmony Creek	X	
Harmony Road over Tributary to Hampshire Creek	X	
Kirk Road at Dunham Road	X	
Kirk Road IL56 to Cherry Lane	X	
Kirk Road at Pine Street	X	
Kirk Road over Union Pacific RR and Tyler Creek	X	
Longmeadow-right of way	X	
Longmeadow Parkway (A-1) - Huntley Road to Randall Road		X
Longmeadow B-1 Tree Clearing Improvement		X
Longmeadow Parkway (B-1) - Randall to White Chapel	X	
Longmeadow Parkway (B-2) - East of White Chapel to 31	X	
Longmeadow Parkway (C-1) IL 31 to IL 25	X	
Longmeadow D Tree clearing improvement	X	
Longmeadow Parkway ((D) IL 25 to IL 62	X	
Main Street at Deerpath Road	X	
Peck Road at Bricher Road	X	
Peplow over Tributary of Virgil Ditch #3	X	
Plank over Tributary to Burlington Creek		X
Randall and Weld US20 Ramp	X	
Randall at Red Gate		X
Randall Bridge over Mill Creek Tributary	X	
Randall over UPRR and Tyler Creek	X	
Randall Road transit infrastructure improvements	X	
Randall Road from Huntly Road	X	
Silver Glen over Otter Creek Branch	X	
Silver Glen over Virgil ditch No. 2	X	
Stearns Corridor traffic system	X	
Stearns Road Drainage Improvement	X	
Stearns Road at Randall Road	X	
West County Line Road over Union Ditch #3	X	

TRANSPORTATION SALES TAX
305.520.527

KEY PERFORMANCE MEASURES	2017	2018
Roadway resurfacing lane miles	41	26
Crack sealing lane miles	16	15
Miles of roadway constructed	5	5
Number of active bridge construction/rehab. projects	16	4
Number of active bridge maintenance projects	3	7
Number of signaled intersections maintained	118	118
Number of street light poles maintained	1,127	1,127
Number of active projects	69	78
ROW parcels acquired	16	15

2019 GOALS AND OBJECTIVES

- Bliss Road over Lake Run
- Bliss/Fabyan/Main
- Bunker Road from Keslinger Road to La Fox Road
- Burlington over Tributary to Virgil Ditch No.3-South
- Dauberman Road over Welch Creek
- Fabyan Parkway at Kirk Road
- Fabyan Parkway over Fox River
- Harmony Road over Tributary to Hampshire Creek
- Harter Road over Tributary to Welch Creek
- Kirk Road at Dunham Road
- Kirk Road IL 56 to Cherry Lane
- Kirk Road over Union Pacific RR
- Longmeadow Parkway Bridge
- Longmeadow Parkway (B-1) - Randall to White Chapel
- Longmeadow Parkway (B-2) - East of White Chapel to IL 31
- Longmeadow Parkway (C-1) - IL 31 to IL 25
- Longmeadow Parkway (C2) - Sandbloom to Route 25
- Longmeadow Parkway (C3) – Route 25 Improvements
- Longmeadow Parkway (D) – IL 25 to IL 62
- Main Street at Deerpath Road
- Main Street at Nelson Lake Road Signalization
- Main Street over Blackberry Creek at IL 47
- Montgomery Road from IL 25 to Hill Avenue
- Orchard from Jericho to US 30 HSIP
- Peck Road at Bricher Road
- Peplow over Tributary of Virgil Ditch #3
- Randall & Weld US20 Ramp
- Randall Road Adaptive System Extension
- Silver Glen over Otter Creek Branch
- Silver Glen over Virgil Ditch No. 2
- Silver Glen at Randall Road
- Stearns Road at Randall Road
- Stg3 – HSIP Randall North County Line Silver Glen
- West County Line Road over Union Ditch #3

TRANSPORTATION SALES TAX

305.520.527

POSITION SUMMARY			
Category	FY 2017	FY 2018	Projected 2019
Full Time	0	0	0
Full Time Other*	0	0	0
Part Time Regular	0	0	0
Part Time Other*	0	0	0
Total Budgeted Positions:	0	0	0

*Other
Elected Officials
Per Diem
Commissioners

Fund/Sub-Department	2017 Actual Amount	2018 Amended Budget	2019 Adopted Budget	% Change 2018-2019
Fund: 305 - Transportation Sales Tax				
REVENUES				
Department: 520 - Transportation				
Sub-Department: 000 - Revenues				
Other Taxes				
30105 Sales Tax- RTA	\$ 14,409,614	\$ 14,250,000	\$ 14,980,000	5.12%
<i>Total: Other Taxes</i>				
	\$ 14,409,614	\$ 14,250,000	\$ 14,980,000	5.12%
Reimbursements				
37150 KDOT Service Reimbursement - Federal	\$ 1,204,055	\$ 4,700,937	\$ 2,522,900	-46.33%
37151 KDOT Service Reimbursement - State	\$ -	\$ 7,146,900	\$ -	-100.00%
37152 KDOT Service Reimbursement - Other	\$ 548,063	\$ 286,570	\$ 271,875	-5.13%
<i>Total: Reimbursements</i>				
	\$ 1,752,118	\$ 12,134,407	\$ 2,794,775	-76.97%
Interest Revenue				
38000 Investment Income	\$ 198,131	\$ 100,000	\$ 160,000	60.00%
<i>Total: Interest Revenue</i>				
	\$ 198,131	\$ 100,000	\$ 160,000	60.00%
Cash on Hand				
39900 Cash On Hand	\$ -	\$ 11,045,917	\$ 20,574,646	86.26%
<i>Total: Cash on Hand</i>				
	\$ -	\$ 11,045,917	\$ 20,574,646	86.26%
Sub-Department Total: 000 - Revenues				
	\$ 16,359,862	\$ 37,530,324	\$ 38,509,421	2.61%
Department Total: 520 - Transportation				
	\$ 16,359,862	\$ 37,530,324	\$ 38,509,421	2.61%
REVENUES Total				
	\$ 16,359,862	\$ 37,530,324	\$ 38,509,421	2.61%
EXPENSES				
Department: 520 - Transportation				
Sub-Department: 527 - Transportation Sales Tax				
Contractual Services				
50140 Engineering Services	\$ 2,287,187	\$ 7,071,801	\$ 6,659,717	-5.83%
50150 Contractual/Consulting Services	\$ -	\$ 1,000,000	\$ -	-100.00%
52040 Repairs and Maintenance- Bridges	\$ -	\$ -	\$ 3,000,000	N/A
55010 External Grants	\$ 126,250	\$ 130,000	\$ 130,000	0.00%
<i>Total: Contractual Services</i>				
	\$ 2,413,437	\$ 8,201,801	\$ 9,789,717	19.36%
Capital				
74010 Highway Right of Way	\$ 4,278,767	\$ 3,500,100	\$ 2,075,300	-40.71%
73000 Road Construction	\$ 1,283,559	\$ 7,395,280	\$ 13,050,999	76.48%
73010 Bridge Construction	\$ 1,088,193	\$ 17,743,143	\$ 12,313,405	-30.60%
<i>Total: Capital</i>				
	\$ 6,650,518	\$ 28,638,523	\$ 27,439,704	-4.19%
Transfers Out				
99000 Transfer To Other Funds	\$ -	\$ 690,000	\$ 1,280,000	85.51%
<i>Total: Transfers Out</i>				
	\$ -	\$ 690,000	\$ 1,280,000	85.51%
Sub-Department Total: 527 - Transportation Sales Tax				
	\$ 9,063,956	\$ 37,530,324	\$ 38,509,421	2.61%
Department Total: 520 - Transportation				
	\$ 9,063,956	\$ 37,530,324	\$ 38,509,421	2.61%
EXPENSES Total				
	\$ 9,063,956	\$ 37,530,324	\$ 38,509,421	2.61%
Fund REVENUE Total: 305 - Transportation Sales Tax				
	\$ 16,359,862	\$ 37,530,324	\$ 38,509,421	2.61%
Fund EXPENSE Total: 305 - Transportation Sales Tax				
	\$ 9,063,956	\$ 37,530,324	\$ 38,509,421	2.61%

LONGMEADOW BOND CONSTRUCTION 515.520.530

This capital fund is used by the Kane County Division of Transportation to hold the bond proceeds and handle the expenses for the construction of the Longmeadow Parkway Bridge over the Fox River.

2019 GOALS AND OBJECTIVES

- Longmeadow Parkway (C-1) - IL31 to IL25

Fund/Sub-Department	2017 Actual Amount	2018 Amended Budget	2019 Adopted Budget	% Change 2018-2019	
Fund: 515 - Longmeadow Bond Construction					
REVENUES					
Department: 520 - Transportation					
Sub-Department: 000 - Revenues					
Other					
38800	Bond Proceeds	\$ -	\$ 30,000,000	\$ -	-100.00%
<i>Total: Other</i>		\$ -	\$ 30,000,000	\$ -	-100.00%
Cash on Hand					
39900	Cash On Hand	\$ -	\$ -	\$ 15,500,000	N/A
<i>Total: Cash on Hand</i>		\$ -	\$ -	\$ 15,500,000	
Sub-Department Total: 000 - Revenues		\$ -	\$ 30,000,000	\$ 15,500,000	-48.33%
Department Total: 520 - Transportation		\$ -	\$ 30,000,000	\$ 15,500,000	-48.33%
REVENUES Total		\$ -	\$ 30,000,000	\$ 15,500,000	-48.33%
EXPENSES					
Department: 520 - Transportation					
Sub-Department: 530 - Longmeadow Bond Construction					
Capital					
73010	Bridge Construction	\$ -	\$ 15,500,000	\$ 15,500,000	0.00%
<i>Total: Capital</i>		\$ -	\$ 15,500,000	\$ 15,500,000	0.00%
Contingency and Other					
89000	Net Income	\$ -	\$ 14,500,000	\$ -	-100.00%
<i>Total: Contingency and Other</i>		\$ -	\$ 14,500,000	\$ -	-100.00%
Sub-Department Total: 530 - Longmeadow Bond Construction		\$ -	\$ 30,000,000	\$ 15,500,000	-48.33%
Department Total: 520 - Transportation		\$ -	\$ 30,000,000	\$ 15,500,000	-48.33%
EXPENSES Total		\$ -	\$ 30,000,000	\$ 15,500,000	-48.33%
Fund REVENUE	Total: 515 - Longmeadow Bond Construction	\$ -	\$ 30,000,000	\$ 15,500,000	-48.33%
Fund EXPENSE	Total: 515 - Longmeadow Bond Construction	\$ -	\$ 30,000,000	\$ 15,500,000	-48.33%

TRANSPORTATION CAPITAL

540.520.525

This capital fund is primarily used by the Kane County Division of Transportation for road and bridge construction projects. The revenues within this fund are primarily federal and state project reimbursements.

2018 PROJECT RECAP	CONTINUING	COMPLETED
Longmeadow Parkway (B-1)- Randall to White Chapel	X	
Longmeadow Parkway (C-1) – IL 31 to IL 25	X	
Longmeadow Parkway (D) – IL 25 to IL 62	X	
Main Street over Welch Creek	X	
Stage 1 – HSIP - Huntley; Burlington	X	
Stage 1 – HSIP – Randal; Fabyan to Silver Glen	X	
Stage 2 – HSIP – Orchard, Randall, Fabyan, Hughes	X	
Stage 3 – HSIP – Randall, North County Line, Silver Glen	X	

KEY PERFORMANCE MEASURES	2017	2018
Roadway resurfacing lane miles	41	26
Crack-sealing lane miles	16	15
Miles of roadway constructed	5	5
Number of active bridge construction/rehab. projects	16	4
Number of active bridge maintenance projects	3	7
Number of signaled intersections maintained	118	118
Number of street light poles maintained	1,127	1,127
Number of active projects	69	78
ROW parcels acquired	16	15

2019 GOALS AND OBJECTIVES

- Dauberman at US 30 and Granart Road
- Harmony Road over Harmony Creek
- Stage 3 – HSIP – Randall, North County Line, Silver Glen

TRANSPORTATION CAPITAL 540.520.525

POSITION SUMMARY			
Category	FY 2017	FY 2018	Projected 2019
Full Time	0	0	0
Full Time Other*	0	0	0
Part Time Regular	0	0	0
Part Time Other*	0	0	0
Total Budgeted Positions:	0	0	0

*Other
Elected Officials
Per Diem
Commissioners

Fund/Sub-Department	2017 Actual Amount	2018 Amended Budget	2019 Adopted Budget	% Change 2018-2019
Fund: 540 - Transportation Capital				
REVENUES				
Department: 520 - Transportation				
Sub-Department: 000 - Revenues				
<i>Reimbursements</i>				
37150	KDOT Service Reimbursement - Federal	\$ 319,371	\$ 1,061,603	\$ 918,415 -13.49%
<i>Total: Reimbursements</i>		\$ 319,371	\$ 1,061,603	\$ 918,415 -13.49%
<i>Interest Revenue</i>				
38000	Investment Income	\$ 44,552	\$ 25,000	\$ 4,000 -84.00%
<i>Total: Interest Revenue</i>		\$ 44,552	\$ 25,000	\$ 4,000 -84.00%
<i>Cash on Hand</i>				
39900	Cash On Hand	\$ -	\$ 1,213,640	\$ 853,922 -29.64%
<i>Total: Cash on Hand</i>		\$ -	\$ 1,213,640	\$ 853,922 -29.64%
Sub-Department Total: 000 - Revenues		\$ 363,922	\$ 2,300,243	\$ 1,776,337 -22.78%
Department Total: 520 - Transportation		\$ 363,922	\$ 2,300,243	\$ 1,776,337 -22.78%
REVENUES Total		\$ 363,922	\$ 2,300,243	\$ 1,776,337 -22.78%
EXPENSES				
Department: 520 - Transportation				
Sub-Department: 525 - Transportation Capital				
<i>Contractual Services</i>				
50140	Engineering Services	\$ 1,497,853	\$ 1,121,781	\$ 1,102,444 -1.72%
<i>Total: Contractual Services</i>		\$ 1,497,853	\$ 1,121,781	\$ 1,102,444 -1.72%
<i>Capital</i>				
74010	Highway Right of Way	\$ -	\$ 116,000	\$ 300,000 158.62%
73000	Road Construction	\$ -	\$ 1,062,462	\$ 23,893 -97.75%
73010	Bridge Construction	\$ -	\$ -	\$ 350,000 N/A
<i>Total: Capital</i>		\$ -	\$ 1,178,462	\$ 673,893 -42.82%
Sub-Department Total: 525 - Transportation Capital		\$ 1,497,853	\$ 2,300,243	\$ 1,776,337 -22.78%
Department Total: 520 - Transportation		\$ 1,497,853	\$ 2,300,243	\$ 1,776,337 -22.78%
EXPENSES Total		\$ 1,497,853	\$ 2,300,243	\$ 1,776,337 -22.78%
Fund REVENUE	Total: 540 - Transportation Capital	\$ 363,922	\$ 2,300,243	\$ 1,776,337 -22.78%
Fund EXPENSE	Total: 540 - Transportation Capital	\$ 1,497,853	\$ 2,300,243	\$ 1,776,337 -22.78%

IMPACT FEES XXX.520.XXX

Impact fees are in support of the Road Improvement Impact Fee Program, which commenced on April 1, 2004, and was amended on July 10, 2007, April 10, 2012 and March 14, 2017. The revenues within these funds are to be expended from within the service areas they were collected. Impact Fees collected will be utilized for engineering, construction, and right-of-way acquisition for various projects within the respective service areas. Project schedules can be affected by the level of revenue received within a given service area.

2018 PROJECT RECAP	CONTINUING	COMPLETED
Burlington at Bolcum Road	X	
Bliss Road at IL Route 47	X	
Dauberman at US 30 and Granart Road	X	
Fabyan Parkway and Kirk Road	X	
Longmeadow Parkway (A-1) - Huntley Road to Randall Road	X	
Longmeadow Parkway (B-1) – Randall to White Chapel	X	
Longmeadow Parkway (B-2) – East of White Chapel to 31	X	
Main Street at Deerpath Road	X	
Stearns Road at Randall Road	X	

KEY PERFORMANCE MEASURES	2017	2018
Roadway resurfacing lane miles	41	26
Crack-sealing lane miles	16	15
Miles of roadway constructed	5	5
Number of active bridge construction/rehab. projects	16	4
Number of active bridge maintenance projects	3	7
Number of signaled intersections maintained	118	118
Number of street light poles maintained	1,127	1,127
Number of active projects	69	78
ROW parcels acquired	16	15

2019 GOALS AND OBJECTIVES

- Utilize funds in the Impact Fee Fund for engineering, construction, and right-of-way acquisition for various projects within the respective service areas
- Anticipate funding for the following projects:
 - Bunker Road from Keslinger Road to LaFox Road
 - Burlington Road at Bolcum Road
 - Dauberman at US 30 and Granart Road
 - Fabyan Parkway at Kirk Road
 - Huntley Road at Galligan Road
 - Longmeadow Parkway (B-2) - East of White Chapel to 31
 - Longmeadow Parkway (C-2) – Sandbloom to Route 25
 - Main Street over Blackberry Creek at IL 47
 - Main Street at Deerpath
 - Stearns Road at Randall Road

AURORA AREA IMPACT FEES 550.520.550

Fund/Sub-Department	2017 Actual Amount	2018 Amended Budget	2019 Adopted Budget	% Change 2018-2019
Fund: 550 - Aurora Area Impact Fees				
REVENUES				
Department: 520 - Transportation				
Sub-Department: 000 - Revenues				
<i>Charges for Services</i>				
34660 Impact Fees	\$ 53,627	\$ 20,000	\$ -	-100.00%
<i>Total: Charges for Services</i>				
	\$ 53,627	\$ 20,000	\$ -	-100.00%
<i>Interest Revenue</i>				
38000 Investment Income	\$ 5,905	\$ 1,500	\$ 5,500	266.67%
<i>Total: Interest Revenue</i>				
	\$ 5,905	\$ 1,500	\$ 5,500	266.67%
Sub-Department Total: 000 - Revenues				
	\$ 59,532	\$ 21,500	\$ 5,500	-74.42%
Department Total: 520 - Transportation				
	\$ 59,532	\$ 21,500	\$ 5,500	-74.42%
REVENUES Total				
	\$ 59,532	\$ 21,500	\$ 5,500	-74.42%
EXPENSES				
Department: 520 - Transportation				
Sub-Department: 550 - Aurora Impact Fee				
<i>Capital</i>				
74010 Highway Right of Way	\$ -	\$ 20,500	\$ 5,500	-73.17%
<i>Total: Capital</i>				
	\$ -	\$ 20,500	\$ 5,500	-73.17%
<i>Transfers Out</i>				
99000 Transfer To Other Funds	\$ 2,681	\$ 1,000	\$ -	-100.00%
<i>Total: Transfers Out</i>				
	\$ 2,681	\$ 1,000	\$ -	-100.00%
Sub-Department Total: 550 - Aurora Impact Fee				
	\$ 2,681	\$ 21,500	\$ 5,500	-74.42%
Department Total: 520 - Transportation				
	\$ 2,681	\$ 21,500	\$ 5,500	-74.42%
EXPENSES Total				
	\$ 2,681	\$ 21,500	\$ 5,500	-74.42%
Fund REVENUE Total: 550 - Aurora Area Impact Fees				
	\$ 59,532	\$ 21,500	\$ 5,500	-74.42%
Fund EXPENSE Total: 550 - Aurora Area Impact Fees				
	\$ 2,681	\$ 21,500	\$ 5,500	-74.42%

CAMPTON HILLS IMPACT FEES 551.520.551

Fund/Sub-Department	2017 Actual Amount	2018 Amended Budget	2019 Adopted Budget	% Change 2018-2019
Fund: 551 - Campton Hills Impact Fees				
REVENUES				
Department: 520 - Transportation				
Sub-Department: 000 - Revenues				
<i>Charges for Services</i>				
34660 Impact Fees	\$ 27,225	\$ 75,000	\$ -	-100.00%
<i>Total: Charges for Services</i>				
	\$ 27,225	\$ 75,000	\$ -	-100.00%
<i>Interest Revenue</i>				
38000 Investment Income	\$ 9,029	\$ 4,000	\$ 5,000	25.00%
<i>Total: Interest Revenue</i>				
	\$ 9,029	\$ 4,000	\$ 5,000	25.00%
<i>Cash on Hand</i>				
39900 Cash On Hand	\$ -	\$ 181,491	\$ 294,107	62.05%
<i>Total: Cash on Hand</i>				
	\$ -	\$ 181,491	\$ 294,107	62.05%
Sub-Department Total: 000 - Revenues				
	\$ 36,254	\$ 260,491	\$ 299,107	14.82%
Department Total: 520 - Transportation				
	\$ 36,254	\$ 260,491	\$ 299,107	14.82%
REVENUES Total				
	\$ 36,254	\$ 260,491	\$ 299,107	14.82%
EXPENSES				
Department: 520 - Transportation				
Sub-Department: 551 - Campton Hills Impact Fee				
<i>Contractual Services</i>				
50140 Engineering Services	\$ -	\$ 60,000	\$ 60,000	0.00%
<i>Total: Contractual Services</i>				
	\$ -	\$ 60,000	\$ 60,000	0.00%
<i>Capital</i>				
74010 Highway Right of Way	\$ -	\$ 196,741	\$ -	-100.00%
73000 Road Construction	\$ -	\$ -	\$ 239,107	N/A
<i>Total: Capital</i>				
	\$ -	\$ 196,741	\$ 239,107	21.53%
<i>Transfers Out</i>				
99000 Transfer To Other Funds	\$ 1,361	\$ 3,750	\$ -	-100.00%
<i>Total: Transfers Out</i>				
	\$ 1,361	\$ 3,750	\$ -	-100.00%
Sub-Department Total: 551 - Campton Hills Impact Fee				
	\$ 1,361	\$ 260,491	\$ 299,107	14.82%
Department Total: 520 - Transportation				
	\$ 1,361	\$ 260,491	\$ 299,107	14.82%
EXPENSES Total				
	\$ 1,361	\$ 260,491	\$ 299,107	14.82%
Fund REVENUE Total: 551 - Campton Hills Impact Fees	\$ 36,254	\$ 260,491	\$ 299,107	14.82%
Fund EXPENSE Total: 551 - Campton Hills Impact Fees	\$ 1,361	\$ 260,491	\$ 299,107	14.82%

GREATER ELGIN IMPACT FEES 552.520.552

Fund/Sub-Department	2017 Actual Amount	2018 Amended Budget	2019 Adopted Budget	% Change 2018-2019
Fund: 552 - Greater Elgin Impact Fees				
REVENUES				
Department: 520 - Transportation				
Sub-Department: 000 - Revenues				
<i>Charges for Services</i>				
34660 Impact Fees	\$ 72,117	\$ 30,000	\$ -	-100.00%
<i>Total: Charges for Services</i>				
	\$ 72,117	\$ 30,000	\$ -	-100.00%
<i>Reimbursements</i>				
37150 KDOT Service Reimbursement - Federal	\$ 57,005	\$ 27,829	\$ -	-100.00%
<i>Total: Reimbursements</i>				
	\$ 57,005	\$ 27,829	\$ -	-100.00%
<i>Interest Revenue</i>				
38000 Investment Income	\$ 9,592	\$ 4,500	\$ 1,250	-72.22%
<i>Total: Interest Revenue</i>				
	\$ 9,592	\$ 4,500	\$ 1,250	-72.22%
<i>Cash on Hand</i>				
39900 Cash On Hand	\$ -	\$ 19,171	\$ 574,750	2898.02%
<i>Total: Cash on Hand</i>				
	\$ -	\$ 19,171	\$ 574,750	2898.02%
Sub-Department Total: 000 - Revenues				
	\$ 138,714	\$ 81,500	\$ 576,000	606.75%
Department Total: 520 - Transportation				
	\$ 138,714	\$ 81,500	\$ 576,000	606.75%
REVENUES Total				
	\$ 138,714	\$ 81,500	\$ 576,000	606.75%
EXPENSES				
Department: 520 - Transportation				
Sub-Department: 552 - Greater Elgin Impact Fees				
<i>Contractual Services</i>				
50140 Engineering Services	\$ 44,705	\$ 80,000	\$ -	-100.00%
<i>Total: Contractual Services</i>				
	\$ 44,705	\$ 80,000	\$ -	-100.00%
<i>Capital</i>				
73000 Road Construction	\$ -	\$ -	\$ 576,000	N/A
<i>Total: Capital</i>				
	\$ -	\$ -	\$ 576,000	N/A
<i>Transfers Out</i>				
99000 Transfer To Other Funds	\$ 3,606	\$ 1,500	\$ -	-100.00%
<i>Total: Transfers Out</i>				
	\$ 3,606	\$ 1,500	\$ -	-100.00%
Sub-Department Total: 552 - Greater Elgin Impact Fees				
	\$ 48,311	\$ 81,500	\$ 576,000	606.75%
Department Total: 520 - Transportation				
	\$ 48,311	\$ 81,500	\$ 576,000	606.75%
EXPENSES Total				
	\$ 48,311	\$ 81,500	\$ 576,000	606.75%
Fund REVENUE Total: 552 - Greater Elgin Impact Fees				
	\$ 138,714	\$ 81,500	\$ 576,000	606.75%
Fund EXPENSE Total: 552 - Greater Elgin Impact Fees				
	\$ 48,311	\$ 81,500	\$ 576,000	606.75%

NORTHWEST IMPACT FEES

553.520.553

Fund/Sub-Department	2017 Actual Amount	2018 Amended Budget	2019 Adopted Budget	% Change 2018-2019
Fund: 553 - Northwest Impact Fees				
REVENUES				
Department: 520 - Transportation				
Sub-Department: 000 - Revenues				
<i>Charges for Services</i>				
34660 Impact Fees	\$ 36,358	\$ 25,000	\$ -	-100.00%
<i>Total: Charges for Services</i>				
	\$ 36,358	\$ 25,000	\$ -	-100.00%
<i>Interest Revenue</i>				
38000 Investment Income	\$ 2,750	\$ 1,500	\$ 2,000	33.33%
<i>Total: Interest Revenue</i>				
	\$ 2,750	\$ 1,500	\$ 2,000	33.33%
<i>Cash on Hand</i>				
39900 Cash On Hand	\$ -	\$ -	\$ 198,000	N/A
<i>Total: Cash on Hand</i>				
	\$ -	\$ -	\$ 198,000	
Sub-Department Total: 000 - Revenues				
	\$ 39,108	\$ 26,500	\$ 200,000	654.72%
Department Total: 520 - Transportation				
	\$ 39,108	\$ 26,500	\$ 200,000	654.72%
REVENUES Total				
	\$ 39,108	\$ 26,500	\$ 200,000	654.72%
EXPENSES				
Department: 520 - Transportation				
Sub-Department: 553 - Northwest Impact Fees				
<i>Capital</i>				
74010 Highway Right of Way	\$ -	\$ 25,250	\$ -	-100.00%
73000 Road Construction	\$ -	\$ -	\$ 200,000	N/A
<i>Total: Capital</i>				
	\$ -	\$ 25,250	\$ 200,000	692.08%
<i>Transfers Out</i>				
99000 Transfer To Other Funds	\$ 1,818	\$ 1,250	\$ -	-100.00%
<i>Total: Transfers Out</i>				
	\$ 1,818	\$ 1,250	\$ -	-100.00%
Sub-Department Total: 553 - Northwest Impact Fees				
	\$ 1,818	\$ 26,500	\$ 200,000	654.72%
Department Total: 520 - Transportation				
	\$ 1,818	\$ 26,500	\$ 200,000	654.72%
EXPENSES Total				
	\$ 1,818	\$ 26,500	\$ 200,000	654.72%
Fund REVENUE Total: 553 - Northwest Impact Fees				
	\$ 39,108	\$ 26,500	\$ 200,000	654.72%
Fund EXPENSE Total: 553 - Northwest Impact Fees				
	\$ 1,818	\$ 26,500	\$ 200,000	654.72%

SOUTHWEST IMPACT FEES

554.520.554

Fund/Sub-Department	2017 Actual Amount	2018 Amended Budget	2019 Adopted Budget	% Change 2018-2019
Fund: 554 - Southwest Impact Fees				
REVENUES				
Department: 520 - Transportation				
Sub-Department: 000 - Revenues				
Charges for Services				
34660 Impact Fees	\$ 87,106	\$ 40,000	\$ -	-100.00%
<i>Total: Charges for Services</i>				
	\$ 87,106	\$ 40,000	\$ -	-100.00%
Interest Revenue				
38000 Investment Income	\$ 6,439	\$ 2,250	\$ 2,000	-11.11%
<i>Total: Interest Revenue</i>				
	\$ 6,439	\$ 2,250	\$ 2,000	-11.11%
Transfers In				
39000 Transfer From Other Funds	\$ -	\$ 20,000	\$ -	-100.00%
<i>Total: Transfers In</i>				
	\$ -	\$ 20,000	\$ -	-100.00%
Cash on Hand				
39900 Cash On Hand	\$ -	\$ 309,750	\$ 243,000	-21.55%
<i>Total: Cash on Hand</i>				
	\$ -	\$ 309,750	\$ 243,000	-21.55%
Sub-Department Total: 000 - Revenues				
	\$ 93,545	\$ 372,000	\$ 245,000	-34.14%
Department Total: 520 - Transportation				
	\$ 93,545	\$ 372,000	\$ 245,000	-34.14%
REVENUES Total				
	\$ 93,545	\$ 372,000	\$ 245,000	-34.14%
EXPENSES				
Department: 520 - Transportation				
Sub-Department: 554 - Southwest Impact Fees				
Contractual Services				
50140 Engineering Services	\$ -	\$ 370,000	\$ 245,000	-33.78%
<i>Total: Contractual Services</i>				
	\$ -	\$ 370,000	\$ 245,000	-33.78%
Transfers Out				
99000 Transfer To Other Funds	\$ 4,355	\$ 2,000	\$ -	-100.00%
<i>Total: Transfers Out</i>				
	\$ 4,355	\$ 2,000	\$ -	-100.00%
Sub-Department Total: 554 - Southwest Impact Fees				
	\$ 4,355	\$ 372,000	\$ 245,000	-34.14%
Department Total: 520 - Transportation				
	\$ 4,355	\$ 372,000	\$ 245,000	-34.14%
EXPENSES Total				
	\$ 4,355	\$ 372,000	\$ 245,000	-34.14%
Fund REVENUE Total: 554 - Southwest Impact Fees				
	\$ 93,545	\$ 372,000	\$ 245,000	-34.14%
Fund EXPENSE Total: 554 - Southwest Impact Fees				
	\$ 4,355	\$ 372,000	\$ 245,000	-34.14%

TRI-CITIES IMPACT FEES

555.520.555

Fund/Sub-Department	2017 Actual Amount	2018 Amended Budget	2019 Adopted Budget	% Change 2018-2019
Fund: 555 - Tri-Cities Impact Fees				
REVENUES				
Department: 520 - Transportation				
Sub-Department: 000 - Revenues				
Charges for Services				
34660 Impact Fees	\$ 48,332	\$ 75,000	\$ -	-100.00%
<i>Total: Charges for Services</i>				
	\$ 48,332	\$ 75,000	\$ -	-100.00%
Reimbursements				
37150 KDOT Service Reimbursement - Federal	\$ 27,474	\$ -	\$ -	N/A
<i>Total: Reimbursements</i>				
	\$ 27,474	\$ -	\$ -	0.00%
Interest Revenue				
38000 Investment Income	\$ 13,074	\$ 6,000	\$ 6,500	8.33%
<i>Total: Interest Revenue</i>				
	\$ 13,074	\$ 6,000	\$ 6,500	8.33%
Cash on Hand				
39900 Cash On Hand	\$ -	\$ 142,750	\$ 952,942	567.56%
<i>Total: Cash on Hand</i>				
	\$ -	\$ 142,750	\$ 952,942	567.56%
Sub-Department Total: 000 - Revenues				
	\$ 88,880	\$ 223,750	\$ 959,442	328.80%
Department Total: 520 - Transportation				
	\$ 88,880	\$ 223,750	\$ 959,442	328.80%
REVENUES Total				
	\$ 88,880	\$ 223,750	\$ 959,442	328.80%
EXPENSES				
Department: 520 - Transportation				
Sub-Department: 555 - Tri-Cities Impact Fees				
Contractual Services				
50140 Engineering Services	\$ 120,125	\$ -	\$ -	N/A
<i>Total: Contractual Services</i>				
	\$ 120,125	\$ -	\$ -	0.00%
Capital				
73000 Road Construction	\$ 14,553	\$ 220,000	\$ 350,000	59.09%
73010 Bridge Construction	\$ -	\$ -	\$ 609,442	N/A
<i>Total: Capital</i>				
	\$ 14,553	\$ 220,000	\$ 959,442	336.11%
Transfers Out				
99000 Transfer To Other Funds	\$ 2,417	\$ 3,750	\$ -	-100.00%
<i>Total: Transfers Out</i>				
	\$ 2,417	\$ 3,750	\$ -	-100.00%
Sub-Department Total: 555 - Tri-Cities Impact Fees				
	\$ 137,095	\$ 223,750	\$ 959,442	328.80%
Department Total: 520 - Transportation				
	\$ 137,095	\$ 223,750	\$ 959,442	328.80%
EXPENSES Total				
	\$ 137,095	\$ 223,750	\$ 959,442	328.80%
Fund REVENUE Total: 555 - Tri-Cities Impact Fees				
	\$ 88,880	\$ 223,750	\$ 959,442	328.80%
Fund EXPENSE Total: 555 - Tri-Cities Impact Fees				
	\$ 137,095	\$ 223,750	\$ 959,442	328.80%

UPPER FOX IMPACT FEES 556.520.556

Fund/Sub-Department	2017 Actual Amount	2018 Amended Budget	2019 Adopted Budget	% Change 2018-2019
Fund: 556 - Upper Fox Impact Fees				
REVENUES				
Department: 520 - Transportation				
Sub-Department: 000 - Revenues				
<i>Charges for Services</i>				
34660 Impact Fees	\$ 36,649	\$ 40,000	\$ -	-100.00%
<i>Total: Charges for Services</i>				
	\$ 36,649	\$ 40,000	\$ -	-100.00%
<i>Interest Revenue</i>				
38000 Investment Income	\$ 18,154	\$ 6,500	\$ 3,500	-46.15%
<i>Total: Interest Revenue</i>				
	\$ 18,154	\$ 6,500	\$ 3,500	-46.15%
<i>Cash on Hand</i>				
39900 Cash On Hand	\$ -	\$ 397,151	\$ 866,500	118.18%
<i>Total: Cash on Hand</i>				
	\$ -	\$ 397,151	\$ 866,500	118.18%
Sub-Department Total: 000 - Revenues				
	\$ 54,803	\$ 443,651	\$ 870,000	96.10%
Department Total: 520 - Transportation				
	\$ 54,803	\$ 443,651	\$ 870,000	96.10%
REVENUES Total				
	\$ 54,803	\$ 443,651	\$ 870,000	96.10%
EXPENSES				
Department: 520 - Transportation				
Sub-Department: 556 - Upper Fox Impact Fees				
<i>Contractual Services</i>				
50140 Engineering Services	\$ 139,829	\$ -	\$ -	N/A
<i>Total: Contractual Services</i>				
	\$ 139,829	\$ -	\$ -	0.00%
<i>Capital</i>				
73000 Road Construction	\$ 804,462	\$ 441,651	\$ 870,000	96.99%
<i>Total: Capital</i>				
	\$ 804,462	\$ 441,651	\$ 870,000	96.99%
<i>Transfers Out</i>				
99000 Transfer To Other Funds	\$ 1,832	\$ 2,000	\$ -	-100.00%
<i>Total: Transfers Out</i>				
	\$ 1,832	\$ 2,000	\$ -	-100.00%
Sub-Department Total: 556 - Upper Fox Impact Fees				
	\$ 946,123	\$ 443,651	\$ 870,000	96.10%
Department Total: 520 - Transportation				
	\$ 946,123	\$ 443,651	\$ 870,000	96.10%
EXPENSES Total				
	\$ 946,123	\$ 443,651	\$ 870,000	96.10%
Fund REVENUE Total: 556 - Upper Fox Impact Fees				
	\$ 54,803	\$ 443,651	\$ 870,000	96.10%
Fund EXPENSE Total: 556 - Upper Fox Impact Fees				
	\$ 946,123	\$ 443,651	\$ 870,000	96.10%

WEST CENTRAL IMPACT FEES 557.520.557

Fund/Sub-Department	2017 Actual Amount	2018 Amended Budget	2019 Adopted Budget	% Change 2018-2019
Fund: 557 - West Central Impact Fees				
REVENUES				
Department: 520 - Transportation				
Sub-Department: 000 - Revenues				
Charges for Services				
34660 Impact Fees	\$ 18,931	\$ 10,000	\$ -	-100.00%
<i>Total: Charges for Services</i>				
	\$ 18,931	\$ 10,000	\$ -	-100.00%
Interest Revenue				
38000 Investment Income	\$ 466	\$ 100	\$ 250	150.00%
<i>Total: Interest Revenue</i>				
	\$ 466	\$ 100	\$ 250	150.00%
Other				
38900 Miscellaneous Other	\$ 853	\$ -	\$ -	N/A
<i>Total: Other</i>				
	\$ 853	\$ -	\$ -	0.00%
Cash on Hand				
39900 Cash On Hand	\$ -	\$ 400	\$ 69,750	17337.50%
<i>Total: Cash on Hand</i>				
	\$ -	\$ 400	\$ 69,750	17337.50%
Sub-Department Total: 000 - Revenues				
	\$ 20,250	\$ 10,500	\$ 70,000	566.67%
Department Total: 520 - Transportation				
	\$ 20,250	\$ 10,500	\$ 70,000	566.67%
REVENUES Total				
	\$ 20,250	\$ 10,500	\$ 70,000	566.67%
EXPENSES				
Department: 520 - Transportation				
Sub-Department: 557 - West Central Impact Fees				
Capital				
73000 Road Construction	\$ -	\$ 10,000	\$ 35,000	250.00%
73010 Bridge Construction	\$ -	\$ -	\$ 35,000	N/A
<i>Total: Capital</i>				
	\$ -	\$ 10,000	\$ 70,000	600.00%
Transfers Out				
99000 Transfer To Other Funds	\$ 947	\$ 500	\$ -	-100.00%
<i>Total: Transfers Out</i>				
	\$ 947	\$ 500	\$ -	-100.00%
Sub-Department Total: 557 - West Central Impact Fees				
	\$ 947	\$ 10,500	\$ 70,000	566.67%
Department Total: 520 - Transportation				
	\$ 947	\$ 10,500	\$ 70,000	566.67%
EXPENSES Total				
	\$ 947	\$ 10,500	\$ 70,000	566.67%
Fund REVENUE Total: 557 - West Central Impact Fees				
	\$ 20,250	\$ 10,500	\$ 70,000	566.67%
Fund EXPENSE Total: 557 - West Central Impact Fees				
	\$ 947	\$ 10,500	\$ 70,000	566.67%

NORTH IMPACT FEES 558.520.558

Fund/Sub-Department	2017 Actual Amount	2018 Amended Budget	2019 Adopted Budget	% Change 2018-2019
Fund: 558 - North Impact Fees				
REVENUES				
Department: 520 - Transportation				
Sub-Department: 000 - Revenues				
<i>Charges for Services</i>				
34660 Impact Fees	\$ 733,652	\$ 750,000	\$ 911,500	21.53%
<i>Total: Charges for Services</i>				
	\$ 733,652	\$ 750,000	\$ 911,500	21.53%
<i>Interest Revenue</i>				
38000 Investment Income	\$ 21,939	\$ 6,000	\$ 6,000	0.00%
<i>Total: Interest Revenue</i>				
	\$ 21,939	\$ 6,000	\$ 6,000	0.00%
<i>Cash on Hand</i>				
39900 Cash On Hand	\$ -	\$ 1,197,470	\$ 1,452,500	21.30%
<i>Total: Cash on Hand</i>				
	\$ -	\$ 1,197,470	\$ 1,452,500	21.30%
Sub-Department Total: 000 - Revenues				
	\$ 755,591	\$ 1,953,470	\$ 2,370,000	21.32%
Department Total: 520 - Transportation				
	\$ 755,591	\$ 1,953,470	\$ 2,370,000	21.32%
REVENUES Total				
	\$ 755,591	\$ 1,953,470	\$ 2,370,000	21.32%
EXPENSES				
Department: 520 - Transportation				
Sub-Department: 558 - North Impact Fees				
<i>Contractual Services</i>				
50140 Engineering Services	\$ 10,238	\$ 1,135,970	\$ 1,500,000	32.05%
<i>Total: Contractual Services</i>				
	\$ 10,238	\$ 1,135,970	\$ 1,500,000	32.05%
<i>Capital</i>				
73000 Road Construction	\$ 252,949	\$ 780,000	\$ 825,000	5.77%
<i>Total: Capital</i>				
	\$ 252,949	\$ 780,000	\$ 825,000	5.77%
<i>Transfers Out</i>				
99000 Transfer To Other Funds	\$ 36,683	\$ 37,500	\$ 45,000	20.00%
<i>Total: Transfers Out</i>				
	\$ 36,683	\$ 37,500	\$ 45,000	20.00%
Sub-Department Total: 558 - North Impact Fees				
	\$ 299,869	\$ 1,953,470	\$ 2,370,000	21.32%
Department Total: 520 - Transportation				
	\$ 299,869	\$ 1,953,470	\$ 2,370,000	21.32%
EXPENSES Total				
	\$ 299,869	\$ 1,953,470	\$ 2,370,000	21.32%
Fund REVENUE Total: 558 - North Impact Fees				
	\$ 755,591	\$ 1,953,470	\$ 2,370,000	21.32%
Fund EXPENSE Total: 558 - North Impact Fees				
	\$ 299,869	\$ 1,953,470	\$ 2,370,000	21.32%

CENTRAL IMPACT FEES

559.520.559

Fund/Sub-Department	2017 Actual Amount	2018 Amended Budget	2019 Adopted Budget	% Change 2018-2019
Fund: 559 - Central Impact Fees				
REVENUES				
Department: 520 - Transportation				
Sub-Department: 000 - Revenues				
Charges for Services				
34660 Impact Fees	\$ 827,187	\$ 350,000	\$ 650,000	85.71%
<i>Total: Charges for Services</i>				
	\$ 827,187	\$ 350,000	\$ 650,000	85.71%
Interest Revenue				
38000 Investment Income	\$ 14,877	\$ 4,000	\$ 10,000	150.00%
<i>Total: Interest Revenue</i>				
	\$ 14,877	\$ 4,000	\$ 10,000	150.00%
Cash on Hand				
39900 Cash On Hand	\$ -	\$ 1,841,630	\$ 2,512,000	36.40%
<i>Total: Cash on Hand</i>				
	\$ -	\$ 1,841,630	\$ 2,512,000	36.40%
Sub-Department Total: 000 - Revenues				
	\$ 842,064	\$ 2,195,630	\$ 3,172,000	44.47%
Department Total: 520 - Transportation				
	\$ 842,064	\$ 2,195,630	\$ 3,172,000	44.47%
REVENUES Total				
	\$ 842,064	\$ 2,195,630	\$ 3,172,000	44.47%
EXPENSES				
Department: 520 - Transportation				
Sub-Department: 559 - Central Impact Fees				
Contractual Services				
50140 Engineering Services	\$ -	\$ -	\$ 400,000	N/A
<i>Total: Contractual Services</i>				
	\$ -	\$ -	\$ 400,000	
Capital				
74010 Highway Right of Way	\$ -	\$ 388,130	\$ 100,000	-74.24%
73000 Road Construction	\$ -	\$ 1,790,000	\$ 2,640,000	47.49%
<i>Total: Capital</i>				
	\$ -	\$ 2,178,130	\$ 2,740,000	25.80%
Transfers Out				
99000 Transfer To Other Funds	\$ 41,359	\$ 17,500	\$ 32,000	82.86%
<i>Total: Transfers Out</i>				
	\$ 41,359	\$ 17,500	\$ 32,000	82.86%
Sub-Department Total: 559 - Central Impact Fees				
	\$ 41,359	\$ 2,195,630	\$ 3,172,000	44.47%
Department Total: 520 - Transportation				
	\$ 41,359	\$ 2,195,630	\$ 3,172,000	44.47%
EXPENSES Total				
	\$ 41,359	\$ 2,195,630	\$ 3,172,000	44.47%
Fund REVENUE Total: 559 - Central Impact Fees				
	\$ 842,064	\$ 2,195,630	\$ 3,172,000	44.47%
Fund EXPENSE Total: 559 - Central Impact Fees				
	\$ 41,359	\$ 2,195,630	\$ 3,172,000	44.47%

SOUTH IMPACT FEES 560.520.560

Fund/Sub-Department	2017 Actual Amount	2018 Amended Budget	2019 Adopted Budget	% Change 2018-2019
Fund: 560 - South Impact Fees				
REVENUES				
Department: 520 - Transportation				
Sub-Department: 000 - Revenues				
Charges for Services				
34660 Impact Fees	\$ 240,109	\$ 600,000	\$ 525,000	-12.50%
<i>Total: Charges for Services</i>				
	\$ 240,109	\$ 600,000	\$ 525,000	-12.50%
Interest Revenue				
38000 Investment Income	\$ 29,245	\$ 6,000	\$ 22,250	270.83%
<i>Total: Interest Revenue</i>				
	\$ 29,245	\$ 6,000	\$ 22,250	270.83%
Cash on Hand				
39900 Cash On Hand	\$ -	\$ 2,260,629	\$ 808,215	-64.25%
<i>Total: Cash on Hand</i>				
	\$ -	\$ 2,260,629	\$ 808,215	-64.25%
Sub-Department Total: 000 - Revenues				
	\$ 269,354	\$ 2,866,629	\$ 1,355,465	-52.72%
Department Total: 520 - Transportation				
	\$ 269,354	\$ 2,866,629	\$ 1,355,465	-52.72%
REVENUES Total				
	\$ 269,354	\$ 2,866,629	\$ 1,355,465	-52.72%
EXPENSES				
Department: 520 - Transportation				
Sub-Department: 560 - South Impact Fees				
Contractual Services				
50140 Engineering Services	\$ 96,027	\$ 24,200	\$ 32,590	34.67%
<i>Total: Contractual Services</i>				
	\$ 96,027	\$ 24,200	\$ 32,590	34.67%
Capital				
74010 Highway Right of Way	\$ -	\$ 597,429	\$ -	-100.00%
73000 Road Construction	\$ -	\$ 2,215,000	\$ 1,296,875	-41.45%
<i>Total: Capital</i>				
	\$ -	\$ 2,812,429	\$ 1,296,875	-53.89%
Transfers Out				
99000 Transfer To Other Funds	\$ 12,005	\$ 30,000	\$ 26,000	-13.33%
<i>Total: Transfers Out</i>				
	\$ 12,005	\$ 30,000	\$ 26,000	-13.33%
Sub-Department Total: 560 - South Impact Fees				
	\$ 108,032	\$ 2,866,629	\$ 1,355,465	-52.72%
Department Total: 520 - Transportation				
	\$ 108,032	\$ 2,866,629	\$ 1,355,465	-52.72%
EXPENSES Total				
	\$ 108,032	\$ 2,866,629	\$ 1,355,465	-52.72%
Fund REVENUE Total: 560 - South Impact Fees				
	\$ 269,354	\$ 2,866,629	\$ 1,355,465	-52.72%
Fund EXPENSE Total: 560 - South Impact Fees				
	\$ 108,032	\$ 2,866,629	\$ 1,355,465	-52.72%

LONGMEADOW DEBT SERVICE 624.760.768

The Longmeadow Debt Service Fund will account for all payments of principal and interest due on the Longmeadow Bond, which was issued in early Fiscal Year 2019.

Fund/Sub-Department	2017 Actual Amount	2018 Amended Budget	2019 Adopted Budget	% Change 2018-2019
Fund: 624 - Longmeadow Debt Service				
REVENUES				
Department: 760 - Debt Service				
Sub-Department: 000 - Revenues				
<i>Interest Revenue</i>				
38000 Investment Income	\$ -	\$ 5,822	\$ -	-100.00%
<i>Total: Interest Revenue</i>				
	\$ -	\$ 5,822	\$ -	-100.00%
<i>Transfers In</i>				
39000 Transfer From Other Funds	\$ -	\$ 690,000	\$ 1,280,000	85.51%
<i>Total: Transfers In</i>				
	\$ -	\$ 690,000	\$ 1,280,000	85.51%
Sub-Department Total: 000 - Revenues				
	\$ -	\$ 695,822	\$ 1,280,000	83.96%
Department Total: 760 - Debt Service				
	\$ -	\$ 695,822	\$ 1,280,000	83.96%
REVENUES Total				
	\$ -	\$ 695,822	\$ 1,280,000	83.96%
EXPENSES				
Department: 760 - Debt Service				
Sub-Department: 768 - Longmeadow Debt Service				
<i>Debt Service</i>				
80500 Debt Service Requirement	\$ -	\$ 690,000	\$ 1,280,000	85.51%
<i>Total: Debt Service</i>				
	\$ -	\$ 690,000	\$ 1,280,000	85.51%
<i>Contingency and Other</i>				
89000 Net Income	\$ -	\$ 5,822	\$ -	-100.00%
<i>Total: Contingency and Other</i>				
	\$ -	\$ 5,822	\$ -	-100.00%
Sub-Department Total: 768 - Longmeadow Debt Service				
	\$ -	\$ 695,822	\$ 1,280,000	83.96%
Department Total: 760 - Debt Service				
	\$ -	\$ 695,822	\$ 1,280,000	83.96%
EXPENSES Total				
	\$ -	\$ 695,822	\$ 1,280,000	83.96%
Fund REVENUE Total: 624 - Longmeadow Debt Service				
	\$ -	\$ 695,822	\$ 1,280,000	83.96%
Fund EXPENSE Total: 624 - Longmeadow Debt Service				
	\$ -	\$ 695,822	\$ 1,280,000	83.96%

FY 2018 Accomplishments

Transportation Improvement Program – Capital Projects:

- Bliss/Main/Fabyan- Phase II Engineering underway
- Bunker Road Extension – Phase II Engineering continues, Right of Way acquisitions underway
- Dauberman Road extension over IL 30 and BNSF railroad to Granart Road – Phase II underway
- Huntley Road at Galligan Road – construction nearly complete
- Kirk Road over UP Railroad – Phase I Engineering nearly complete
- Longmeadow Parkway – Section A2/B1 completed, Section B-2 construction is well underway, Section D construction is underway, Section C-1 construction is underway, Section C-3 was on the November 2018 letting
- Montgomery Road from IL 25 to Hill Road – Phase I Engineering continued
- Randall Road Adaptive Signal Control from Huntley Road to Big Timber Road – on the November 2018 letting
- Randall Road at Stearns Road- Engineering complete, construction letting in January 2019
- Randall Road at Weld Road – Engineering complete, targeting construction letting in March 2019
- Silver Glen over Otter Creek – Engineering complete, targeting construction letting in March 2019
- Engineering and land acquisition for various highway projects continued
- Various safety improvements completed

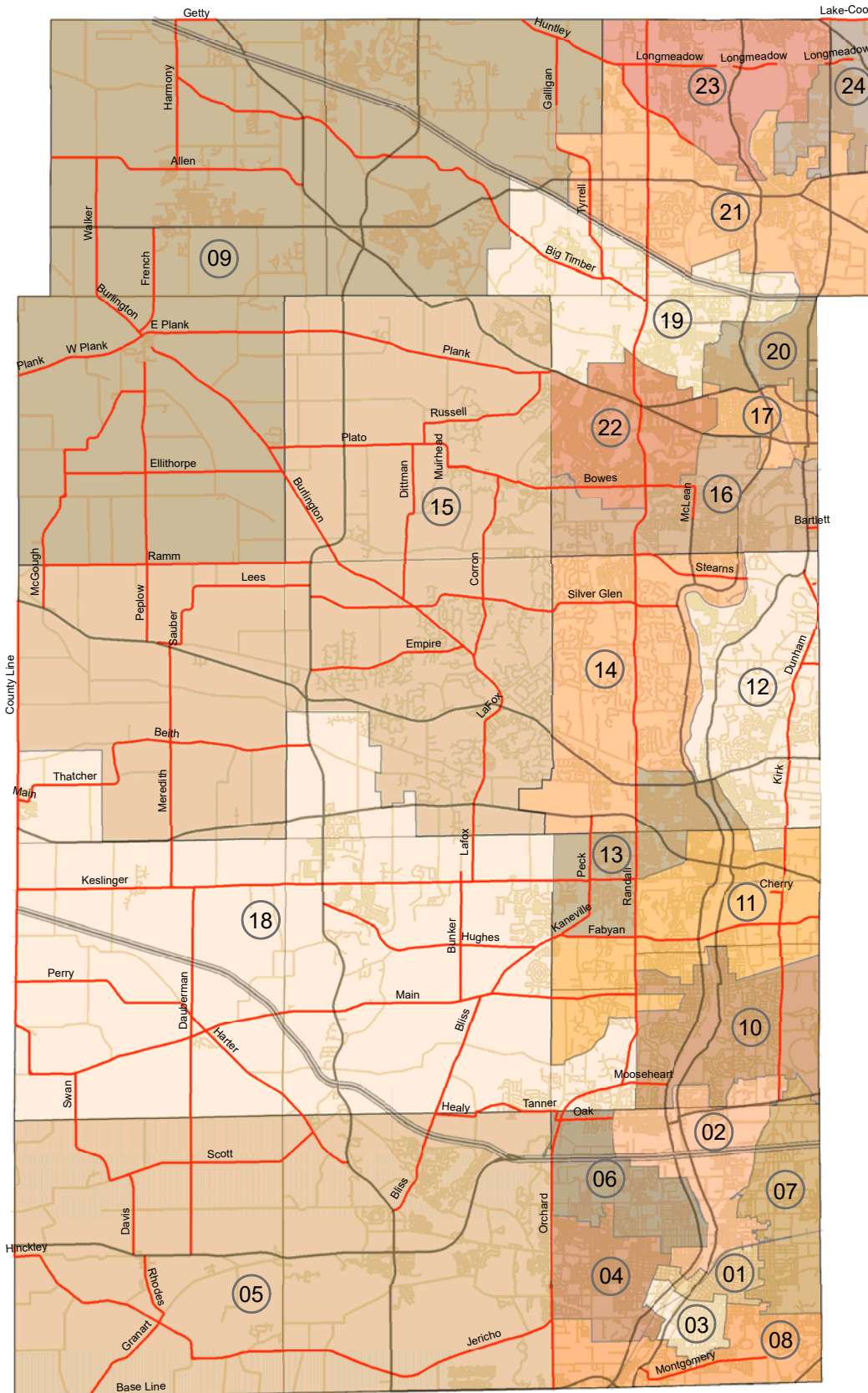
Maintenance Projects:

- Continued County & Township Bridge Maintenance Programs
- Maintained 311 Centerline miles of County Highways
- Completed Resurfacing for 26 miles of County Highways
- Completed Crack-sealing for 15 miles of County Highways
- Completed County Pavement Striping Program
- Completed Recessed Reflective Pavement Markers Program

General Projects and Programs:

- Continued Longmeadow Parkway Bridge Corridor – staging lettings for final segment in 2019
- Provided staff support to the Kane County Paratransit Coordinating Council and Ride in Kane Program
- Assisted townships with resurfacing programs and distribution of MFT Funds
- Developed project management and land acquisition tracking reports
- Enhanced various geographic information systems (GIS)
- Staffed the Council of Mayors and other area programming & planning activities
- Continued to update a county-wide accessibility inventory of county highway network

Kane County Board Members and Districts



Hampshire	Rutland	Dundee
Burlington	Plato	Elgin
Virgil	Campton	Saint Charles
Kaneville	Blackberry	Geneva Batavia
Big Rock	Sugar Grove	Aurora

County Board District Information

County Board Member and District
County Board Chairman Chris Lauzen

- 01, Myrna Molina
- 02, Theresa Barreiro
- 03, Anita Lewis
- 04, Angela C. Thomas
- 05, Bill Lenert
- 06, Matt Hanson
- 07, Monica Silva
- 08, Barbara Hernandez
- 09, Thomas A. Koppie
- 10, Susan Starrett
- 11, John Martin
- 12, John J. Hoscheit
- 13, Steve Weber
- 14, Mark Davoust
- 15, Barbara Wojnicki
- 16, Michael Kenyon
- 17, Deborah Allan
- 18, Drew Frasz
- 19, Mohammad "Mo" Iqbal
- 20, Penny Wegman
- 21, Clifford Surges
- 22, Douglas Schefflow
- 23, Chris Kious
- 24, Jarett Sanchez





RESOLUTION/ORDINANCE EXECUTIVE SUMMARY

Ordinance No.

Amending Ordinance No. 17-92, Kane County Road Improvement Impact Fee Ordinance

Committee Flow: Transportation Committee, Executive Committee, County Board

Contact: Tom Rickert, (630) 406-7305

Budget Information:

Was this item budgeted? N/A	Appropriation Amount: N/A
If not budgeted, explain funding source: N/A	

Summary:

The County Board significantly reduced the road impact fees by creating a percentage multiplier in the Kane County Road Improvement Impact Fee Ordinance. The original ordinance required only a portion of the calculated road impact fee to be paid, beginning with a 50% multiplier and increasing three (3) percent each year until reaching 62% on April 11, 2021. By the current amended ordinance, the multiplier is scheduled to increase to 53% on April 11, 2019.

In order to continue to promote new residential and commercial development, staff recommends an additional one year delay on the scheduled increases in the Kane County Road Improvement Impact Fee Multiplier in Exhibit C of the ordinance. The attached amending ordinance is proposed so that the multiplier would not increase from 50% until April 11, 2020.

EFFECTIVE DATES	IMPACT FEE MULTIPLIER -	
	CURRENT	PROPOSED
April 11, 2017 through April 10, 2018	50%	50%
April 11, 2018 through April 10, 2019	50%	50%
April 11, 2019 through April 10, 2020	53%	50%
April 11, 2020 through April 10, 2021	56%	53%
After April 11, 2021	59%	56%

STATE OF ILLINOIS

COUNTY OF KANE

ORDINANCE NO.

**AMENDING ORDINANCE NO. 17-92, KANE COUNTY ROAD IMPROVEMENT IMPACT FEE
ORDINANCE**

WHEREAS, current national and regional economic conditions have had negative impacts on the regional real estate market; and

WHEREAS, as part of the overall decline in the regional real estate markets, real estate development has remained sluggish in Kane County as compared to previous development levels; and

WHEREAS, the Kane County Board has previously delayed scheduled road impact fee increases until improvement in the regional real estate market; and

WHEREAS, to avoid exacerbation in the decline in new residential and commercial real estate development in Kane County, the County of Kane desires to freeze, for a period of one year, any scheduled increase in Kane County Road Improvement Impact Fee Multiplier as set forth in the amended Exhibit "C" to the Kane County Road Improvement Impact Fee Ordinance, (hereinafter the "Amendment"), a copy of which is on file in the office of the Kane County Clerk.

NOW, THEREFORE, BE IT RESOLVED by the Kane County Board that the Amendment to Kane County Board Ordinance No. 17-92 be and is hereby approved by replacing in its entirety the existing Exhibit "C" thereof with the Amendment (the Impact Fee Multiplier Schedule) that is attached hereto.

Passed by the Kane County Board on April 9, 2019.

John A. Cunningham
Clerk, County Board
Kane County, Illinois

Christopher J. Lauzen
Chairman, County Board
Kane County, Illinois

Vote:

19-03 AmdIFMltpler

Exhibit C: Impact Fee Multiplier

Effective Dates	Year
April 11, 2017 through April 10, 2018	50%
April 11, 2018 through April 10, 2019	50%
April 11, 2019 through April 10, 2020	50%
April 11, 2020 through April 10, 2021	53%
After April 11, 2021	56%



LOCATION: 5 E. DOWNER PLACE, SUITE E
AURORA, IL 60505

PHONE: 630.859.1331

FAX: 630.859.1336

WEBSITE: WWW.METROWESTCOG.ORG

March 11, 2019

Thomas Rickert
Deputy Director of Transportation
41W011 Burlington Road
St Charles, IL 60175

Re: Road Impact Fee Multiplier

Dear Mr. Rickert,

I am writing to you on behalf of Metro West Council of Government and its municipalities throughout the County to request that the County extend the moratorium on the escalator clause in the Kane County Road Impact Fee ordinance 18-97. As you know, the Kane County Board had granted a one-year moratorium on the escalator clause last year due to the downturn in the economy and its potential impact on economic development.

Unfortunately, the economy is still having an impact on development. While some private developments are being considered these days, developers are still faced with diminished demand and increased financing burdens. Any additional constraints, such as increased impact fees, would further exacerbate the downturn in economic development and its negative financial impact on the County as well as the municipalities. In light of these conditions, we respectfully request that the County Board continue the moratorium on further road impact fee increases until the economy further improves. We believe it would be mutually beneficial to hold off on any further increases at this time.

Please contact me or President Sean Michels of Sugar Grove if you have any questions about our request.

Sincerely,

Mary Randle
Executive Director

Algonquin – Aurora – Batavia – Big Rock – Burlington – Campton Hills – Carpentersville – Cortland – DeKalb – East Dundee – Elburn – Elgin – Geneva – Gilberts – Hampshire – Kaneville – Lily Lake – Maple Park – Millbrook – Minooka – Montgomery – Newark – North Aurora – Oswego – Pingree Grove – Plattville – St. Charles – Sleepy Hollow – South Elgin – Sugar Grove – Virgil – Wayne – West Dundee – Yorkville

KANE COUNTY DIVISION OF TRANSPORTATION

Traffic Operations & Permitting Department Monthly Report – March 19, 2019

TRAFFIC OPERATIONS

1. Combined Highway Safety Improvement Project (HSIP) on Randall Road (Silver Glen to County Line) and Adaptive Signal Control Technologies (ASCT) on Randall Road (Big Timber to Huntley) – This combined project involves the installation, collection, and processing of expanded real-time traffic data to optimize and adjust signal timings as well as flashing yellow arrow among other safety enhancements. The installation of permanent traffic signals at Randall and Hopps is also included in this project. Construction scheduled to begin in early 2019 and is targeted to complete in late 2020.

PERMITTING

Attached are spreadsheets showing issued permits for the past year and all open projects (listed by road name) currently in the review or construction stage. Also attached are the comparison graphs for access, utility and moving permits showing the number of permits issued for FY2019 versus FY2018. On-going permit projects:

1. Big Timber Road & Madeline Drive – Design is complete for traffic signal installation and interconnect to adjacent signals. Construction schedule uncertain.
2. Randall Road & Silver Glen Road southwest quadrant (Spectrum Senior Living) – Design is complete for left and right turn lane construction at access location. Construction expected in Spring 2019.
3. West Bartlett Road & IL Route 25 southeast quadrant (Circle K) – Concept plan approved.
4. Orchard Road & Jericho Road southwest quadrant (Ricky Rockets Development) – Design underway for turn lane installation at Jericho Road and Orchard Road access points and construction of west leg of Orchard/Rochester intersection.
5. Kirk Road & Wind Energy Pass southeast quadrant – Construction of temporary signals complete. Roadway plans to build the east leg of the intersection are approved. Construction expected in Spring 2019.
6. Randall Road & Woodward Drive (Audi Dealership) – Concept plan reviewed.
7. Plato Road at Tower Road (Burlington Central High School expansion) – Engineering plans approved for construction of left- and right-turn lanes at the westernmost access to Plato Road. Construction expected to begin in Summer 2019.
8. Fabyan Parkway at Janet Lane (The Landings Subdivision) – Roadway plans for construction of left- and right-turn lanes at the intersection are under review.

ACCESS CONSIDERATIONS / AGREEMENTS (IN DEVELOPMENT)

1. Randall Road (IL RT 72 to Binnie Road) -- Village of West Dundee & Dundee Township Park District
2. Fabyan Parkway at Kautz Road – The City of Geneva is designing the extension of Kautz Road from IL Route 38 to Fabyan Parkway.

Attachments: Permitting spreadsheets and charts

Detailed information available from: Kurt Nika, Chief of Traffic Operations & Permitting
630-406-7372

FY 2018 (Dec. 2017 thru Nov. 2018)				FY 2019 (Dec. 2018 thru Nov. 2019)			
Month	Access	Utility	Moving	Month	Access	Utility	Moving
December	0	8	114	December	3	12	156
January	4	15	86	January	3	44	143
February	1	6	121	February	2	18	152
March	4	19	180	March			
April	3	16	225	April			
May	6	7	274	May			
June	4	23	229	June			
July	8	15	316	July			
August	6	16	363	August			
September	5	23	265	September			
October	9	16	387	October			
November	2	14	285	November			
Total thru February 2018	5	29	321	Total thru February 2019	8	74	451

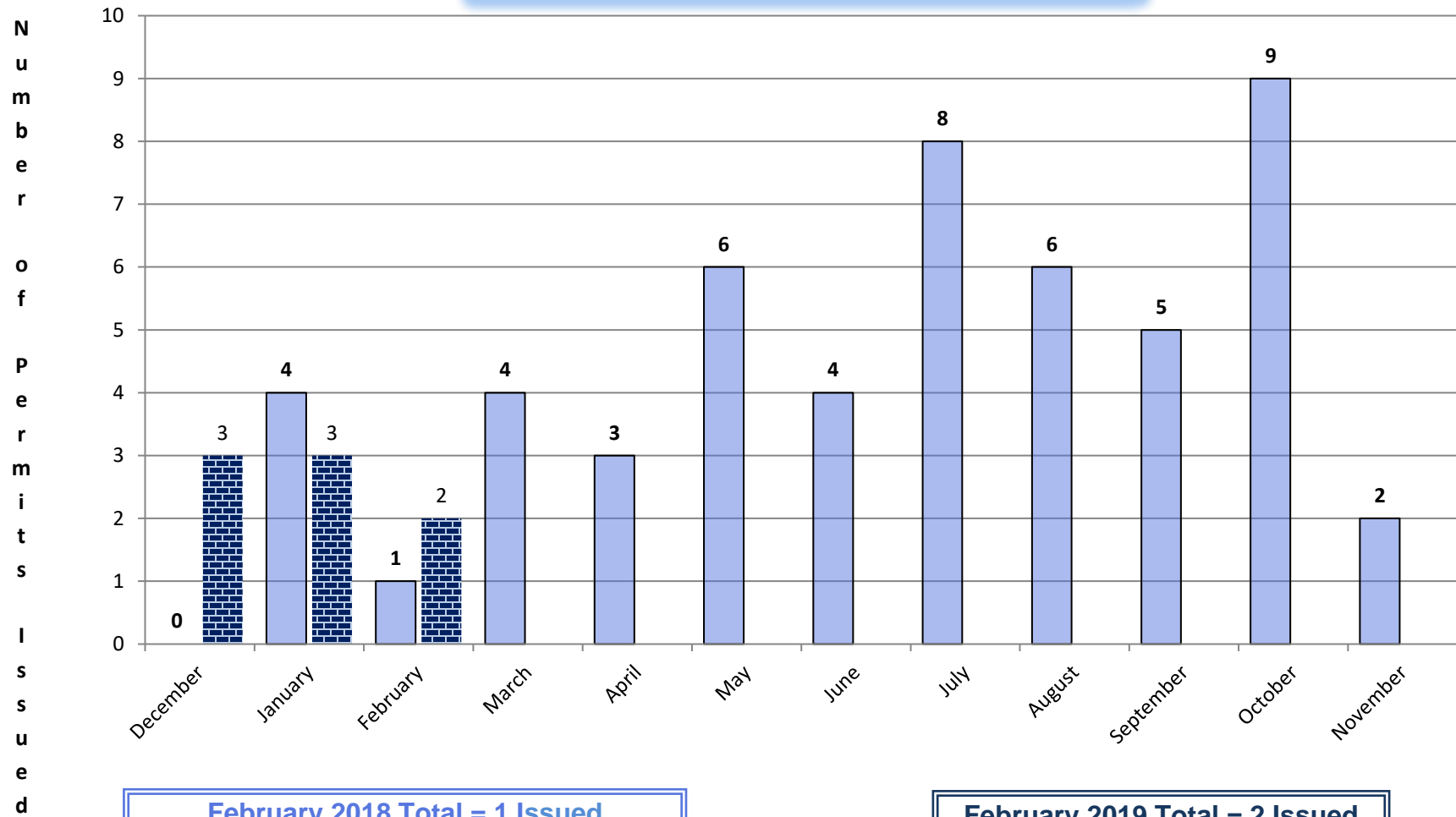
YTD Change %	+ 60 %	+ 155 %	+ 40 %
--------------	--------	---------	--------

Issued Permits

Fiscal Year 2018																PERMITS ISSUED																2018 REVENUE \$ COLLECTED	
Month	Utility	Temp	Major	Minimum	Detour	Events	Ag	R.O.W.	Subdivison	Traffic Signal Imp	Water Draw	Stormwater	Moving	MP-TWP	Moving \$	Access \$																	
Dec. 2017	8	0	0	0	0	0	0	0	0	0	0	0	100	14	\$16,510.00	\$6,050.00																	
Jan. 2018	15	0	0	0	0	0	1	3	0	0	0	0	78	8	\$18,275.00	\$12,700.00																	
Feb	6	0	0	0	0	0	0	1	0	0	0	0	110	11	\$7,400.00	\$4,500.00																	
Mar	19	1	0	0	0	3	0	0	0	0	0	0	159	21	\$14,370.00	\$18,200.00																	
Apr	16	0	0	0	0	1	1	1	0	0	0	0	197	28	\$10,065.00	\$7,600.00																	
May	7	2	0	0	0	3	0	1	0	0	0	0	255	19	\$16,750.00	\$16,200.00																	
June	23	2	1	0	0	1	0	0	0	0	0	0	205	24	\$11,930.00	\$13,550.00																	
July	15	0	0	2	0	0	2	2	0	0	2	0	277	39	\$21,095.00	\$11,000.00																	
Aug	16	0	0	1	0	2	1	1	0	0	0	0	316	47	\$29,270.00	\$15,100.00																	
Sept	23	3	0	0	0	0	0	2	0	0	0	0	241	24	\$29,270.00	\$11,900.00																	
Oct	16	0	1	1	0	2	2	3	0	0	0	0	331	56	\$23,060.00	\$8,600.00																	
Nov	14	0	0	0	0	0	0	1	0	0	0	1	243	42	\$17,705.00	\$7,100.00																	
Total thru February 2018	29	0	0	0	0	0	1	4	0	0	0	0	288	33	\$42,185.00	\$18,750.00																	

Fiscal Year 2019																PERMITS ISSUED																2019 REVENUE \$ COLLECTED	
Month	Utility	Temp	Major	Minimum	Detour	Events	Ag	R.O.W.	Subdivison	Traffic Signal Imp	Water Draw	Stormwater	Moving	MP-TWP	Moving \$	Access \$																	
Dec. 2018	12	1	0	0	0	0	2	0	0	0	0	0	146	10	\$35,245.00	\$11,150.00																	
Jan. 2019	44	0	0	0	0	1	0	2	0	0	0	0	128	15	\$13,770.00	\$9,750.00																	
Feb	18	0	0	0	0	0	0	1	0	0	0	1	137	15	\$10,820.00	\$10,900.00																	
Mar																																	
Apr																																	
May																																	
June																																	
July																																	
Aug																																	
Sept																																	
Oct																																	
Nov																																	
Total thru February 2019	74	1	0	0	0	1	2	3	0	0	0	1	411	40	\$59,835.00	\$31,800.00																	

Access/ROW Permit Comparison Chart

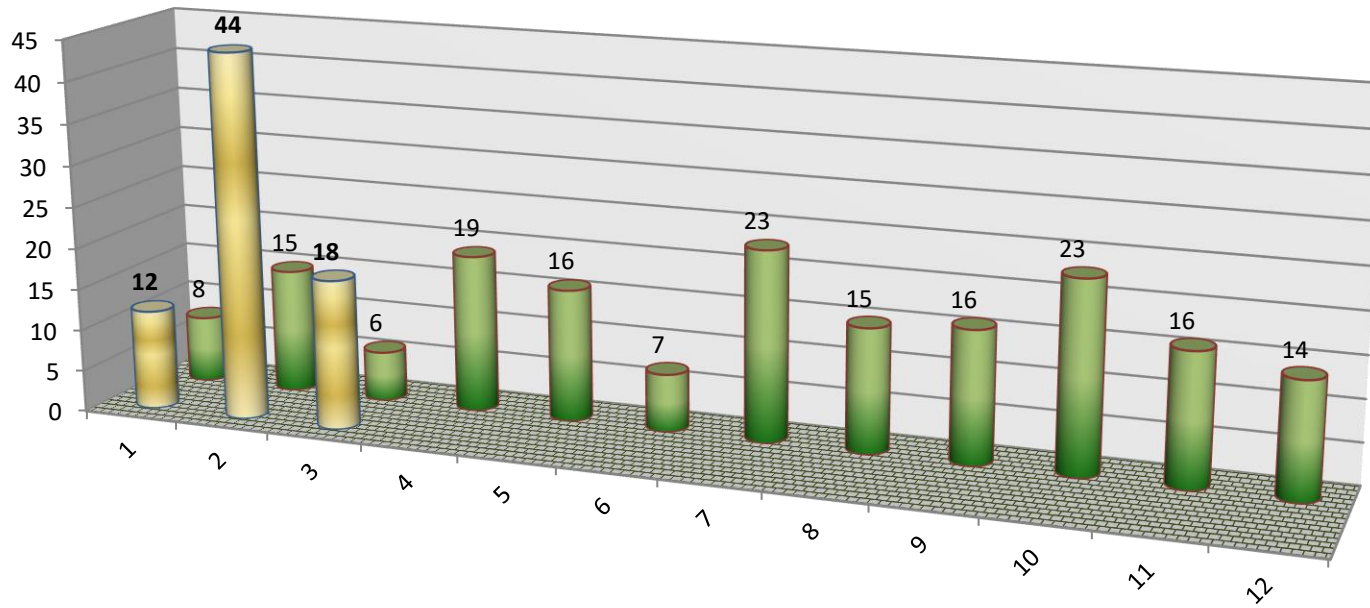


February 2018 Total = 1 Issued

February 2019 Total = 2 Issued

Utility Permit Comparison Chart

Number of Permits Issued



February 2018 Total = 6 Issued

February 2019 Total = 18 Issued

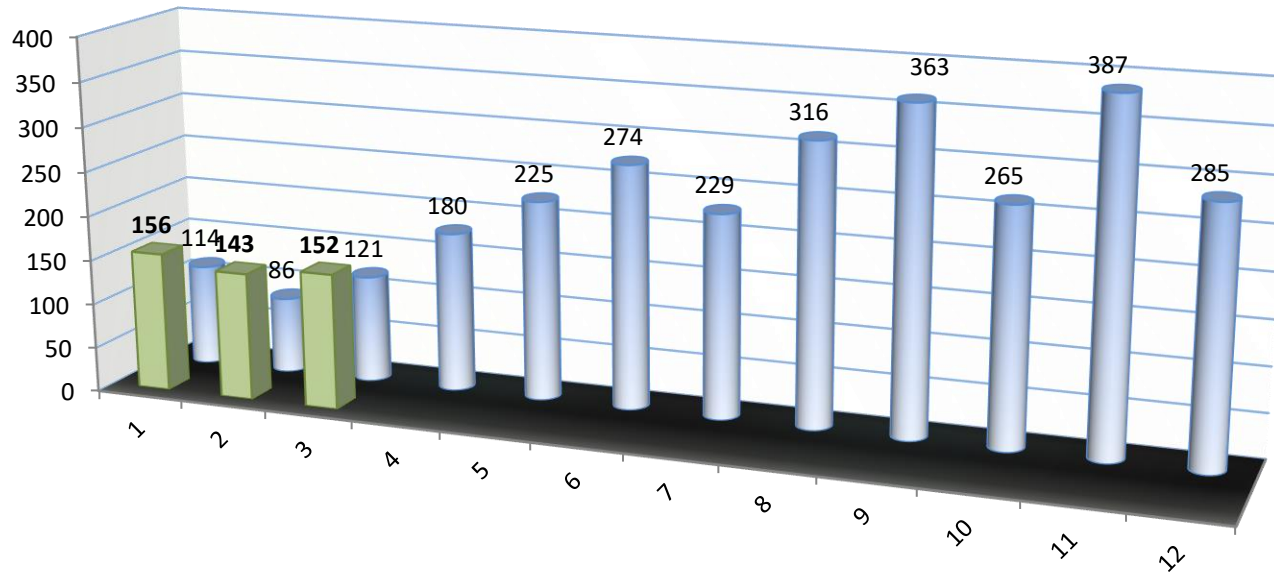
Moving Permit Comparison Chart

N
u
m
b
e
r

o
f

P
e
r
m
i
t
s

I
s
s
u
e
d



February 2018 Total = 121 Issued

February 2019 Total = 152 Issued



Access Status Log

41W011 Burlington Road, Saint Charles 60175
Phone: (630) 584-1171 Fax: (630) 584-5239

County of Kane

Projects from: 11/1/2018 to 2/28/2019

Permit Number	Permit Type	Highway Name	Development Name	Date Issued	Expiration Date	Status
PLTA20170000892	Utility Modif or New Const	Fabyan Parkway	Metronet	11/27/2018	02/25/2019	Issued
PLTA20170000893	Utility Modif or New Const	Fabyan Parkway	Metronet	01/04/2019	04/04/2019	Issued
PLTA20180000098	Utility Modif or New Const	Bunker Road	Metronet	01/16/2019	04/16/2019	Issued
PLTA20180000262	Utility Modif or New Const	Randall Rd	Nicor Gas	11/01/2018	05/01/2019	Issued
PLTA20180000418	Utility Modif or New Const	Randall Rd	MCI Metro	01/18/2019	04/18/2019	Issued
PLTA20180000554	Utility Modif or New Const	Montgomery Rd	MCI Metro	01/18/2019	04/18/2019	Issued
PLTA20180000770	Utility Modif or New Const	Montgomery Rd	MCI metro	12/26/2018	03/26/2019	Issued
PLTA20180000781	Stormwater Drainage	Huntley Rd	L & H Farms	02/04/2019	05/05/2019	Issued
PLTA20180000788	Utility KDOT Project	Fabyan Parkway	ComEd	01/11/2019	07/11/2019	Issued
PLTA20180000839	Utility Modif or New Const	Randall Rd	Verizon Wireless	12/13/2018	03/13/2019	Issued
PLTA20180000852	Utility Modif or New Const	Silver Glen Rd	MCI Metro	02/28/2019	05/29/2019	Issued
PLTA20180000914	Utility KDOT Project	Fabyan Parkway	AT&T	01/03/2019	07/03/2019	Issued
PLTA20180000957	Utility KDOT Project	Kirk Rd	City of Geneva	12/18/2018	03/18/2019	Issued

3/1/2019 8:54:40 AM

PLTA20180000959	Utility KDOT Project	Main St	Comcast	01/09/2019	04/09/2019	Issued
PLTA20180000990	Utility Modif Pub Impr		Nicor Gas	01/22/2019	07/24/2019	Issued
PLTA20180000991	Utility Modif or New Const		Nicor Gas	11/21/2018	02/19/2019	Issued
PLTA20180001014	Utility KDOT Project	Kirk Rd	Wide Open West	01/28/2019	07/28/2019	Issued
PLTA20180001024	Utility Modif Pub Impr	Plato Rd	ComEd	01/14/2019	07/14/2019	Issued
PLTA20180001030	Utility Modif or New Const		AT&T	11/05/2018	02/03/2019	Issued
PLTA20180001032	Utility Modif or New Const	Bowes Road	Comcast	11/21/2018	02/19/2019	Issued
PLTA20180001042	Utility Modif or New Const	Longmeadow Pky	ComEd	01/22/2019	04/22/2019	Issued
PLTA20180001057	Utility Modif or New Const	Longmeadow Pky	ComEd	11/15/2018	02/13/2019	Issued
PLTA20180001079	Utility Modif or New Const	Bliss Rd	Nicor	11/21/2018	02/19/2019	Issued
PLTA20180001082	Utility Major Maintenance	Silver Glen Rd	ComEd	11/08/2018	02/06/2019	Issued
PLTA20180001083	Right-of-Way Alteration	Granart Rd	Howard Rosenwinkel / HBR Farms	11/01/2018	01/30/2019	Issued
PLTA20180001084	Utility Modif or New Const	Tanner Rd	Comcast	11/07/2018	02/05/2019	Issued
PLTA20180001105	Utility Modif or New Const	Big Timber Rd	ComEd	11/13/2018	02/11/2019	Issued
PLTA20180001106	Utility Major Maintenance	Plank Rd	ComEd	12/06/2018	03/06/2019	Issued

3/1/2019 8:54:40 AM

PLTA20180001107	Utility Major Maintenance	Plank Rd	ComEd	12/05/2018	03/05/2019	Issued
PLTA20180001135	Utility Maj Mnt Sing Residence	Burlington Rd	Nicor	11/20/2018	02/18/2019	Issued
PLTA20180001138	Utility Modif or New Const	Empire Rd	AT&T Long Distance	12/18/2018	03/18/2019	Issued
PLTA20180001139	Utility Major Maintenance	Dunham Rd	ComEd Tree	11/29/2018	02/27/2019	Issued
PLTA20180001140	Utility Major Maintenance	Keslinger Rd	ComEd	11/30/2018	02/28/2019	Issued
PLTA20180001141	Utility Major Maintenance	Main St	ComEd	11/30/2018	02/28/2019	Issued
PLTA20180001144	Special Use Highway Event	Randall	Sly Fox Half Marathon	01/28/2019	04/28/2019	Issued
PLTA20180001148	Utility Major Maintenance	Corron Rd	ComEd	12/04/2018	03/04/2019	Issued
PLTA20180001150	Utility KDOT Project	Longmeadow Pky	Nicor	12/21/2018	03/21/2019	Issued
PLTA20180001151	Utility Major Maintenance	Fabyan Parkway	ComEd	12/04/2018	03/04/2019	Issued
PLTA20180001152	Utility Major Maintenance	Peck Rd	ComEd	12/04/2018	03/04/2019	Issued
PLTA20180001153	Utility Major Maintenance	Harmony Rd	ComEd - Tree	12/06/2018	03/06/2019	Issued
PLTA20180001154	Utility Major Maintenance	Keslinger Rd	ComEd	01/04/2019	04/04/2019	Issued
PLTA20180001155	Utility Major Maintenance	Tanner Rd	ComEd	01/07/2019	04/07/2019	Issued
PLTA20180001156	Utility Modif or New Const	Fabyan Parkway	ComEd	01/17/2019	04/17/2019	Issued

3/1/2019 8:54:40 AM

PLTA20180001157	Utility Major Maintenance	Kirk Rd	ComEd	01/17/2019	04/17/2019	Issued
PLTA20180001158	Utility Major Maintenance	Main St	ComEd	01/14/2019	04/14/2019	Issued
PLTA20180001168	Utility Modif or New Const	Bliss Rd	ComEd	01/03/2019	04/04/2019	Issued
PLTA20180001169	Utility Major Maintenance	Kirk Rd	ComEd	01/18/2019	04/18/2019	Issued
PLTA20180001170	Utility Major Maintenance	Kirk Rd	ComEd	01/18/2019	04/18/2019	Issued
PLTA20180001171	Utility Major Maintenance	Fabyan Parkway	ComEd	01/18/2019	04/18/2019	Issued
PLTA20180001173	Agricultural	04-22-400-010	Slade O'Keefe Creekside Farms	12/27/2018	03/27/2019	Issued
PLTA20180001173	Agricultural	04-22-400-012	Slade O'Keefe Creekside Farms	12/27/2018	03/27/2019	Issued
PLTA20180001173	Agricultural	04-23-300-003	Slade O'Keefe Creekside Farms	12/27/2018	03/27/2019	Issued
PLTA20180001173	Agricultural	Ellithorpe Rd	Slade O'Keefe Creekside Farms	12/27/2018	03/27/2019	Issued
PLTA20180001174	Agricultural	04-10-400-004	Slade O'Keefe Creekside Farms Ag access	12/27/2018	03/27/2019	Issued
PLTA20180001174	Agricultural	Burlington Rd	Slade O'Keefe Creekside Farms Ag access	12/27/2018	03/27/2019	Issued
PLTA20180001175	Utility Major Maintenance	Keslinger Rd	ComEd	01/14/2019	04/14/2019	Issued
PLTA20180001181	Utility Major Maintenance	Russell Rd	ComEd	01/11/2019	04/11/2019	Issued

3/1/2019 8:54:40 AM

PLTA20180001184	Utility Modif or New Const	Huntley Rd	Nicor	12/21/2018	03/21/2019	Issued
PLTA20180001185	Utility Maj Mnt Sing Residence	Walker Rd	Nicor Gas	01/10/2019	04/10/2019	Issued
PLTA20180001191	Temp Const Access	Keslinger Rd	Delnor Hospital Sign Replacement Keslinger Road at Randall Road Temporary Access	12/12/2018	03/12/2019	Issued
PLTA20180001192	Utility Major Maintenance	Bowes Road	ComEd	01/11/2019	04/11/2019	Issued
PLTA20180001193	Utility Modif or New Const	Randall Rd	Metronet	02/11/2019	05/12/2019	Issued
PLTA20180001196	Utility Major Maintenance	Empire Rd	ComEd	01/14/2019	04/14/2019	Issued
PLTA20180001203	Utility Major Maintenance	Randall Rd	ComEd	01/18/2019	04/18/2019	Issued
PLTA20180001204	Utility Major Maintenance	Main St	ComEd	01/14/2019	04/14/2019	Issued
PLTA20180001205	Utility Major Maintenance	Randall Rd	ComEd	01/14/2019	04/14/2019	Issued
PLTA20180001206	Utility Major Maintenance	Allen Rd	ComEd	01/14/2019	04/14/2019	Issued
PLTA20180001208	Utility Maj Mnt Sing Residence	Burlington Rd	Comcast	01/14/2019	04/14/2019	Issued
PLTA20180001215	Utility Major Maintenance	Fabyan Parkway	ComEd	01/14/2019	04/14/2019	Issued
PLTA20180001216	Utility Modif or New Const	Randall Rd	Comcast	01/14/2019	04/14/2019	Issued
PLTA20180001218	Utility Municipal Project	Bliss Rd	ComEd	02/14/2019	05/15/2019	Issued

3/1/2019 8:54:40 AM

PLTA20180001219	Utility Modif or New Const	Keslinger Rd	AT&T	01/09/2019	04/09/2019	Issued
PLTA20180001223	Utility Modif or New Const		AT&T	01/09/2019	04/09/2019	Issued
PLTA20180001225	Utility Major Maintenance	Silver Glen Rd	Comcast	01/18/2019	04/18/2019	Issued
PLTA20180001228	Right-of-Way Alteration	Burlington Rd	Burlington at Bolcum Soil Borings	01/08/2019	04/08/2019	Issued
PLTA20180001237	Utility Major Maintenance	Randall Rd	ComEd	01/14/2019	04/14/2019	Issued
PLTA20180001243	Utility Major Maintenance	FABYAN PARKWAY	ComEd	01/18/2019	04/18/2019	Issued
PLTA20180001244	Utility Modif or New Const	Dunham Rd	MCI Metro	02/05/2019	05/06/2019	Issued
PLTA20180001246	Utility Modif or New Const	Kirk Rd	MCI metro	02/20/2019	05/21/2019	Issued
PLTA20180001248	Utility Municipal Project	Plato Rd	AT&T	02/21/2019	05/22/2019	Issued
PLTA20180001249	Utility Maj Mnt Sing Residence	Harter Rd	Nicor	01/22/2019	04/22/2019	Issued
PLTA20180001250	Utility Modif or New Const	Randall Rd	Metronet	01/28/2019	04/28/2019	Issued
PLTA20180001251	Utility Major Maintenance	Kirk Rd	ComEd	01/18/2019	04/18/2019	Issued
PLTA20180001252	Right-of-Way Alteration	Fabyan Parkway	Intersection Improvement Soil Borings Fabyan and Louis Bork Dr	01/14/2019	04/14/2019	Issued
PLTA20190000006	Utility Modif or New Const	LaFox Rd	Comcast	02/20/2019	05/21/2019	Issued

3/1/2019 8:54:40 AM

PLTA20190000007	Utility Major Maintenance	Randall Rd	ComEd	02/05/2019	05/06/2019	Issued
PLTA20190000008	Utility Major Maintenance	Fabyan Parkway	ComEd	02/05/2019	05/06/2019	Issued
PLTA20190000010	Utility Modif or New Const	Hughes Rd	Metronet	01/16/2019	04/16/2019	Issued
PLTA20190000015	Utility Major Maintenance	Randall Rd	AT&T	01/11/2019	04/11/2019	Issued
PLTA20190000036	Utility Modif or New Const	Randall Rd	Metronet	01/29/2019	04/29/2019	Issued
PLTA20190000047	Right-of-Way Alteration	Dauberman Rd	Wang Engineering	02/11/2019	05/12/2019	Issued
PLTA20190000053	Utility Major Maintenance	Main St	ComEd	02/05/2019	05/06/2019	Issued
PLTA20190000054	Utility Major Maintenance	Fabyan Parkway	ComEd	02/04/2019	05/05/2019	Issued
PLTA20190000055	Utility Major Maintenance		ComEd	02/04/2019	05/05/2019	Issued
PLTA20190000060	Utility Major Maintenance	Randall Rd	ComEd	02/27/2019	05/28/2019	Issued
PLTA20190000062	Utility Major Maintenance	Plank Rd	ComEd	02/28/2019	05/29/2019	Issued
PLTA20190000063	Utility KDOT Project	Silver Glen Rd	ComEd	01/28/2019	07/28/2019	Issued
PLTA20190000090	Utility Modif or New Const	Huntley Rd	MCI Metro	02/25/2019	05/27/2019	Issued
PLTA20190000124	Utility KDOT Project	Randall Rd	ComEd	02/20/2019	05/21/2019	Issued
PLTA20190000171	Utility Modif or New Const	Silver Glen Rd	Com Ed	02/28/2019	05/29/2019	Issued
PLTA20190000173	Utility Modif or New Const	Randall Rd		02/25/2019	05/23/2019	Issued

3/1/2019 8:54:40 AM



Access Status Log

41W011 Burlington Road, Saint Charles 60175
Phone: (630) 584-1171 Fax: (630) 584-5239

County of Kane

Projects from: 2/1/2017 to 2/28/2019

Permit Number	Permit Type	Highway Name	Development Name	Date Issued	Expiration Date	Status
PLTA20170000107	Agricultural	01-30-400-002	Anderson Ag access		06/30/2017	Open
PLTA20170000107	Agricultural	15N220 WALKER RD, HAMPSHIRE, IL 60140	Anderson Ag access		06/30/2017	Open
PLTA20170000149	Detour		Huntley-Randall Detour for County Line Road Project			Open
PLTA20170000149	Right-of-Way Alt Public Imp		Huntley-Randall Detour for County Line Road Project			Open
PLTA20170000425	Right-of-Way Alteration	Orchard Rd	City of Aurora			Open
PLTA20170000465	Minor Access	Longmeadow Pky	Longmeadow Parkway & Forest Drive	06/02/2017		Open
PLTA20170000535	Minor Access	FABYAN PARKWAY	EREG Development LLC - Campana Redevelopment			Open
PLTA20170000790	Utility KDOT Project	Longmeadow Pky	Comed			Open
PLTA20170000874	Utility Modif or New Const	Kirk Rd	Metronet	12/06/2017	06/04/2018	Open
PLTA20170000931	Utility Modif or New Const	6N509 CORRON RD, ST. CHARLES, IL 60175	Comcast	11/17/2017	02/17/2018	Open

3/1/2019 8:55:50 AM

PLTA20170000980	Utility Modif or New Const	Fabyan Parkway	Nicor			Open
PLTA20180000210	Right-of-Way Alteration	W Bartlett Rd	Nelson Testing			Open
PLTA20180000230	Major Access	Silver Glen Rd	Spectrum Acquisition South Elgin, LLC			Open
PLTA20180000357	Utility Modif or New Const	Randall Rd	MCI Metro	08/17/2018	11/15/2018	Open
PLTA20180000502	Utility Modif or New Const	Randall Rd	MCI Metro			Open
PLTA20180000507	Major Access	Jericho Rd	Rick Heidner Jericho & Orchard, LLC			Open
PLTA20180000609	Utility Modif or New Const	Dunham Rd	MCI Metro			Open
PLTA20180000632	Utility Modif or New Const	Randall Rd	MCI Metro			Open
PLTA20180000633	Utility Modif or New Const	Huntley Rd	MCI metro			Open
PLTA20180000634	Utility Modif or New Const	Huntley Rd	MCI metro			Open
PLTA20180000717	Utility Modif or New Const	Kirk Rd	Nicor			Open
PLTA20180000919	Major Access	Fabyan Parkway	Mr. JNB Batavia, LLC			Open
PLTA20180000958	Utility KDOT Project	Longmeadow Pky	AT&T			Open
PLTA20180000967	Minimum Access	06-30-400-016	SAC Wireless Cell Tower Access			Open

3/1/2019 8:55:50 AM

PLTA20180000967	Minimum Access	38W201 BOWES RD, ELGIN, IL 60124	SAC Wireless Cell Tower Access			Open
PLTA20180000967	Minimum Access	Bowes Road	SAC Wireless Cell Tower Access			Open
PLTA20180000967	Minimum Access	Bowes Road: Muirhead to McLean Intersecting McLean	SAC Wireless Cell Tower Access			Open
PLTA20180000987	Stormwater Drainage		Rural Street (over Indian Creek) Bridge Replacement			Open
PLTA20180001023	Utility Modif or New Const	Longmeadow Pky	Comcast	12/03/2018	03/04/2019	Open
PLTA20180001117	Right-of-Way Alteration	Orchard Rd	Fox Valley Park District	11/21/2018	12/31/2018	Open
PLTA20180001124	Right-of-Way Alteration	Stearns Rd	Miguel Bautista			Open
PLTA20180001137	Utility Modif or New Const		Draftpros			Open
PLTA20180001142	Utility Modif or New Const	Huntley Rd	Draftpros			Open
PLTA20180001146	Utility Modif or New Const	Stearns Rd	Metronet			Open
PLTA20180001147	Utility Modif or New Const	Bowes Road	MCI Metro			Open
PLTA20180001149	Utility Modif or New Const	Fabyan Parkway	AT &T			Open
PLTA20180001186	Utility Modif or New Const	Randall Rd	MCI Metro			Open
PLTA20180001209	Utility Modif or New Const	Orchard Rd	MCI Metro			Open

3/1/2019 8:55:50 AM

PLTA20180001227	Utility Modif or New Const	Orchard Rd	MCI Metro			Open
PLTA20180001247	Utility Modif or New Const	Kirk Rd	Comcast			Open
PLTA20190000034	Major Access	Keslinger Rd	Village of Elburn Public Works			Open
PLTA20190000035	Utility Modif or New Const	Bolz Rd	Comcast			Open
PLTA20190000057	Utility Modif or New Const	Keslinger Rd	MCI metro			Open
PLTA20190000058	Utility Modif or New Const	Keslinger Rd	Draftpros			Open
PLTA20190000059	Utility Modif or New Const	Big Timber Rd	MCI metro			Open
PLTA20190000064	Utility Modif or New Const	Randall Rd	WOW			Open
PLTA20190000085	Utility Modif or New Const	Randall Rd	Draftpros			Open
PLTA20190000086	Utility Modif or New Const	Empire Rd	ComEd			Open
PLTA20190000087	Utility Modif or New Const	Orchard Rd	AT &T			Open
PLTA20190000088	Utility Modif or New Const	Dunham Rd	Draftpros			Open
PLTA20190000089	Utility Modif or New Const	Randall Rd	Draftpros	01/28/2019		Open
PLTA20190000091	Utility Modif or New Const	Randall Rd	Draftpros			Open
PLTA20190000092	Utility Modif or New Const	Randall Rd	Draftpros			Open

3/1/2019 8:55:50 AM

PLTA20190000093	Utility Modif or New Const	Randall Rd	Draftpros			Open
PLTA20190000119	Utility Modif or New Const	Main St	ComEd			Open
PLTA20190000120	Utility Modif or New Const	Allen Rd	AT&T			Open
PLTA20190000121	Utility Modif or New Const	Kirk Rd	AT&T			Open
PLTA20190000122	Utility Modif or New Const	Kaneville Rd	ComEd			Open
PLTA20190000123	Utility Modif or New Const	Kirk Rd	Comcast			Open
PLTA20190000127	Utility Modif or New Const	Peplow Rd	ComEd			Open
PLTA20190000136	Right-of-Way Alteration	Big Timber Rd	Trans Canada Energy			Open
PLTA20190000138	Utility Modif or New Const	Huntley Rd	ComEd			Open
PLTA20190000154	Utility Modif or New Const	Longmeadow Pky	ComEd			Open
PLTA20190000155	Utility Modif or New Const	Main St	AT&T			Open
PLTA20190000157	Utility Modif or New Const	Fabyan Parkway	AT&T			Open
PLTA20190000159	Utility Modif or New Const	Peck Rd	Com Ed			Open
PLTA20190000160	Utility Modif or New Const	Randall Rd	ComEd			Open
PLTA20190000175	Utility Modif or New Const	Randall Rd	MCI Metro			Open

3/1/2019 8:55:50 AM

PLTA20190000176	Utility Modif or New Const	Randall Rd	MCI Metro			Open
PLTA20190000179	Utility Modif or New Const	Kirk Rd	MCI Metro			Open
PLTA20190000180	Utility Modif or New Const	Randall Rd	MCI Metro			Open
PLTA20190000181	Utility Modif or New Const	Randall Rd	MCI Metro			Open
PLTA20190000182	Utility Modif or New Const	Orchard Rd	ComEd			Open
PLTA20190000183	Utility Modif or New Const	Randall Rd	AT&T			Open
PLTA20190000185	Minimum Access	05-13-300-008	John Psyhos			Open
PLTA20190000185	Minimum Access	11N198 RUSSELL ROAD, ELGIN, IL 60123	John Psyhos			Open
PLTA20190000185	Minimum Access	Russell Rd	John Psyhos			Open
PLTA20190000185	Minimum Access	Russell Rd: Rippburger to Plato Intersecting Plato	John Psyhos			Open
PLTA20190000196	Utility Modif or New Const	Big Timber Rd	ComEd			Open
TA20060025	Access Permit	02-02-200-004	Village of Algonquin Well #15	02/03/2006	02/03/2008	Open
TA20060025	Permit Expiration Extension	02-02-200-004	Village of Algonquin Well #15	02/03/2006	02/03/2013	Open
TA20060025	Permit Expiration Extension	02-02-200-004	Village of Algonquin Well #15	02/03/2006	02/03/2023	Open
TA20060025	Temp Const Access	02-02-200-004	Village of Algonquin Well #15	02/03/2006	02/03/2018	Open

3/1/2019 8:55:50 AM

TA20060025	Access Permit	HUNR1	Village of Algonquin Well #15	02/03/2006	02/03/2008	Open
TA20060025	Permit Expiration Extension	HUNR1	Village of Algonquin Well #15	02/03/2006	02/03/2013	Open
TA20060025	Permit Expiration Extension	HUNR1	Village of Algonquin Well #15	02/03/2006	02/03/2023	Open
TA20060025	Temp Const Access	HUNR1	Village of Algonquin Well #15	02/03/2006	02/03/2018	Open
TA20080042	Major Access	Big Timber Rd	Prairie Ridge Neigh T - AA			Open
TA20080042	Major Access	Big Timber Rd: Harmony to Randall Intersecting Ran	Prairie Ridge Neigh T - AA			Open
TA20080213	Major Access	---	Royalton Preserve Subdivision			Open
TA20080213	Major Access	Main St	Royalton Preserve Subdivision			Open
TA20080213	Major Access	Main St: W County Line to Randall Intersecting Ran	Royalton Preserve Subdivision			Open
TA20090033	Right-of-Way Alteration	---	Village of Hampshire Big Tim-20 Rd. Imp.			Open
TA20090033	Right-of-Way Alteration	Big Timber Rd	Village of Hampshire Big Tim-20 Rd. Imp.			Open
TA20090033	Right-of-Way Alteration	Big Timber Rd: Harmony to Randall Intersecting Ran	Village of Hampshire Big Tim-20 Rd. Imp.			Open
TA20090084	Major Access	01-35-300-002	Serosun Farms Development			Open

3/1/2019 8:55:50 AM

TA20090084	Major Access	01-35-400-002	Serosun Farms Development			Open
TA20090084	Major Access	01-36-300-004	Serosun Farms Development			Open
TA20090084	Major Access	Plank Rd	Serosun Farms Development			Open
TA20090084	Major Access	Plank Rd: W County Line to Route 20 Intersecting R	Serosun Farms Development			Open
TA20090121	Minimum Access	08-10-405-006	Pat Prestidge Lot Access			Open
TA20090121	Temp Const Access	08-10-405-006	Pat Prestidge Lot Access			Open
TA20090121	Minimum Access	Burlington Rd	Pat Prestidge Lot Access			Open
TA20090121	Temp Const Access	Burlington Rd	Pat Prestidge Lot Access			Open
TA20090121	Minimum Access	Burlington Rd: IC RR to 64 Intersecting Rte 64	Pat Prestidge Lot Access			Open
TA20090121	Temp Const Access	Burlington Rd: IC RR to 64 Intersecting Rte 64	Pat Prestidge Lot Access			Open
TA20090196	Major Access	12-05-400-007	Meadowbrook Manor Nursing Facility			Open
TA20090196	Major Access	Keslinger Rd	Meadowbrook Manor Nursing Facility			Open

3/1/2019 8:55:50 AM

TA20090196	Major Access	Keslinger Rd: W County Line to Randall Intersectin	Meadowbrook Manor Nursing Facility			Open
TA20100028	Major Access	0131	Weydert Development			Open
TA20100073	Right-of-Way Alteration	---	McDonalds Restaurant Sidewalk Extension			Open
TA20100073	Right-of-Way Alteration	Randall Rd	McDonalds Restaurant Sidewalk Extension			Open
TA20100073	Right-of-Way Alteration	Randall Rd: N County Line to Orchard Intersecting	McDonalds Restaurant Sidewalk Extension			Open
TA20130228	Agricultural	10-10-400-001	Manger Farms Ag Access		01/15/2014	Open
TA20130228	Agricultural	Dauberman Rd	Manger Farms Ag Access		01/15/2014	Open
TA20130228	Agricultural	Dauberman Rd: Keslinger to 30 Intersecting Rte 30	Manger Farms Ag Access		01/15/2014	Open
TA20140020	Utility KDOT Project	---	AT & T			Open
TA20140020	Utility KDOT Project	Bliss Rd	AT & T			Open
TA20140020	Utility KDOT Project	Bliss Rd: Main to Rte 47 Intersecting Rte 47	AT & T			Open
TA20140036	Major Access	08-02-300-007	Natural Resource Facility-Forest Pres.		05/28/2014	Open
TA20140036	Major Access	Silver Glen Rd	Natural Resource Facility-Forest Pres.		05/28/2014	Open

3/1/2019 8:55:50 AM

TA20140036	Major Access	Silver Glen Rd: Route 47 to Route 31 Intersecting	Natural Resource Facility-Forest Pres.		05/28/2014	Open
TA20140060	Right-of-Way Alteration	---	BNSF Railroad Track Repair		07/02/2014	Open
TA20140060	Right-of-Way Alteration	Kirk Rd	BNSF Railroad Track Repair		07/02/2014	Open
TA20140060	Right-of-Way Alteration	Kirk Rd: Dunham to Route 56 Intersecting Route 56	BNSF Railroad Track Repair		07/02/2014	Open
TA20140107	Major Access	---	Elburn Station Subdivision			Open
TA20140107	Major Access	Keslinger Rd	Elburn Station Subdivision			Open
TA20140107	Major Access	Keslinger Rd: W County Line to Randall Intersectin	Elburn Station Subdivision			Open
TA20140111	Detour	---	Oak Street Detour - Village of N Aurora		07/10/2014	Open
TA20140111	Detour	Orchard Rd	Oak Street Detour - Village of N Aurora		07/10/2014	Open
TA20140111	Detour	Orchard Rd: Intersecting Randall Rd	Oak Street Detour - Village of N Aurora		07/10/2014	Open
TA20140183	Right-of-Way Alteration	Randall Rd	ISTHA	09/16/2014	12/11/2014	Open
TA20140183	Right-of-Way Alteration	Randall Rd: N County Line to Orchard Intersecting	ISTHA	09/16/2014	12/11/2014	Open

3/1/2019 8:55:50 AM

TA20140205	Right-of-Way Alteration	Randall Rd	City of Elgin			Open
TA20140205	Right-of-Way Alteration	Randall Rd: N County Line to Orchard Intersecting	City of Elgin			Open
TA20140208	Agricultural	Hinckley Rd	Ingrid O'Brien/Kevin Marshall			Open
TA20140208	Agricultural	Hinckley Rd: Jericho to Big Rock Ck Intersecting J	Ingrid O'Brien/Kevin Marshall			Open
TA20140230	Utility Modif or New Const	---	Nicor Gas			Open
TA20140230	Utility Modif or New Const	Meredith Rd	Nicor Gas			Open
TA20140230	Utility Modif or New Const	Meredith Rd: IC Trail to Keslinger Intersecting Ke	Nicor Gas			Open
TA20150085	Utility Modif or New Const	---	Wide Open West			Open
TA20150085	Utility Modif or New Const	Main St	Wide Open West			Open
TA20150085	Utility Modif or New Const	Main St: W County Line to Randall Intersecting Ran	Wide Open West			Open
TA20150155	Utility New Construction NF-U	---	Wide Open West		10/14/2015	Open
TA20150155	Utility New Construction NF-U	W Bartlett Rd	Wide Open West		10/14/2015	Open

3/1/2019 8:55:50 AM

TA20150155	Utility New Construction NF-U	W Bartlett Rd: Route 25 to Cook Co Intersecting Co	Wide Open West		10/14/2015	Open
TA20150192	Traffic Signal Improvements	Big Timber Rd	Pancor Construction & Development			Open
TA20150192	Traffic Signal Improvements	Big Timber Rd: Harmony to Randall Intersecting Ran	Pancor Construction & Development			Open
TA20150208	Utility Modif or New Const	---	AT & T			Open
TA20150208	Utility Modif or New Const	Kirk Rd	AT & T			Open
TA20150208	Utility Modif or New Const	Kirk Rd: Dunham to Route 56 Intersecting Route 56	AT & T			Open
TA20150214	Utility Major Maintenance	---	ComEd		12/30/2015	Open
TA20150214	Utility Major Maintenance	Ellithorpe Rd	ComEd		12/30/2015	Open
TA20150214	Utility Major Maintenance	Ellithorpe Rd: McGough to Burlington Intersecting	ComEd		12/30/2015	Open
TA20150256	Utility Modif or New Const		Mobilitie LLC			Open
TA20150256	Utility Modif or New Const	---	Mobilitie LLC			Open
TA20150272	Detour	Seavey Rd	Seavey Road Bridge over Lake Run Creek		12/31/2016	Open

3/1/2019 8:55:50 AM

TA20150272	Stormwater Drainage	Seavey Rd	Seavey Road Bridge over Lake Run Creek		12/31/2016	Open
TA20150272	Detour	Seavey Rd: Intersecting Bliss	Seavey Road Bridge over Lake Run Creek		12/31/2016	Open
TA20150272	Stormwater Drainage	Seavey Rd: Intersecting Bliss	Seavey Road Bridge over Lake Run Creek		12/31/2016	Open
TA20150279	Utility Modif or New Const	---	A T & T			Open
TA20150279	Utility Modif or New Const	Bowes Road	A T & T			Open
TA20150279	Utility Modif or New Const	Bowes Road: Muirhead to McLean Intersecting McLean	A T & T			Open
TA20160135	Utility Modif or New Const	---	Network Technology Authority			Open
TA20160135	Utility Modif or New Const	Meredith Rd	Network Technology Authority			Open
TA20160135	Utility Modif or New Const	Meredith Rd: IC Trail to Keslinger Intersecting Ke	Network Technology Authority			Open
TA20160160	Utility KDOT Project	---	Nicor			Open
TA20160160	Utility KDOT Project	Bunker Road	Nicor			Open
TA20160160	Utility KDOT Project	Bunker Road: Keslinger to Main Intersecting Main S	Nicor			Open

3/1/2019 8:55:50 AM

TA20160169	Utility Modif or New Const	---	ComEd			Open
TA20160169	Utility Modif or New Const	Keslinger Rd	ComEd			Open
TA20160169	Utility Modif or New Const	Keslinger Rd: W County Line to Randall Intersectin	ComEd			Open
TA20160171	Right-of-Way Alteration	---	Village of Burlington, N.Main Stormwater	08/16/2016	11/15/2016	Open
TA20160171	Right-of-Way Alteration	Plank Rd	Village of Burlington, N.Main Stormwater	08/16/2016	11/15/2016	Open
TA20160171	Right-of-Way Alteration	Plank Rd: W County Line to Route 20 Intersecting R	Village of Burlington, N.Main Stormwater	08/16/2016	11/15/2016	Open
TA20160184	Detour	---	Burlington National Sante Fe RR Repair		08/05/2016	Open
TA20160184	Detour	Kirk Rd	Burlington National Sante Fe RR Repair		08/05/2016	Open
TA20160184	Detour	Kirk Rd: Dunham to Route 56 Intersecting Route 56	Burlington National Sante Fe RR Repair		08/05/2016	Open
TA20160260	Right-of-Way Alteration	---	Candlewood Suites			Open
TA20160260	Right-of-Way Alteration	Orchard Rd	Candlewood Suites			Open
TA20160260	Right-of-Way Alteration	Orchard Rd: Intersecting Randall Rd	Candlewood Suites			Open

3/1/2019 8:55:50 AM

TA20160268	Agricultural	02-18-300-004	Ray Heinberg			Open
TA20160268	Agricultural	Big Timber Rd	Ray Heinberg			Open
TA20160268	Agricultural	Big Timber Rd: Harmony to Randall Intersecting Ran	Ray Heinberg			Open
TA20170006	Utility KDOT Project	---	ComEd			Open
TA20170006	Utility KDOT Project	Burlington Rd	ComEd			Open
TA20170006	Utility KDOT Project	Burlington Rd: IC RR to 64 Intersecting Rte 64	ComEd			Open
TA20170036	Right-of-Way Alteration	Tanner Rd	Village of North Aurora	02/24/2017	06/30/2017	Open

3/1/2019 8:55:50 AM

**Project Implementation Report
Monthly Report – March 19, 2019**

Staff will describe the County's Land Acquisition process and associate timeframes for each step.

Construction Highlights

- Longmeadow Parkway (Section A-2/B-1) Randall to White Chapel - The contractor is now working with the consultant and County on agreeing to final numbers.
- Longmeadow Parkway (Section B-2) White Chapel to E/O IL 31 – Cold weather and snow have severely hampered work for the past few weeks. The contractor continues work on the two retaining walls on the project. Anticipated project completion is November 2019.
- Longmeadow Parkway (Section C-1)-East of IL 31 to Sandbloom Rd- New Bridge over the Fox River- The contractor is working on the haul road to the river and work necessary to set cofferdams to start pier work for the new bridge. Weather is playing havoc with the intended work, which is ongoing slow, but steady. Completion date is November 2020.
- Longmeadow Parkway (Section D) - E/O IL 25 to IL 62 and along IL 62 –Contractor has completed work on a retaining wall adjacent to IL 62. Project is on hold until the weather clears. Other tasks will begin as weather and project conditions improve. Anticipated project completion is June 2019.
- Longmeadow Parkway (Section C-3) IL Route 25 Intersection Improvement - Utility relocation has started along IL Route 25. Work will continue as weather allows. Project Completion is November 2019.
- Huntley Road at Galligan Road Intersection Improvement - The new traffic signal is operational. Project completion is targeting spring 2019 in order to address landscaping and punch list items.
- Main Street Road at Deerpath Road Intersection Improvement by the City of Batavia – Construction to start spring 2019 with anticipated completion fall 2019.
- Kirk Road at Pine Street Intersection Improvement – Construction to start spring 2019. Anticipated completion fall 2019.
- Fabyan Parkway at Kirk Road Intersection Reconstruction – Utility relocation ongoing, construction to start spring 2019 with anticipated completion mid-August 2020.
- Stage 3 HSIP Randall Road – Huntley Road to Big Timber Road - Adaptive Signal Control combined with Stage 3 HSIP Randall Rd from North County Line to Silver Glen Rd – Safety improvements such as Flashing Yellow Arrow signal modification, streetlights, ADA access, pedestrian crossings, and adaptive signal control system. Construction to start spring 2019. Interim completion date for the Hopps Road intersection is July 31, 2019, interim completion date for adaptive signal control system is June 1, 2020 and anticipated completion date for remainder is December 2020.
- Stearns Road (Stage 5A) at Randall Road Intersection Improvement - to add an additional lane on Randall Road - Construction to start spring 2019 with anticipated completion fall 2019.
- Kirk Road – IL 56 to Cherry Lane - safety improvements such as striping and traffic signal modifications – Construction to start spring 2019 with anticipated completion Nov. 2019.
- Kirk Road Multi-Use Path Reconstruction – Construction to start spring 2019 with anticipated completion fall 2019.
- Peplow Road over Trib. To Virgil Ditch #3 – Bridge replacement, ½ mile of roadway reconstruction and sheet piling on east side to protect road from the creek. Construction to start in the spring with anticipated completion in fall 2019.

- Randall Road at Weld Road/U.S. 20 – Intersection reconstruction to add a new northbound to eastbound ramp to US 20. Construction to start late spring with anticipated completion in Dec 2019.
- Silver Glen Road over Otter Creek – Bridge replacement to start late spring with an anticipated completion in Nov 2019.

Design and Land Acquisition Highlights

- Longmeadow Parkway Bridge Corridor – The status for the 2 remaining sections (contracts) are as follows:
 - Section C-2 Sandbloom/Williams to IL 25 targeting late 2019/early 2020 letting dependent upon ongoing ROW acquisition (4 parcels remain)
 - Section C-4 Toll Collection System targeting 2020 local letting
- Bliss/Fabyan/Main Realignment and Roundabout – PE II and ROW are ongoing
- Bliss Road over Lake Run Creek culvert – PE II and ROW are ongoing
- Bunker Road Extension – Keslinger Road to LaFox Road – PE II and ROW are ongoing
- Burlington Road over Tributary to Virgil Ditch #3 culvert – PE II and ROW are ongoing
- Dauberman Road Extension – Granart Road to US 30 – PE II and ROW are ongoing
- Harmony Road over Harmony Creek culvert – PE II and ROW are ongoing
- Kirk Road over UP RR, Metra & Tyler Creek – PE I is ongoing
- Main Street Road over Blackberry Creek & at IL 47 – IDOT's lead - targeting 04/26/19 letting
- Stage 2 HSIP Fabyan Pkwy – Kaneville Rd to Raddant Rd and Randall/Orchard Road – Fabyan Pkwy to Jericho Rd – Targeting IDOT's April 26, 2019 letting to re-bid project
- Various Engineering Projects – There are over 60 active projects in various stages of completion. Please contact our office if you have a question on the status of another project.

Attachments: Photos

Detailed information available from: Steve Coffinbargar, Assistant Director, 630-406-7170

KANE COUNTY DIVISION OF TRANSPORTATION

2019 CONSTRUCTION PROJECT UPDATE

March Transportation Committee



With warmer temperatures anticipated, crews restart work on the retaining wall near Forest Drive for the LMP Section B-2 - White Chapel to E/O IL 31 contract



Crews work on the causeway in order to start pier work for the LMP C1-
East of IL 31 to Sandbloom Road project



Despite the recent foul weather, the contractor has been able to work, placing needed sheet pile for the causeway and cofferdam in order to start pier work for the LMP C1- East of IL 31 to Sandbloom Road project



Working in-between the freeze spells the contractor places reinforcing bars for the piers for the LMP C1- East of IL 31 to Sandbloom Road project



Com Ed crews relocate power poles and lines while Homer Tree removes trees and brush along IL 25 for the LMP Section C-3 IL 25 Intersection Improvement project



Crews demobilize after completion of the retaining wall along IL 62 as part of the LMP Section D – E/O IL 25 to IL 62 contract



Crews test and activate the new signals on the Huntley Rd at Galligan Rd Intersection Improvement



RESOLUTION/ORDINANCE EXECUTIVE SUMMARY

Resolution No.

Approving Contract for Construction with Curran Contracting, Inc. of Crystal Lake, Illinois for Randall Road at Weld Road/U.S. 20 Intersection Improvement, Kane County Section No. 14-00446-00-CH

Committee Flow: Transportation Committee, Executive Committee, County Board

Contact: Tom Rickert, (630) 406-7305

Budget Information:

Was this item budgeted? Yes	Appropriation Amount: \$1,887,178.80
If not budgeted, explain funding source: N/A	

Summary:

On March 8, 2019, three (3) bids were opened at the Illinois Department of Transportation for the above-mentioned project to reconstruct the intersection of Randall Road at Weld Road/U.S. Route 20 to build a new northbound to eastbound ramp to U.S. Route 20. The lowest qualified bid of \$6,244,244.00, by Curran Contracting Company, of Crystal Lake, was 33.16% under the engineer's estimate of \$9,342,372.30. This project has an estimated duration of 125 Working Days, which equates to an estimated completion date of fall 2019. This project is primarily funded with federal funds of \$4,981,489.60 (79.78%) with an anticipated local share of \$1,262,754.40 (20.22%). Staff recommends adding a contingency of \$624,424.40 (10% of the contract amount) be added for a total appropriation request of \$1,887,178.80. Staff recommends approval.

STATE OF ILLINOIS

COUNTY OF KANE

RESOLUTION NO.

APPROVING CONTRACT FOR CONSTRUCTION WITH CURRAN CONTRACTING, INC. OF CRYSTAL LAKE, ILLINOIS FOR RANDALL ROAD AT WELD ROAD/U.S. 20 INTERSECTION IMPROVEMENT, KANE COUNTY SECTION NO. 14-00446-00-CH

WHEREAS, bids have been solicited and received by the Illinois Department of Transportation (IDOT) for the work and/or construction described as:

KANE COUNTY SECTION NO. 14-00446-00-CH
RANDALL ROAD AT WELD ROAD/U.S. 20 INTERSECTION IMPROVEMENT
(hereinafter the "Project")

WHEREAS, the lowest responsible bidder for the Project is:

CURRAN CONTRACTING, INC. OF CRYSTAL LAKE, ILLINOIS
With a low bid of
\$6,244,244.00

WHEREAS, pursuant to Kane County Resolution No. 19-20, Kane County (County) previously entered into a Local Agency Agreement for Federal Participation in the Project utilizing Federal, State and County funds to pay for the construction costs thereof; and

WHEREAS, the Project is estimated to be funded in the amount of \$4,981,489.60 with Federal and State funds and the County's share of the Project cost is therefore estimated to be \$1,262,754.40; and

WHEREAS, the County deems it prudent to include in its estimated Project cost a contingency of ten percent (\$624,424.40) of the total low bid amount.

NOW, THEREFORE, BE IT RESOLVED by the Kane County Board that the award of a contract by IDOT for the construction of the Project is hereby approved and there is hereby appropriated One Million Eight Hundred Eighty Seven Thousand One Hundred Seventy Eight and 80/100 Dollars (\$1,887,178.80) from the Transportation Sales Tax Fund, #305, Line Item #73000 (Road Construction) to pay for the Project.

Line Item	Line Item Description	Was Personnel/Item/Service approved in original budget or a subsequent budget revision?	Are funds currently available for this Personnel/Item/Service in the specific line item?	If funds are not currently available in the specified line item, where are the funds available?
305.520.527.73000	Road Construction	Yes	Yes	

Passed by the Kane County Board on April 9, 2019.

John A. Cunningham
Clerk, County Board
Kane County, Illinois

Christopher J. Lauzen
Chairman, County Board
Kane County, Illinois

Vote:

19-04 RndIWldUS20

KANE COUNTY

DIVISION of TRANSPORTATION

Carl Schoedel, P.E.
Director of Transportation
County Engineer

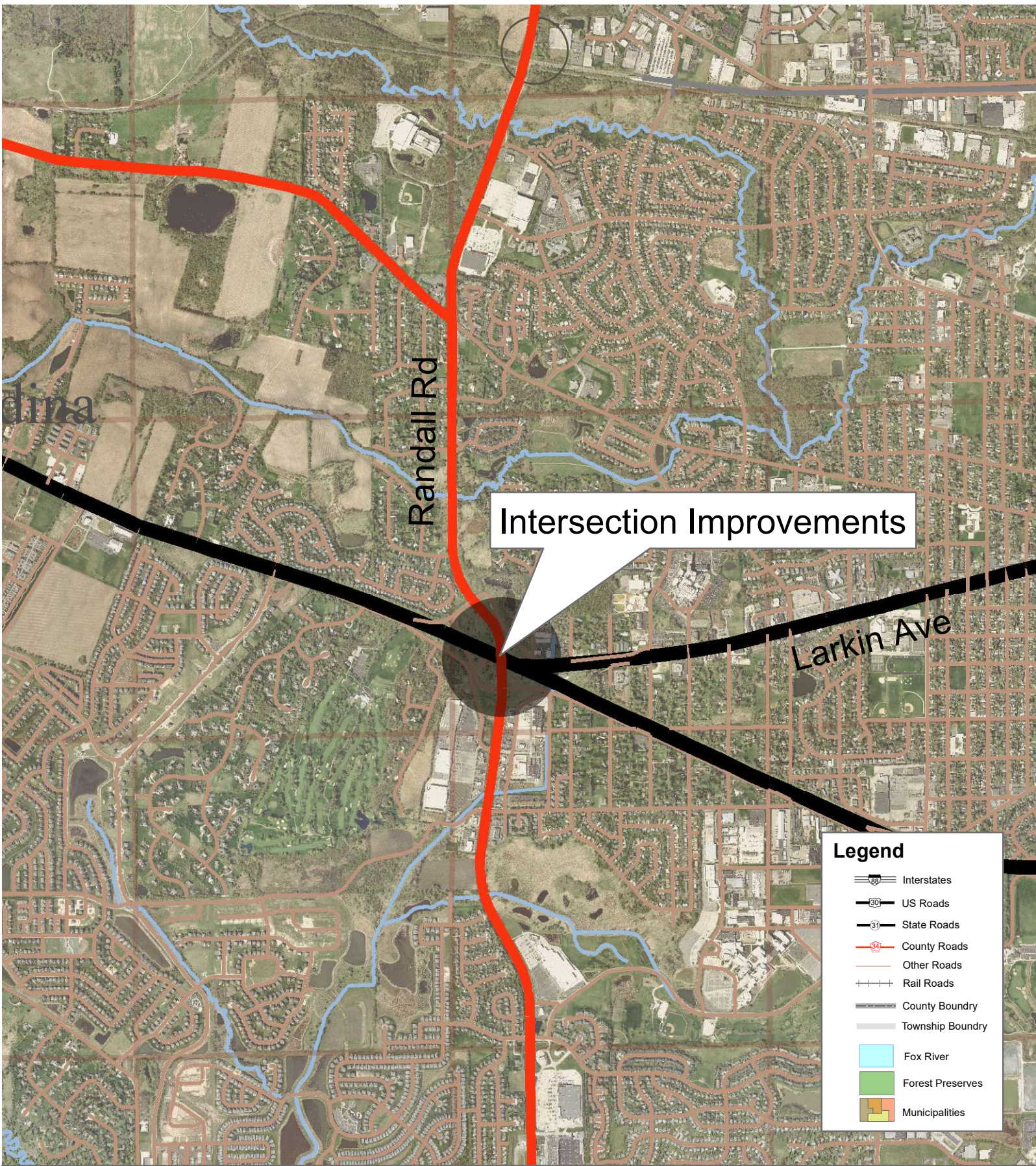


41W011 Burlington Road
St. Charles, IL 60175
Phone: (630) 584-1170
Fax: (630) 584-5265

MARCH 8, 2019 IDOT BID OPENING

KANE COUNTY SEC. #14-00446-00-CH
RANDALL ROAD AT WELD ROAD/U.S. 20 INTERSECTION IMPROVEMENT

<u>BIDDER</u>	<u>AS READ BID</u>
<u>CURRAN CONTRACTING</u>	<u>\$6,244,244.00</u>
<u>MARTAM CONSTRUCTION</u>	<u>\$6,474,068.48</u>
<u>PLOTE CONSTRUCTION</u>	<u>\$6,652,444.44</u>



Intersection Improvements

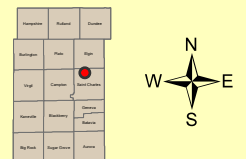
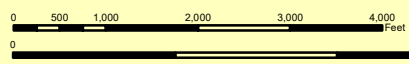
Larkin Ave

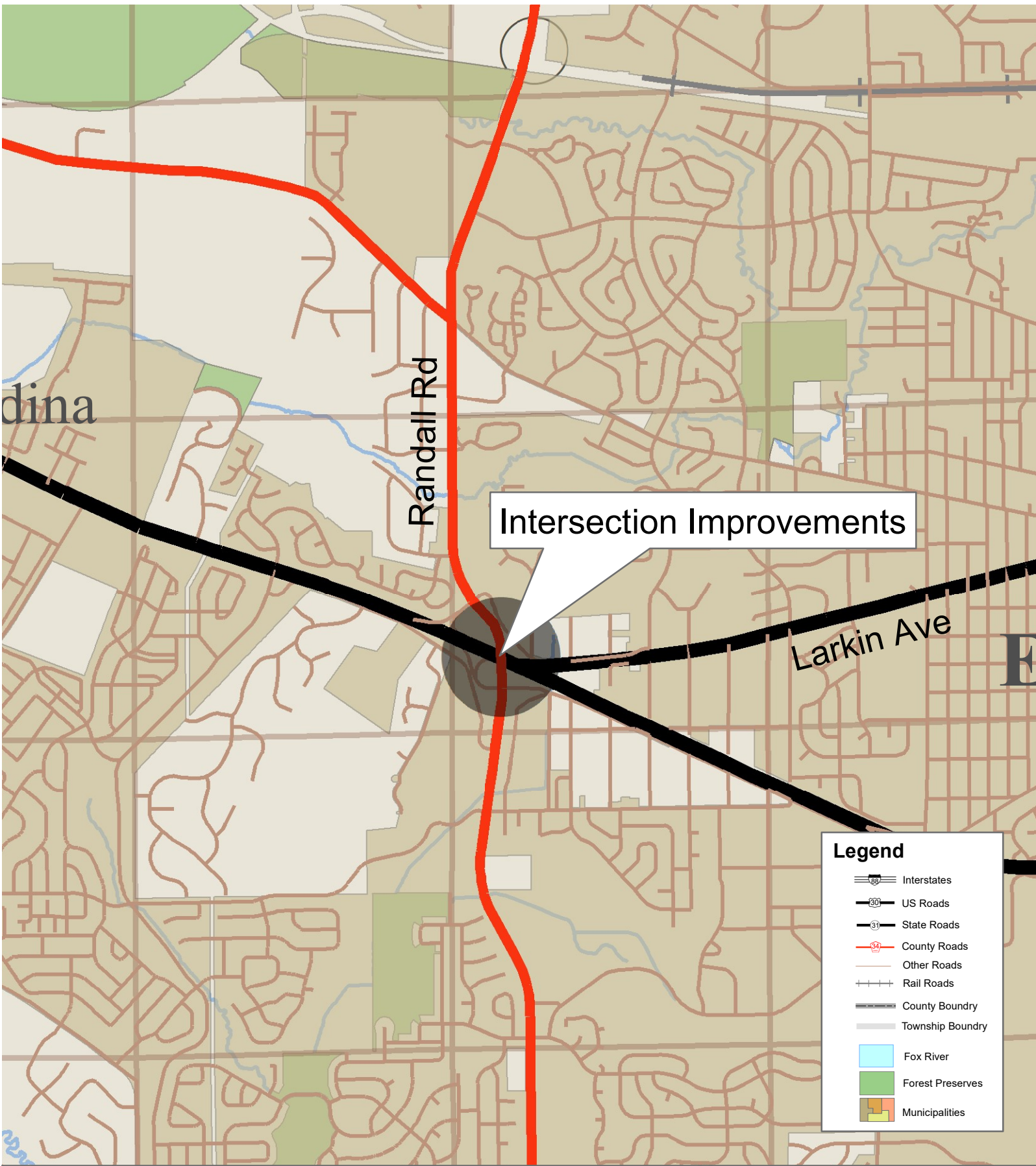
Randall Rd

Legend

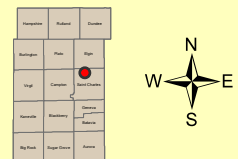
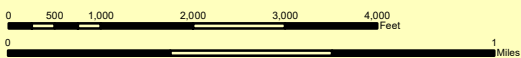
- Interstates
- US Roads
- State Roads
- County Roads
- Other Roads
- Rail Roads
- County Boundary
- Township Boundary
- Fox River
- Forest Preserves
- Municipalities

Section Number 14-00446-00-CH
 Randall Road at Weld Road





Section Number 14-00446-00-CH
 Randall Road at Weld Road





RESOLUTION/ORDINANCE EXECUTIVE SUMMARY

Resolution No.

Approving Contract for Construction with D. Construction, Inc. of Coal City, Illinois for Silver Glen Road over Otter Creek, Kane County Section No. 16-00115-02-BR

Committee Flow: Transportation Committee, Executive Committee, County Board

Contact: Tom Rickert, (630) 406-7305

Budget Information:

Was this item budgeted? Yes	Appropriation Amount: \$635,641.33
If not budgeted, explain funding source: N/A	

Summary:

On March 8, 2019, three (3) bids were opened at the Illinois Department of Transportation for the above-mentioned project to replace the existing bridge on Silver Glen Road. The lowest qualified bid of \$2,118,804.44, by D Construction, Inc. of Coal City, was 6.42% under the engineer's estimate of \$2,264,084.80. This project has a completion date of October 31, 2019 plus 5 Working Days and is funded with primarily with federal funds of \$1,695,043.55 (80%) with an anticipated local share of \$423,760.89 (20%). Staff recommends adding a contingency of \$211,880.44 (10%) be added, for a total appropriation request of \$635,641.33. Staff recommends approval.

STATE OF ILLINOIS

COUNTY OF KANE

RESOLUTION NO.

APPROVING CONTRACT FOR CONSTRUCTION WITH D. CONSTRUCTION, INC. OF COAL CITY, ILLINOIS FOR SILVER GLEN ROAD OVER OTTER CREEK, KANE COUNTY SECTION NO. 16-00115-02-BR

WHEREAS, bids have been solicited and received by the Illinois Department of Transportation (IDOT) for the work and/or construction described as:

KANE COUNTY SECTION NO. 16-00115-02-BR
SILVER GLEN OVER OTTER CREEK BRIDGE REPLACEMENT
(hereinafter the "Project")

WHEREAS, the lowest responsible bidder for the Project is:

D CONSTRUCTION, INC. OF COAL CITY, ILLINOIS
With a low bid of
\$2,118,804.44

WHEREAS, pursuant to Kane County Resolution No. 19-19, Kane County (County) previously entered into a Local Agency Agreement for Federal Participation in the Project utilizing Federal, State and County funds to pay for the construction costs thereof; and

WHEREAS, the Project is estimated to be funded in the amount of \$1,695,043.55 with Federal and State funds and the County's share of the Project costs therefore estimated to be \$423,760.89; and

WHEREAS, the County deems it prudent to include in its estimated Project cost a contingency of ten percent (\$211,880.44) of the total low bid amount.

NOW, THEREFORE, BE IT RESOLVED by the Kane County Board that the award of a contract by IDOT for the construction of the Project is hereby approved and there is hereby appropriated Six Hundred Thirty Five Thousand Six Hundred Forty One and 33/100 Dollars (\$635,641.33) from the Transportation Sales Tax Fund, #305, Line Item #73010 (Bridge Construction) to pay for the Project.

Line Item	Line Item Description	Was Personnel/Item/Service approved in original budget or a subsequent budget revision?	Are funds currently available for this Personnel/Item/Service in the specific line item?	If funds are not currently available in the specified line item, where are the funds available?
305.520.527.73010	Bridge Construction	Yes	Yes	

Passed by the Kane County Board on April 9, 2019.

John A. Cunningham
Clerk, County Board
Kane County, Illinois

Christopher J. Lauzen
Chairman, County Board
Kane County, Illinois

Vote:

19-03 SlvrGlnOtrCrk

KANE COUNTY
DIVISION of TRANSPORTATION

Carl Schoedel, P.E.
Director of Transportation
County Engineer

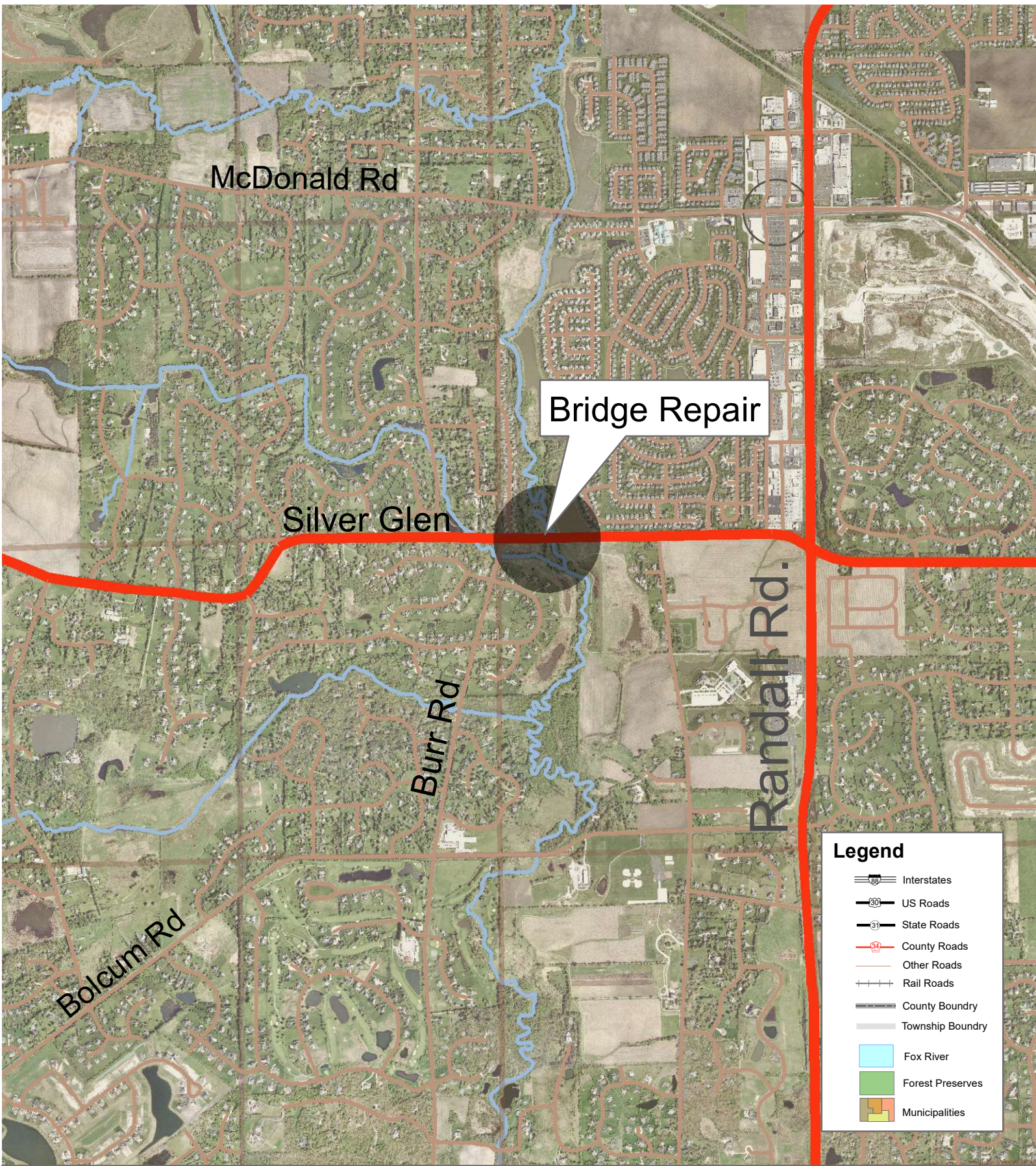


41W011 Burlington Road
St. Charles, IL 60175
Phone: (630) 584-1170
Fax: (630) 584-5265

MARCH 8, 2019
IDOT BID OPENING

KANE COUNTY SEC. #16-00115-02-BR
SILVER GLEN ROAD OVER OTTER CREEK

<u>BIDDER</u>	<u>AS READ BID</u>
<u>D CONSTRUCTION</u>	<u>\$2,118,804.44</u>
<u>MARTAM CONSTRUCTION</u>	<u>\$2,263,840.20</u>
<u>CIVIL CONSTRUCTORS</u>	<u>\$2,761,863.94</u>



Bridge Repair

McDonald Rd

Silver Glen

Burr Rd


Randall Rd.

Bolcum Rd

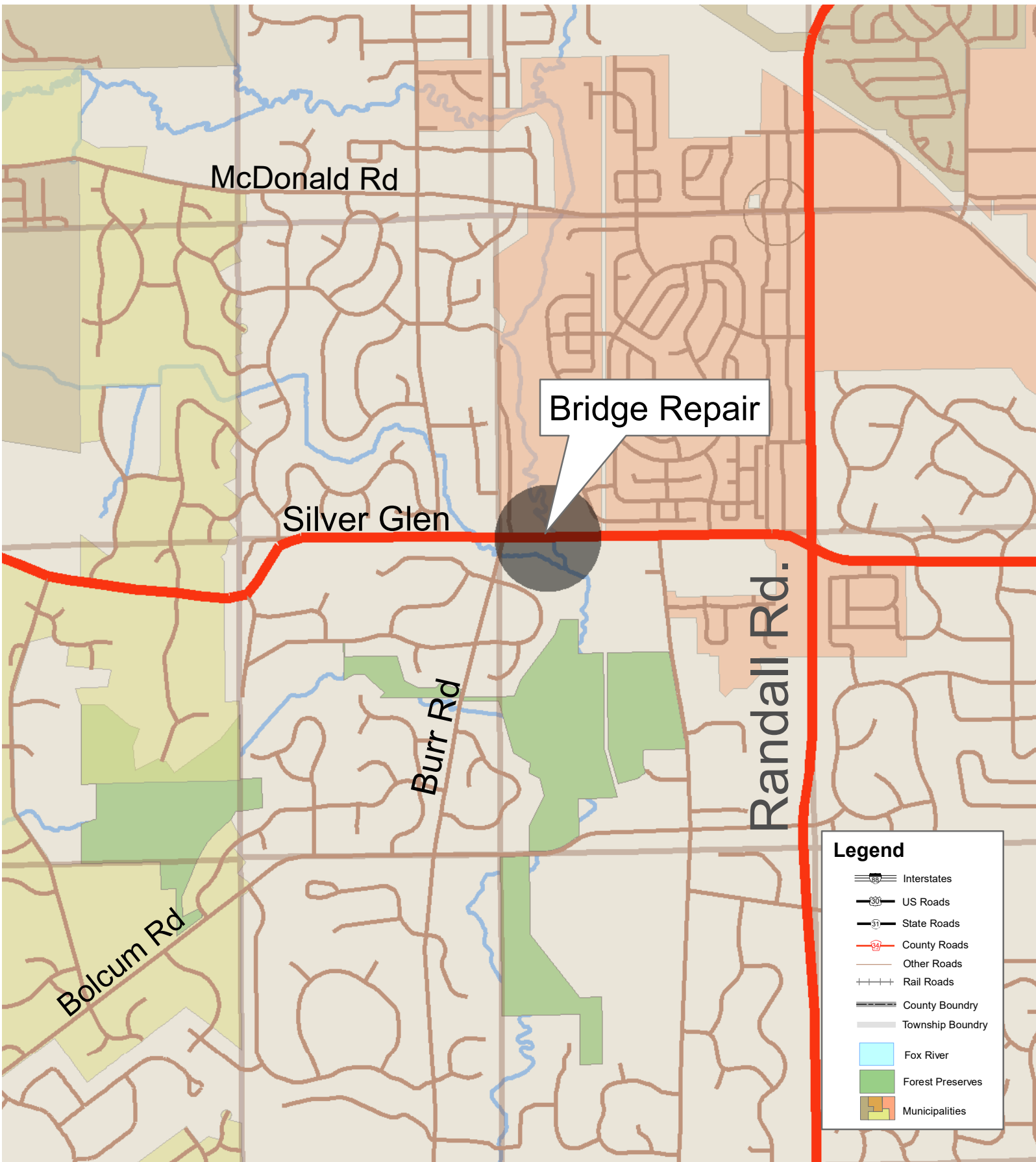
Legend

- Interstates
- US Roads
- State Roads
- County Roads
- Other Roads
- Rail Roads
- County Boundary
- Township Boundary
- Fox River
- Forest Preserves
- Municipalities


Section Number 16-00115-02-BR
Silver Glen Road over Otter Creek







Section Number 16-00115-02-BR
 Silver Glen Road over Otter Creek





RESOLUTION/ORDINANCE EXECUTIVE SUMMARY

Resolution No.

Approving Contract for Construction with SKC Construction, Inc. of West Dundee, Illinois for 2019 Kane County HMA Crack Sealing Project, Kane County Section No. 19-00000-02-GM

Committee Flow: Transportation Committee, Executive Committee, County Board

Contact: Tom Rickert, (630) 406-7305

Budget Information:

Was this item budgeted? Yes	Appropriation Amount: \$132,508.00
If not budgeted, explain funding source: N/A	

Summary:

On March 12, 2019, two (2) bids were opened at the Kane County Division of Transportation for the above-mentioned project to extend the life of County asphalt roads by sealing pavement cracks on various roads including portions of Fabyan Parkway, Randall, Getty, West Bartlett, Kirk and LaFox Roads. The lowest qualified bid of \$132,508.00, by SKC Construction, Inc. of West Dundee, was 8.67% under the engineer's estimate of \$145,080.00. This project has a completion date of August 30, 2019 and is funded entirely with local funds. Staff recommends approval.

STATE OF ILLINOIS

COUNTY OF KANE

RESOLUTION NO.

APPROVING CONTRACT FOR CONSTRUCTION WITH SKC CONSTRUCTION, INC. OF WEST DUNDEE, ILLINOIS FOR 2019 KANE COUNTY HMA CRACK SEALING PROJECT, KANE COUNTY SECTION NO. 19-00000-02-GM

WHEREAS, the Kane County Division of Transportation has solicited and received bids for the work and construction described as:

KANE COUNTY SECTION NO. 19-00000-02-GM
2019 KANE COUNTY HMA CRACK SEALING PROJECT
(hereinafter the "Project")

WHEREAS, the lowest responsible bidder for the Project is:

SKC CONSTRUCTION, INC. OF WEST DUNDEE, ILLINOIS
With a low bid of
\$132,508.00

NOW, THEREFORE, BE IT RESOLVED by the Kane County Board that a contract for the Project described hereinabove shall be awarded to the lowest responsible bidder in the amount as indicated hereinabove and that the County Board Chairman is hereby authorized and directed to execute a contract and contractor's bond therefor.

BE IT FURTHER RESOLVED that there is hereby appropriated One Hundred Thirty Two Thousand Five Hundred Eight Dollars (\$132,508.00) from Local Option Fund #304, Line Item #52050 (Repairs and Maint - Cracksealing) to pay for the Project.

Line Item	Line Item Description	Was Personnel/Item/Service approved in original budget or a subsequent budget revision?	Are funds currently available for this Personnel/Item/Service in the specific line item?	If funds are not currently available in the specified line item, where are the funds available?
304.520.524.52050	Repairs and Maint - Cracksealing	Yes	Yes	

Passed by the Kane County Board on April 9, 2019.

John A. Cunningham
Clerk, County Board
Kane County, Illinois

Christopher J. Lauzen
Chairman, County Board
Kane County, Illinois

Vote:

19-03 Cracksealing



March 4, 2019

Kane County Division of Transportation
41W011 Burlington Road
St. Charles, IL 60175.
kdotcomments@co.kane.il.us

Re: Contractors Disclosure Statement

We hereby submit the following disclosures.

SKC Construction, Inc., as a contractor for Kane County, has not made any campaign contributions in the previous twelve months to any current officer or county wide elected officer of Kane County.

Persons owning an interest of 5% or greater:

Susan L. Bergquist 100%

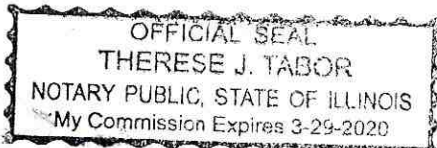
We hereby affirm, under oath, that we have withheld no disclosures as to the economic interests in the undertaking nor reserved any information, data, or plan as to the intended use or purpose for which we seek County Board or other County agency action.

We have no lobbyists, agents, or representatives that will be having contact with county employees or officials in relation to contracts or bids.

Sincerely,

Jeffrey K. Bergquist, President
SKC Construction, Inc.

Notarized: Therese J. Tabor
Date: 3-4-19



KANE COUNTY
DIVISION of TRANSPORTATION

Carl Schoedel, P.E.
Director of Transportation
County Engineer

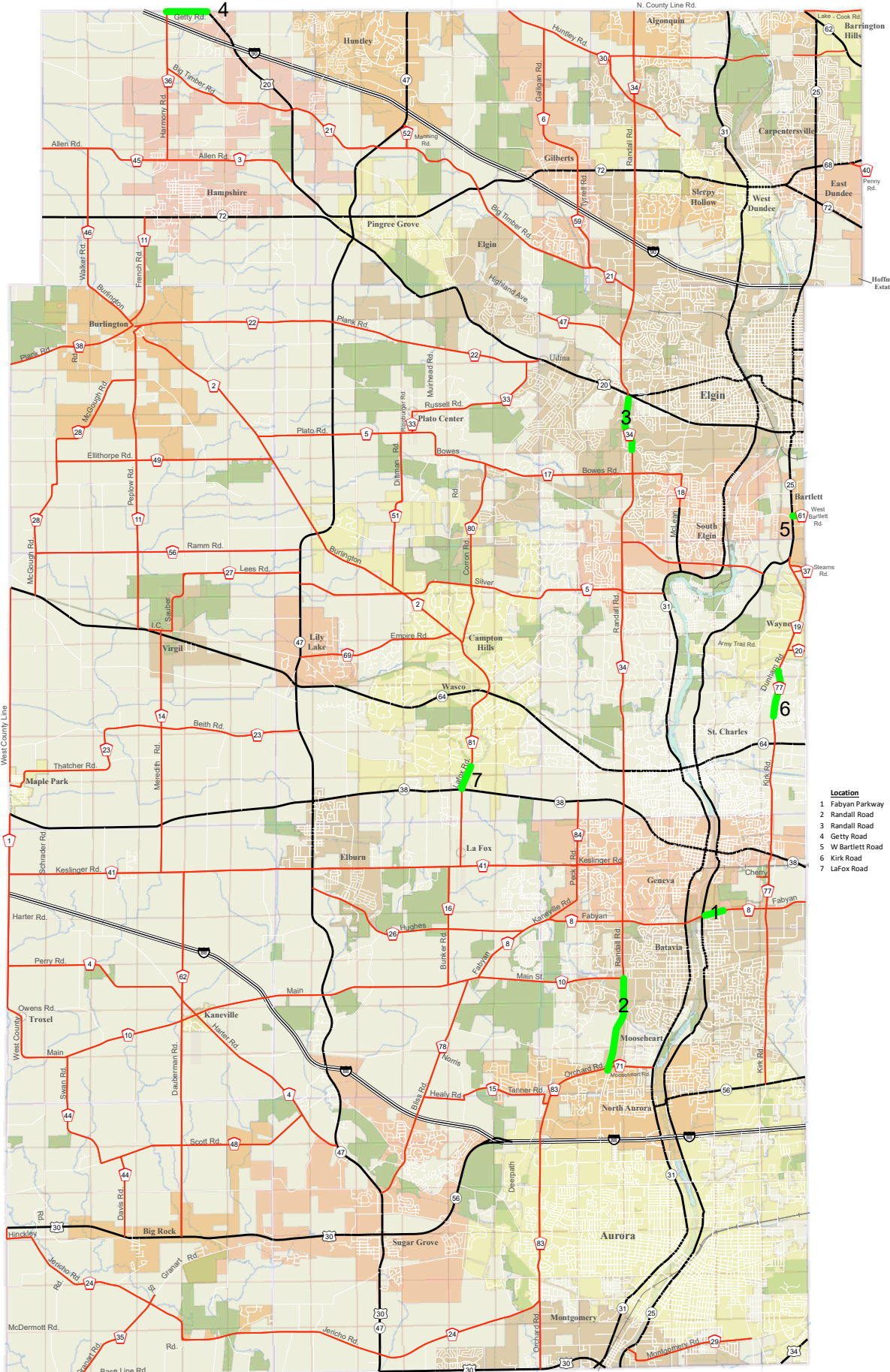
41W011 Burlington Road
St. Charles, IL 60175
Phone: (630) 584-1170
Fax: (630) 584-5265



MARCH 12, 2019
BID OPENING

KANE COUNTY SECTION SEC. #19-00000-02-GM
2019 KANE COUNTY HMA CRACK SEALING PROJECT

BIDDER	AS READ BID
SKC CONSTRUCTION	\$132,508.00
DENLER, INC.	\$254,664.00

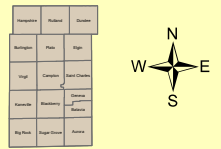



Location	From	To
1	Fabyan Parkway Approx. 245-ft E of IL Route 25	Approx. 385-ft W of Nagel Boulevard Main St
2	Randall Road Approx. 235-ft S of Orchard/Mooseheart Rd	College Green Dr S Weid Rd
3	Randall Road Harmony Rd	US 20 County Line
4	Getty Road IL Route 25	Fox Chase Dr Dunham Rd
5	W Bartlett Road Fox Chase Dr	Dunham Rd Approx. 665-ft S of Compton Hills Dr
6	Kirk Road IL Route 38	
7	LaFox Road	

Legend

- Interstates
- US Roads
- State Roads
- County Roads
- Other Roads
- Rail Roads
- County Boundary
- Township Boundary
- Fox River
- Forest Preserves
- Municipalities

Section 19-00000-02-GM 2019 Kane County Crack Sealing





RESOLUTION/ORDINANCE EXECUTIVE SUMMARY

Resolution No.

Approving Contract for Construction with Corrective Asphalt Materials, LLC of South Roxana, Illinois for 2019 Kane County Pavement Preservation Project, Kane County Section No. 19-00000-01-GM

Committee Flow: Transportation Committee, Executive Committee, County Board

Contact: Tom Rickert, (630) 406-7305

Budget Information:

Was this item budgeted? Yes	Appropriation Amount: \$845,095.75
If not budgeted, explain funding source: N/A	

Summary:

On March 12, 2019, one (1) bid was opened at the Kane County Division of Transportation for the above-mentioned project to extend the life of the asphalt pavement by using rejuvenator on twelve roads within the County including portions of Fabyan Parkway, Randall, Keslinger, Peck, and Huntley Roads and a Cape Seal treatment on Tyrell Road. The lowest qualified bid of \$845,095.75, by Corrective Asphalt Materials, LLC of South Roxana, was 9.03% under the engineer's estimate of \$928,972.50. This project has a completion date of August 30, 2019 and is funded entirely with local funds. Staff recommends approval.

STATE OF ILLINOIS

COUNTY OF KANE

RESOLUTION NO.

APPROVING CONTRACT FOR CONSTRUCTION WITH CORRECTIVE ASPHALT MATERIALS, LLC OF SOUTH ROXANA, ILLINOIS FOR 2019 KANE COUNTY PAVEMENT PRESERVATION PROJECT, KANE COUNTY SECTION NO. 19-00000-01-GM

WHEREAS, the Kane County Division of Transportation has solicited and received bids for the work and construction described as:

KANE COUNTY SECTION NO. 19-00000-01-GM
2019 KANE COUNTY PAVEMENT PRESERVATION PROJECT
(hereinafter the "Project")

WHEREAS, the lowest responsible bidder for the Project is:

CORRECTIVE ASPHALT MATERIALS, LLC OF SOUTH ROXANA, ILLINOIS
With a low bid of
\$845,095.75

NOW, THEREFORE, BE IT RESOLVED by the Kane County Board that a contract for the Project described hereinabove shall be awarded to the lowest responsible bidder in the amount as indicated hereinabove and that the County Board Chairman is hereby authorized and directed to execute a contract and contractor's bond therefor.

BE IT RESOLVED that there is hereby appropriated Eight Hundred Forty Five Thousand Ninety Five and 75/100 Dollars (\$845,095.75) from Local Option Fund #304, Line Item #52280 (Pavement Preservation) to pay for the Project.

Line Item	Line Item Description	Was Personnel/Item/Service approved in original budget or a subsequent budget revision?	Are funds currently available for this Personnel/Item/Service in the specific line item?	If funds are not currently available in the specified line item, where are the funds available?
304.520.524.52280	Pavement Preservation	Yes	Yes	

Passed by the Kane County Board on April 9, 2019.

John A. Cunningham
Clerk, County Board
Kane County, Illinois

Christopher J. Lauzen
Chairman, County Board
Kane County, Illinois

Vote:

19-03 PvmtPreservation

Corrective Asphalt Materials

Mailing Address:
PO Box 87129
300 Daniel Boone Trail
South Roxana, IL 62087
Phone: 618-254-3855
Fax: 618-254-2200

Locations:
300 Daniel Boone Trail, South Roxana, IL 62087
43W630 Wheeler Road, Sugar Grove, IL 60554

March 8th, 2019

Kane County Government Center
Purchasing Department, Bldg. A
719 S. Batavia Ave.
Geneva, IL 60134


Kane County Division of Transportation
41W011 Burlington Road
St. Charles, IL 60175

Re: Contractor Disclosure Acknowledgement

To Whom It May Concern:


Pursuant to the Kane County Disclosure Requirements, Corrective Asphalt Materials' Member Anthony J. Witte, Jr, states the following under oath:


- A) Corrective Asphalt Materials, as a contract or Kane County, has not made any campaign contributions to any current officer or county wide elected official of Kane County within the previous twelve months.
- B) Individuals owning more than 5% of the company are as follows-each owning 50%:
 - a. Anthony J. Witte, Jr: 213 Mason Glen Drive, Lake St. Louis, MO 63367
 - b. Marc Taillon: 5180 Springfield Drive, Edwardsville, IL 62025
- C) Corrective Asphalt Materials Does no have any lobbyists, agents, or representatives who are or will be having contact with County employees or officials in a relation to the contract or bid. The individuals having contact with County employees or officials in relation to the contract bid could include the following: Kelli Bornes-Administrative Assistant, Rachel Lang-Marketing Development, Michael Sumrall-Operations Manager, Anthony "Jack" J. Witte-Member/President, Tina Revermann-Office Manager
- D) None of the interest disclosed in subsection A above are held by an agent or a nominee; and
- E) Corrective Asphalt Materials has withheld no disclosures as to economic interest in the undertaking nor reserved any information, data or plan as to the intended use or purpose for which it seeks County Board or other county agency action



Anthony J. Witte, Jr-Member

SUBSCRIBED AND SWORN BEFORE ME THIS 8TH DAY OF MARCH, 2019


Notary Public
Kelli Leighanne Bornes



KANE COUNTY
DIVISION of TRANSPORTATION

Carl Schoedel, P.E.
Director of Transportation
County Engineer

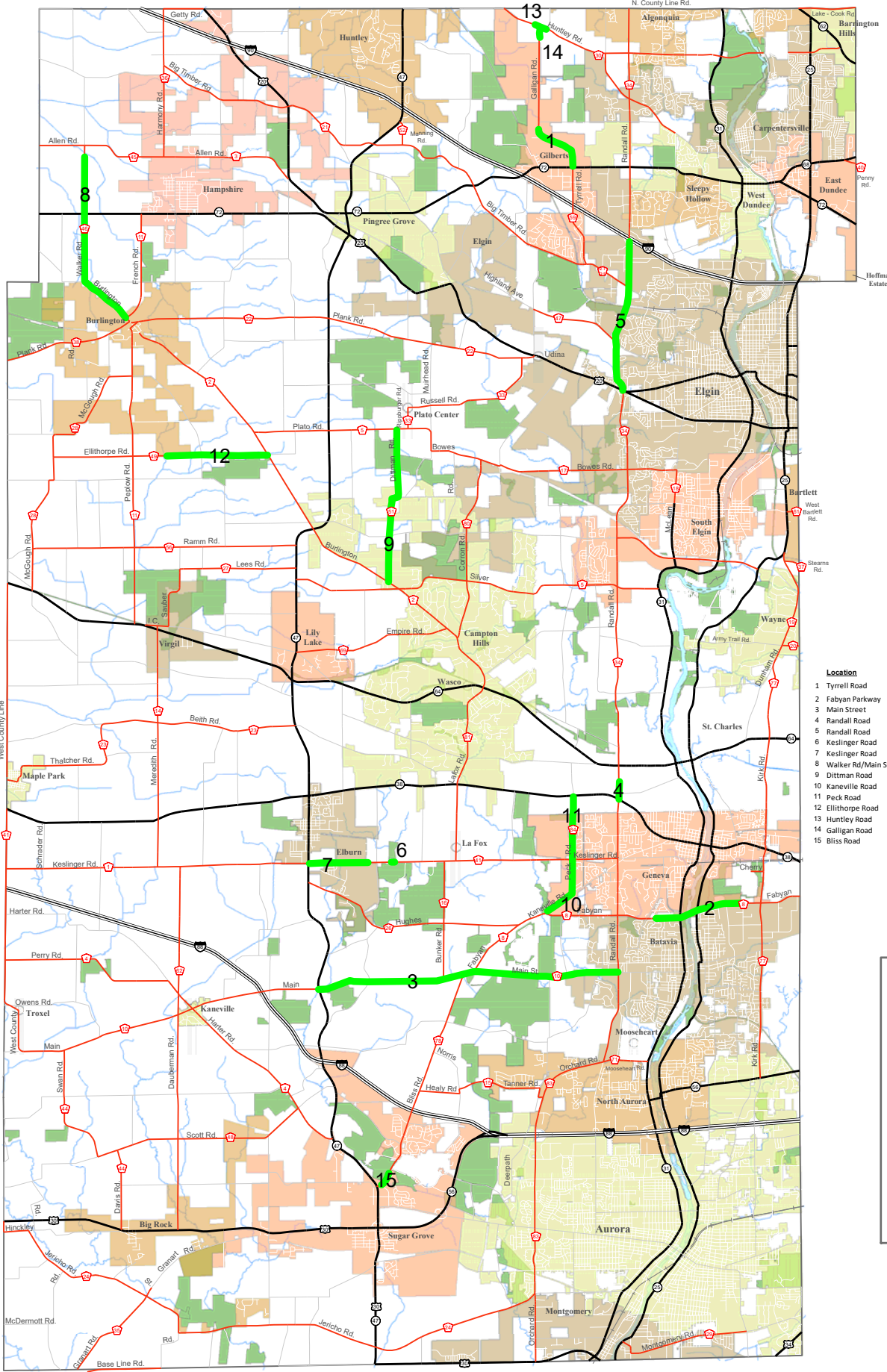
41W011 Burlington Road
St. Charles, IL 60175
Phone: (630) 584-1170
Fax: (630) 584-5265



MARCH 12, 2019
BID OPENING

KANE COUNTY SECTION SEC. #19-00000-01-GM
2019 KANE COUNTY PAVEMENT PRESERVATION

BIDDER	AS READ BID
CORRECTIVE ASPHALT MATERIALS	\$845,095.75




Location	From	To
1 Tyrrell Road	IL Route 72	Galligan Road
2 Fabyan Parkway	Approx. 340-ft W. of Carriage Dr	Kingsland Dr
3 Main Street	Approx. 950-ft E. of IL Rte 47	Randall Rd
4 Randall Road	IL Rte 38	Oak St
5 Randall Road	US 20	I-90
6 Kestlinger Road	W approach of Blackberry Creek	E approach of Blackberry Creek
7 Kestlinger Road	IL Rte 47	Stargrass Ln
8 Walker Rd/Main St	French Rd	1,300-ft S of Allen Rd
9 Dittman Road	Burlington Rd	Plato Rd
10 Kaneville Road	Approx. 500-ft N of Fabyan Pkwy	Peck Rd
11 Peck Road	Kaneville Rd	IL Rte 38
12 Ellithorpe Road	Approx. 4,750-ft W of Chapman Rd	Burlington Rd
13 Huntley Road	Approx. 685-ft W of Galligan Rd	Approx. 1,130-ft E of Galligan Rd
14 Galligan Road	Approx. 1,190-ft S of Huntley Rd	Huntley Rd
15 Bliss Road	Capitol Dr	Approx. 410-ft S of May Rd

Legend

- Interstates
- US Roads
- State Roads
- County Roads
- Other Roads
- Rail Roads
- County Boundary
- Township Boundary
- Fox River
- Forest Preserves
- Municipalities

Section 19-00000-01-GM 2019 Kane County Pavement Preservation





RESOLUTION/ORDINANCE EXECUTIVE SUMMARY

Resolution No.

Approving Contract for Construction with Martam Construction, Inc. of Elgin, Illinois for Peplow Road over Tributary to Virgil Ditch No. 3, Kane County Section No. 08-00383-00-BR

Committee Flow: Transportation Committee, Executive Committee, County Board

Contact: Tom Rickert, (630) 406-7305

Budget Information:

Was this item budgeted? Yes	Appropriation Amount: \$5,334,759.88
If not budgeted, explain funding source: N/A	

Summary:

On March 12, 2019, seven (7) bids were opened at Kane County Division of Transportation for the above-mentioned project to replace the existing bridge on Peplow Road, along with streambank stabilization. The lowest qualified bid of \$5,334,759.88, by Martam Construction, Inc. of Elgin, was 21.55% under the engineer's estimate of \$6,800,000. This project has an anticipated completion date of October 25, 2019 and is funded with local funds. Staff recommends approval.

STATE OF ILLINOIS

COUNTY OF KANE

RESOLUTION NO.

APPROVING CONTRACT FOR CONSTRUCTION WITH MARTAM CONSTRUCTION, INC. OF ELGIN, ILLINOIS FOR PELOW ROAD OVER TRIBUTARY TO VIRGIL DITCH NO. 3, KANE COUNTY SECTION NO. 08-00383-00-BR

WHEREAS, the Kane County Division of Transportation has solicited and received bids for the work and construction described as:

KANE COUNTY SECTION NO. 08-00383-00-BR
PELOW ROAD OVER TRIBUTARY TO VIRGIL DITCH NO. 3
(hereinafter the "Project")

WHEREAS, the lowest responsible bidder for the Project is:

MARTAM CONSTRUCTION, INC. OF ELGIN, ILLINOIS
With a low bid of
\$5,334,759.88

NOW, THEREFORE, BE IT RESOLVED by the Kane County Board that a contract for the Project described hereinabove shall be awarded to the lowest responsible bidder in the amount as indicated hereinabove and that the County Board Chairman is hereby authorized and directed to execute a contract and contractor's bond therefor.

BE IT FURTHER RESOLVED that there is hereby appropriated Five Million Three Hundred Thirty Four Thousand Seven Hundred Fifty Nine and 88/100 (\$5,334,759.88) from Transportation Sales Tax Fund #305, Line Item #73010 (Bridge Construction) to pay for the Project.

Line Item	Line Item Description	Was Personnel/Item/Service approved in original budget or a subsequent budget revision?	Are funds currently available for this Personnel/Item/Service in the specific line item?	If funds are not currently available in the specified line item, where are the funds available?
305.520.527.73010	Bridge Construction	Yes	Yes	


Passed by the Kane County Board on April 9, 2019.

John A. Cunningham
Clerk, County Board
Kane County, Illinois


Christopher J. Lauzen
Chairman, County Board
Kane County, Illinois

Vote:

19-03 PeplowVirgilDitch3



MARTAM CONSTRUCTION, INC.



General Contractors & Engineers



March 12, 2019

Kane County Government Center
Purchasing Dept., Building A
719 S. Batavia Ave
Geneva, IL 60134

RE: Contract Disclosure
Kane County Code, Art. II, Div. 3, Sec. 2-211
Martam Construction, Inc


To Whom It May Concern:

In compliance with the Kane County Code Referenced above this letter will serve as our disclosure of:

- A. Campaign contributions for the last 12 months
- B. Individuals having more than 5% ownership of shares in Martam Construction, Inc.
- C. Names and contact information of lobbyists, agents and representatives.
- D. A statement under oath that we have not withheld disclosures as to the economic interest.

- Campaign Contributions: Martam Construction, Inc has not made campaign contributions in the last 12 months.
- Ownership Interest in Martam Construction, Inc. There is more than one individual that holds more than 5% of shares in Martam Construction, Inc
 - Robert Kutrovatz.....25%
 - Mickey Kutrovatz.....25%
 - Dennis Kutrovatz.....25%
 - Jerry Kutrovatz.....25%
- Martam Construction, Inc does not have any lobbyist, agents or representatives who are or would be having contact with Kane County Employees or officials in relation to contracts or bids.
- Martam Construction, Inc has not withheld nor reserved any information regarding economic interest in the firm as required by County Code for this disclosure.

Sincerely,



Robert Kutrovatz – President



Karen Linkevich – Notary Public



KANE COUNTY

DIVISION of TRANSPORTATION

Carl Schoedel, P.E.
Director of Transportation
County Engineer

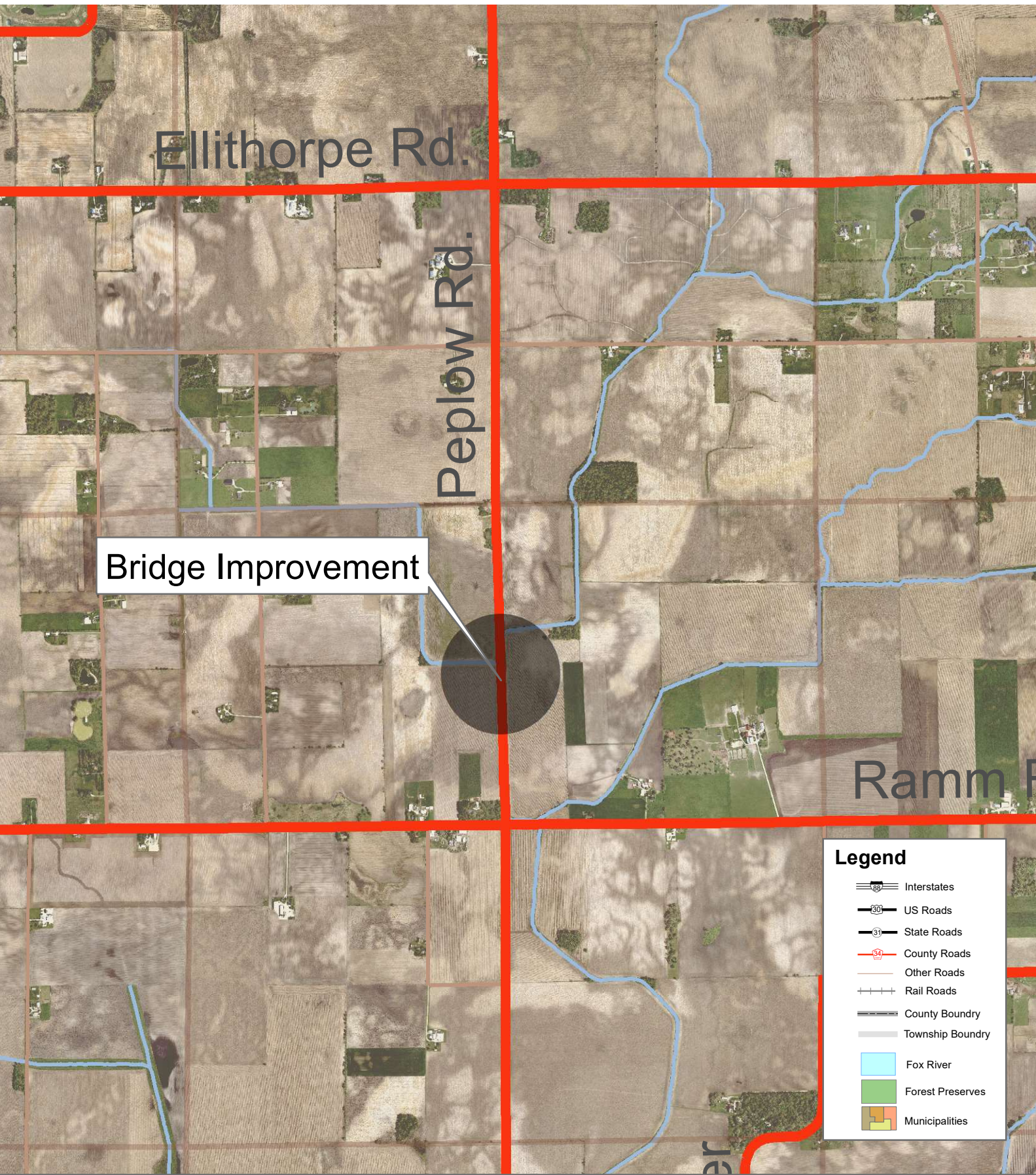
41W011 Burlington Road
St. Charles, IL 60175
Phone: (630) 584-1170
Fax: (630) 584-5265



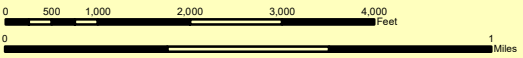
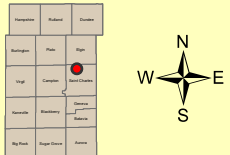
MARCH 12, 2019 BID OPENING

KANE COUNTY SECTION SEC. #08-00383-00-BR
PEPLOW ROAD OVER TRIBUTARY TO VIRGIL DITCH NO. 3

BIDDER	AS READ BID
ALLIANCE	\$6,554,120.50
CIVIL	\$6,057,052.47
DUNNET BAY	\$5,699,622.99
ICC	\$5,684,000.00
IHC	\$5,674,101.01
LORIG	\$6,586,949.46
MARTAM	\$5,334,759.88



Section Number 08-00383-00-BR
 Peplow Road over Tributary to Virgil Ditch #3



Ellithorpe Rd.

Peplow Rd.

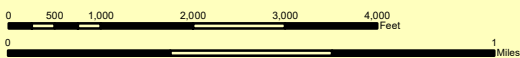
Bridge Improvement

Ramm F

Legend

- Interstates
- US Roads
- State Roads
- County Roads
- Other Roads
- Rail Roads
- County Boundary
- Township Boundary
- Fox River
- Forest Preserves
- Municipalities

Section Number 08-00383-00-BR
Peplow Road over Tributary to Virgil Ditch #3





RESOLUTION/ORDINANCE EXECUTIVE SUMMARY

Resolution No.

Approving a Phase III Engineering Services Agreement with Wight & Company of Chicago, Illinois for Fabyan Parkway over the Fox River, Kane County Section No. 17-00479-00-BR

Committee Flow: Transportation Committee, Executive Committee, County Board

Contact: Tom Rickert, (630) 406-7305

Budget Information:

Was this item budgeted? Yes	Appropriation Amount: \$394,834.88
If not budgeted, explain funding source: N/A	

Summary:

The Fabyan Parkway over the Fox River improvement will repair the bridge substructure, replace bridge deck joints, repair girders and replace the existing bridge deck.

Staff utilized the qualifications-based consultant selection process to review 15 Statements of Interest and interviewed 3 firms before selecting Wight and Company for the Phase III Construction Engineering Services. The negotiated contract is for an amount not to exceed \$394,834.88. Information regarding the QBS process and selection details may be found on the KDOT website.

STATE OF ILLINOIS

COUNTY OF KANE

RESOLUTION NO.

APPROVING A PHASE III ENGINEERING SERVICES AGREEMENT WITH WIGHT & COMPANY OF CHICAGO, ILLINOIS FOR FABYAN PARKWAY OVER THE FOX RIVER, KANE COUNTY SECTION NO. 17-00479-00-BR

WHEREAS, Phase III Construction Engineering services are required for the proposed improvement of Kane County Highway No. 8 (Fabyan Parkway) over the Fox River, (Kane County Section No. 17-00479-00-BR), (herein after referred to as the "Project"); and

WHEREAS, in order to accomplish the Project, it is necessary to retain the services of a professional engineering firm to provide Phase III Construction Engineering services therefor; and

WHEREAS, Wight & Company, 211 North Clinton Street, Suite 3N, Chicago, IL 60661 has experience and professional expertise in Phase III Construction Engineering and is willing to perform the required Project services for an amount not to exceed \$394,834.88 as set forth in the Phase III Construction Engineering services agreement (a copy of which is on file with the County Clerk's Office).

NOW, THEREFORE, BE IT RESOLVED by the Kane County Board that the County of Kane enter into a Phase III Construction Engineering services agreement with Wight & Company for the Project and that the Chairman thereof is hereby authorized to execute a Phase III Construction Engineering services agreement with Wight & Company for the Project.

BE IT FURTHER RESOLVED that the Kane County Board hereby appropriates the not to exceed sum of Three Hundred Ninety Four Thousand Eight Hundred Thirty Four and 88/100 Dollars (\$394,834.88) from Local Option Fund #304, Line Item #50140 (Engineering Services) to pay for said Phase III Construction Engineering services for the Project.

Line Item	Line Item Description	Was Personnel/Item/Service approved in original budget or a subsequent budget revision?	Are funds currently available for this Personnel/Item/Service in the specific line item?	If funds are not currently available in the specified line item, where are the funds available?
304.520.524.50140	Engineering Services	Yes	Yes	

Passed by the Kane County Board on April 9, 2019.

John A. Cunningham
Clerk, County Board
Kane County, Illinois

Christopher J. Lauzen
Chairman, County Board
Kane County, Illinois

Vote:

19-03 FbynFoxWight

**THE COUNTY OF KANE AND
WIGHT AND COMPANY - AGREEMENT
FABYAN PARKWAY OVER THE FOX RIVER
BRIDGE IMPROVEMENT
KANE COUNTY SECTION NO. 17-00479-00-BR**

PURCHASE ORDER #2018-xxx

This Agreement made this 9th day of April 2019 between COUNTY OF KANE, a body corporate and politic of the State of Illinois (hereinafter referred to as the "COUNTY"), and **WIGHT AND COMPANY**, an Illinois limited liability company and an Illinois licensed professional engineering firm, with offices at 2500 N. Frontage Road Darien, Illinois 60561 (hereinafter referred to as the "ENGINEER"). The COUNTY and the ENGINEER are sometimes hereinafter collectively referred to as the "PARTIES" and each individually as a "PARTY".

WITNESSETH

WHEREAS, it is deemed to be in the best interest of the COUNTY and the motoring public to perform construction engineering services for the construction of the Fabyan Parkway over the Fox River Bridge Improvement project (hereinafter referred to as the "Project"); and,

WHEREAS, in order to perform construction observation services for the Project, it is necessary to retain the services of a professional engineering firm to provide said services for the Project; and,

WHEREAS, the ENGINEER has experience and professional expertise in construction observation services and is willing to perform said services for the Project for a total amount not to exceed Three Hundred Ninety Four Thousand Eight Hundred Thirty Four Dollars and Eighty Eight Cents (\$394,834.88); and

WHEREAS, the COUNTY has determined that it is in the COUNTY'S best interest to enter into this Agreement with the ENGINEER.

NOW, THEREFORE, in consideration of the above stated preambles, the mutual covenants and agreements herein set forth, the PARTIES do hereby mutually covenant, promise, agree and bind themselves as follows:

1.0 INCORPORATION

1.1 All of the preambles set forth hereinabove are incorporated into and made part of this Agreement.

2.0 SCOPE OF SERVICES

2.1 Services for the Project are to be provided by the ENGINEER according to the specifications set forth in Exhibit "A" which is attached hereto and incorporated herein. The services are sometimes hereinafter also referred to as the "work".

3.0 NOTICE TO PROCEED

3.1 Authorization to proceed with the work described and as otherwise set forth in Exhibit "A" shall be given on behalf of the COUNTY by the Kane County Engineer, in the form of a written notice to proceed (hereinafter "Notice to Proceed"), following execution of this Agreement by the County Board Chairman of the COUNTY.

4.0 TECHNICAL SUBCONSULTANTS

4.1 The prior written approval of the Kane County Engineer shall be required before any technical sub-consultants are hired by the ENGINEER to perform any of the work.

4.2 Any such sub-consultants shall be hired and supervised by the ENGINEER and the ENGINEER shall be solely responsible for any and all work performed by said sub-consultants in the same manner and with the same liability as if performed by the ENGINEER.

5.0 TIME FOR PERFORMANCE

5.1 The ENGINEER shall commence work on the PROJECT as directed in the Notice to Proceed. The COUNTY is not liable and will not pay the ENGINEER for any work performed prior to the date of the Notice to Proceed or after termination of this Agreement.

5.2 Within ten (10) days after the Notice to Proceed is mailed or otherwise transmitted to the ENGINEER, the ENGINEER shall submit a schedule for completion of the Project. The schedule is subject to approval by the County Engineer.

6.0 COMPENSATION

6.1 The COUNTY shall only pay the ENGINEER for work performed and shall pay only in accordance with the provisions of this Agreement.

6.2 For work performed, the COUNTY shall pay the ENGINEER based upon the hourly rates set forth in Exhibit "B", which is attached hereto and incorporated herein and which rates includes overhead and profit.

6.3 For direct expenses, the COUNTY shall pay the ENGINEER for supplies and materials required for the completion of all work defined in the exhibit(s) attached hereto.

6.4 For direct expenses, the ENGINEER shall include copies of receipts from suppliers for expendable materials with its invoice to the COUNTY. Computer charges will not be allowed as direct expenses.

- 6.5 Within 45 days of receipt, review and approval of properly documented invoices, the COUNTY shall pay or cause to be paid to the ENGINEER partial payments of the compensation specified in this Agreement. Payment will be made in the amount of sums earned less previous partial payments. However, the COUNTY reserves the right to hold back a sum equal to five percent (5%) of the total contract sum to ensure performance satisfactory to the Kane County Engineer.
- 6.6 Total payments to the ENGINEER under the terms of this Agreement shall not exceed Three Hundred Ninety Four Thousand Eight Hundred Thirty Four Dollars and Eighty Eight Cents (\$394,834.88).
- 6.7 The ENGINEER shall use the COUNTY's Automatic Clearing House (ACH) payment program. Any payments to the ENGINEER shall be made by the ACH payment program. The ENGINEER shall use and complete the COUNTY's vendor agreement which is found at:
<http://www.countyofkane.org/Documents/Finance%20Department/Vendor%20Information/achBrochure.pdf>

7.0 DELIVERABLES.

- 7.1 The ENGINEER shall provide the COUNTY, prior to the termination of this Agreement, or at such time as the Kane County Engineer directs, any required deliverables related to work performed under this Agreement.
- 7.2 Upon receipt, review and acceptance of all deliverables by the COUNTY (if required), final payment will be made to the ENGINEER by the COUNTY.

8.0 ENGINEER'S INSURANCE

- 8.1 The ENGINEER shall, during the term of this Agreement and as may be required thereafter, maintain, at its sole expense, insurance coverage including:
- A. Worker's Compensation Insurance in the statutory amounts.
 - B. Employer's Liability Insurance in an amount not less than Five Hundred Thousand Dollars (\$500,000) each accident/injury and Five Hundred Thousand Dollars (\$500,000) each employee/disease.
 - C. Commercial General Liability Insurance, (including contractual liability) with limits of not less than One Million Dollars (\$1,000,000) per occurrence bodily injury/property damage combined single limit; Two Million Dollars (\$2,000,000) excess liability coverage in the aggregate for injury/property damage combined single limit and Two Million Dollars (\$2,000,000) in the aggregate for products-completed operations.

D. Commercial Automobile Liability Insurance with minimum limits of at least One Million Dollars (\$1,000,000) for any one person and One Million Dollars (\$1,000,000) for any one occurrence of bodily injury or property damage.

E. Professional Errors and Omissions Insurance with a minimum limit of One Million Dollars (\$1,000,000).

8.2 It shall be the duty of the ENGINEER to provide to the COUNTY copies of the ENGINEER'S certificates of insurance before issuance of the Notice to Proceed. The certificate of insurance shall provide the following:

- (i) the County of Kane shall be listed as the certificate holder,
- (ii) the Section Number as contained in the title of this Agreement,
- (iii) the Purchase Order Number as set forth on page one of this Agreement.

8.3 The ENGINEER shall provide the COUNTY and maintain a certificate of insurance for its General Liability Policy which certificate shall include the COUNTY as additional named insured. The additional names insured endorsement included on the ENGINEER'S Commercial General Liability policy will provide the following:

- A. That the coverage afforded the additional insured will be primary insurance for the additional named insured with respect to claims arising out of operations performed by or on behalf of the ENGINEER;
- B. That if the additional named insured has other insurance which is applicable to the loss, such other insurance will be only on an excess or contingent basis;
- C. That the amount of the ENGINEER'S liability under the insurance policy will not be reduced by the existence of such other insurance; and,
- D. That the certificate of insurance shall contain a provision or endorsement that the coverage afforded will not be canceled, materially changed, nor renewal refused until at least thirty (30) days prior written notice has been given to COUNTY.

8.4 The insurance required to be purchased and maintained by ENGINEER shall be provided by an insurance company acceptable to the County with an AM Best rating of A- or better, and licensed to do business in the State of Illinois; and shall include at least the specified coverage and be written for not less than the limits of the liability specified herein or required by law or regulation whichever is greater. In no event shall any failure of the COUNTY to receive policies or certificates of insurance or to demand receipt of the same be construed as a waiver of the ENGINEER'S obligation to obtain and keep in force the required insurance.

9.0 INDEMNIFICATION.

- 9.1 To the fullest extent permitted by law, the ENGINEER shall indemnify and hold harmless the COUNTY, and its officials, directors, officers, agents, and employees from and against any and all claims, damages, losses, and expenses, including but not limited to court costs and attorney's fees, arising out of or resulting from performance of the work, provided that such claim, loss or expense is attributable to bodily injury, sickness, disease or death, or to injury to or destruction of property, including loss of use resulting therefrom, but only to the extent caused in whole or in part by negligent acts or omissions of the ENGINEER, a sub-consultant, anyone directly or indirectly employed by them or anyone for whose acts they may be liable, excluding any proportionate amount of any claim, damage, loss or expense which is caused by the negligence of the COUNTY. Such obligation shall not be construed to negate, abridge or reduce other rights or obligations of indemnity, which would otherwise exist as to a PARTY or person described in this paragraph. In claims against the COUNTY and its officials, directors, officers, agents, and employees by an employee of the ENGINEER, a sub-consultant, anyone directly or indirectly employed by them or anyone for whose acts they may be liable, the indemnification obligation under this paragraph shall not be limited by a limitation on the amount or type of damages, compensation or benefits payable by or for the ENGINEER or a sub-consultant under worker's or workmen's compensation acts, disability benefit acts or other employee benefit acts.
- 9.2 Nothing contained herein shall be construed as prohibiting the COUNTY, its officials, directors, officers, agents, and employees, from defending through the selection and use of their own agents, attorneys and experts, to defend any claims, actions or suits brought against them.
- 9.3 If any errors, omissions, intentional or negligent acts are made by the ENGINEER or sub-consultant in any phase of the work, the correction of which requires additional field or office work, the ENGINEER shall be required to perform such additional work as may be necessary to remedy same without undue delay and without charge to the COUNTY.
- 9.4 Acceptance of the work by the COUNTY will not relieve the ENGINEER of the responsibility for the quality of the work, nor of the ENGINEER'S liability for loss or damage to property or persons resulting therefrom.
- 10.0 SATISFACTORY PERFORMANCE.
- 10.1 The ENGINEER'S and sub-consultant's standard of performance under the terms of this Agreement shall be that which is to the satisfaction of the COUNTY and meets or exceeds the quality and standards commonly accepted in the industry in the Chicago Metropolitan area.
- 11.0 CONFLICT OF INTEREST.
- 11.1 The ENGINEER covenants that it has no conflicting public or private interest and shall not acquire directly or indirectly any such interest which would conflict in

any manner with the performance of ENGINEER'S services under this Agreement.

- 11.2 The ENGINEER, by its signature on this Agreement, certifies that it has not been barred from being awarded a contract or subcontract under the Illinois Purchasing Act; and further certifies that it has not been barred from contracting with a unit of State or Local government as a result of a violation of Section 33E-3 or 33E-4 of the Illinois Criminal Code (Illinois Compiled Statutes, 1992, Chapter 720, paragraph 5/33E-3).

12.0 OWNERSHIP OF DOCUMENTS.

- 12.1 The ENGINEER agrees that all survey data, reports, drafting, studies, specifications, estimates, maps and computations prepared by the ENGINEER under the terms of this Agreement shall be properly arranged, indexed and delivered to the COUNTY within ninety (90) days of written request therefor.
- 12.2 The documents and materials made or maintained under this Agreement shall be and will remain the property of the COUNTY which shall have the right to use same without restriction or limitation and without compensation to the ENGINEER other than as provided in this Agreement.

13.0 COMPLIANCE WITH STATE AND OTHER LAWS – PREVAILING WAGE ACT.

- 13.1 The ENGINEER and sub-consultants will comply with all State, Federal and Local statutes, ordinances and regulations; and will obtain all permits as are applicable.
- 13.2 The ENGINEER and any sub-consultants shall not discriminate against any worker, job applicant, employee or any member of the public, because of race, creed, color, sex, age, handicap, or national origin, or otherwise commit an unfair employment practice.
- 13.3 The ENGINEER and any sub-consultant(s) shall comply with all applicable State and Federal Prevailing Rate of Wage Laws, and shall take all steps necessary to remain in compliance therewith. (See Exhibit “C”)
- 13.4 The CONSULTANT and any sub consultants shall comply with the Kane County Ethics Ordinance (Article II, Division 3, Section 2-211), (See Exhibit “D”).

14.0 MODIFICATION OR AMENDMENT.

- 14.1 The terms of this Agreement may only be modified or amended by a written document duly executed by both PARTIES.

15.0 TERM OF THIS AGREEMENT.

- 15.1 The term of this Agreement shall begin on the date this Agreement is fully executed and shall continue in full force and effect until the earlier of the following occurs:
- A. The PARTY'S termination of this Agreement in accordance with the terms of Section 16.0; or
 - B. February 28, 2020.
- 15.2 In the event the required calendar days are exceeded and/or anticipated personnel requirements are not adequate and remaining funds are not sufficient to complete the Project, adjustments in total compensation to the ENGINEER may be determined through negotiation between the COUNTY and the ENGINEER. The COUNTY shall however, have no obligation to agree to any such adjustment.
- 15.3 The date of the first calendar day for this Agreement shall be the date of receipt of the Notice to Proceed by the ENGINEER from the COUNTY. In the event the Project work is suspended as recorded on the "Report of Starting and Completion Date," the calendar days for this Agreement will also be suspended for a like amount of time.

16.0 TERMINATION ON WRITTEN NOTICE.

- 16.1 Except as otherwise set forth in this Agreement, the ENGINEER shall have the right to terminate this Agreement for cause upon serving sixty (60) days written notice upon the COUNTY.
- 16.2 The COUNTY may terminate this Agreement at any time upon written notice to the ENGINEER.
- 16.3 Upon termination of this Agreement, the obligations of the PARTIES shall cease, but they shall not be relieved of the duty to perform their obligations up to the date of termination. Notwithstanding anything in this Agreement to the contrary however, the obligations of the ENGINEER to indemnify and hold harmless the COUNTY as provided for in Section 9.0 of the Agreement shall survive the termination of this Agreement.
- 16.4 Upon termination of this Agreement, all data, work products, reports and documents produced, as a result of this Agreement shall become the property of the COUNTY.

17.0 ENTIRE AGREEMENT.

- 17.1 This Agreement contains the entire agreement between the PARTIES.
- 17.2 There are no other covenants, promises, conditions or understandings, either oral or written, other than those contained herein.

18.0 NON-ASSIGNMENT.

18.1 This Agreement shall not be assigned by either PARTY without prior written approval by the other PARTY requesting the assignment.

19.0 SEVERABILITY.

19.1 In the event any provision of this Agreement is held to be unenforceable for any reason, the enforceability thereof shall not affect the remainder of the Agreement, which will remain in full force and effect and enforceability in accordance with its terms.

20.0 GOVERNING LAW.

20.1 This Agreement shall be governed by the laws of the State of Illinois both as to interpretation and performance.

20.2 Venue for any dispute arising hereunder shall be in the Circuit Court of the Sixteenth Judicial Circuit, Kane County, Illinois.

21.0 NOTICE.

Any required notice shall be sent to the following addresses and party:

KANE COUNTY DIVISION OF TRANSPORTATION
41W011 Burlington Road
Saint Charles, IL 60175
Attn.: Carl Schoedel, P.E., Kane County Engineer

Wight and Company.
2500 North Frontage Road
Darien, Illinois 60561
Attn.: Pete Mesha- Group President, Transportation and Infrastructure

IN WITNESS WHEREOF, the parties set their hands and seals as of the date first written above.

COUNTY OF KANE

WIGHT AND COMPANY

CHRISTOPHER LAUZEN
CHAIRMAN, KANE COUNTY BOARD

By: PETE MESA
GROUP PRESIDENT, TRANSPORTATION
AND INFRASTRUCTURE

ATTEST:

ATTEST:

JOHN A. CUNNINGHAM
KANE COUNTY CLERK

By: CAROL ROGLIN, CFO, SECRETARY
AND TREASURER

EXHIBIT A
Consulted Construction Management/Observation

A. OVERVIEW

THE CONSULTANT AGREES:

1. To perform or be responsible for the performance of the following checked engineering services for the COUNTY in connection with the proposed improvement herein described:
 - a. (X) Furnish or cause to be furnished:
 - i. Construction observers and other technical personnel to perform the construction observation. The COUNTY, based upon the project scope, shall direct the amount of personnel.
 - ii. Continuous observation of the work and Contractor's operations for compliance with the plans and specifications as construction proceeds, however the CONSULTANT does not guarantee the contract performance of the Contractor.
 - iii. Maintain daily records of Contractor's activity which shall include:
 - (i) Project Diary
 - (ii) Inspector's Daily Report (I.D.R.)
 - (iii) Quantity Book
 - (iv) Resident's Weekly Report
 - (v) Paving Summary (Field Book)
 - (vi) All other documentation required by the DEPARTMENT
 - iv. Supervision of construction observers, proportioning engineers, and other technical personnel and also the type, frequency, and location of material testing and sampling.
 - v. Establishment of centerline control and recover benchmarks. Also, random checks or as required by the COUNTY of Contractor's construction staking activities.
 - vi. Preparation and submission to the COUNTY in required form and number of copies, all partial and final Pay Estimates, Change Orders, records and reports required by the COUNTY.
 - vii. Insure that all required evidence of material certification and inspection is received from the Contractor before final payment is made.
 - viii. Mark contract plans in red to provide record drawings (As-Built Plans) of the completed project for permanent record. Submit one set of As-Built Plans to the COUNTY at the time of final payment.
 - ix. To prepare for and provide materials as directed by the COUNTY for and attend the Pre-Construction Conference, and provide meeting minutes to the COUNTY no later than 7 days from the date of the meeting.

- x. To schedule, coordinate, and provide an agenda for weekly progress meetings. Also, to provide meeting minutes to the COUNTY no later than 7 days from the date of the meeting.
 - xi. The basic survey notes and sketches, charts, computations and other data and records prepared or obtained by the CONSULTANT pursuant to this agreement will be made available upon request to the COUNTY without cost and without restriction or limitation as to their use.
 - xii. To submit to the COUNTY a list of the personnel and the equipment he/she proposes to use in fulfilling the requirements of this agreement.
- b. (X) Coordinate, furnish or cause to be furnished:
- i. Proportioning and testing of concrete mixtures in accordance with the “Manual of Instructions for Concrete Proportioning and Testing” issued by the Bureau of Materials and Physical Research of the Illinois Department of Transportation and promptly submit reports on forms prepared by said Bureau.
 - ii. Proportioning and testing of bituminous mixtures in accordance with the “Manual of instructions for Bituminous Proportioning and Testing” issued by the Bureau of Materials and Physical Research of the Illinois Department of Transportation and promptly submit reports on forms prepared by said Bureau.
 - iii. All compaction tests as required by the specifications or as directed by the COUNTY and report promptly the same on forms prepared by the Bureau of Materials and Physical Research of the Illinois Department of Transportation.
 - iv. Quality and sieve analysis on local aggregates that are not from approved producers (as listed by the Bureau of Materials and Physical Research of the Illinois Department of Transportation) to see that they comply with the specifications contained within the contract.
 - v. Inspect all materials when the Bureau of Materials and Physical Research of the Illinois Department of Transportation do not provide inspection at the source and submit inspection reports to the COUNTY in accordance with the policies of the said COUNTY.

B. REQUIRED SERVICES AND PROCEDURES FOR CONSULTED CONSTRUCTION MANAGEMENT/OBSERVATION

1. DUTIES AND AUTHORITY OF THE RESIDENT ENGINEER/TECHNICIAN

The Resident Engineer/Technician (Resident) provided by the CONSULTANT, who from this point on shall be referred to, as the Resident along with his/her staff is responsible for all construction details on the project. He/she shall report directly to the Kane County Division of Transportation (KDOT) Construction Section Chief or his Supervising Project Manager (PM). The Resident is expected to accept delegated responsibility and to make decisions within the

authority delegated to him/her. A Resident's first duty is to enforce the contract and specification requirements. The Resident shall assign and schedule all field and material inspection and must maintain daily contact with the Contractor's personnel to proficiently provide the engineering services necessary for the Contractor's continued progress.

In addition the Resident is expected to make the day-to-day decisions to the extent that his/her experience and construction knowledge permit. However, the Resident is not authorized nor should he/she attempt to revise, delete, or change the contract provisions. When contract, plan, or specification changes are anticipated the Resident should contact the KDOT PM for guidance. The Resident also shall schedule, attend, and provide meeting minutes for all necessary meetings.

The Resident shall be the KDOT public relations person when dealing with those whom the contract may involve and inconvenience. The Resident shall assure contract compliance with respect to:

- a. Contract Proposal
 - i. Special Provisions
 - ii. Highway Standards
- b. Plans
 - i. General Notes
 - ii. Typical Sections
 - iii. Plan and Profile Sheets
 - iv. Cross Section Sheets
 - v. Highway Standards
 - vi. All Special Detail Sheets
- c. "Supplemental Specifications and Recurring Special Provisions"
- d. "Standard Specifications for Road and Bridge Construction"
- e. Payroll
- f. Pay Estimates
- g. Erosion Control/Drainage
- h. E.E.O. Bulletin Boards
- i. Traffic Control
- j. Documentation
- k. Inspection
 - i. Material
 - ii. Field (Various Construction Operations)
- l. Army Corp and EPA permits, SWPP completion, NOI and NOT submittals as well as other paperwork required in active permits for the project.

m. CCDD compliance and necessary forms and paperwork

n. Various Other Items

2. MEETINGS

Prior to the start of construction, the KDOT shall arrange a pre-construction conference. All personnel involved with the project, including all necessary utility representatives, Contractor's personnel, construction supervision personnel, local agency representatives, and KDOT staff shall be requested to attend. The Resident shall be required to attend, run, provide agenda and take meeting minutes to be submitted to the KDOT with copies sent to all other attendees no later than 7 days after the date of the pre-construction conference.

Bi-weekly coordination meetings shall be scheduled and coordinated by the Resident. These meetings shall be for the purpose of coordinating construction activities for the upcoming two weeks, and any other important issues that may arise. The Resident shall be required to attend, run and also provide meeting minutes to be submitted to the KDOT no later than 7 days after the date of the coordination meeting.

3. DOCUMENTATION

- a. **Project Diary:** The Project Diary is one of the most essential records kept on the job. The Resident or a designated representative shall be required to keep a daily diary on each contract.

The diary shall be a bound hardback book; there must be a separate diary on each Contract and a separate diary for each year. All entries throughout the diary shall be in ink.

The first entry in the diary shall be on the inside cover. This entry shall include the year, the official designation of the section (County, Section number, Route, District number, Job number, Contract number), the name of the Contractor, and the name and signature of the Resident. A list of all personnel (inspectors) assigned to or working on the project also shall be printed on the inside cover, and each person shall put his/her initials after his/her name. KDOT's return address shall be noted on the inside cover so that it may be returned if ever lost.

An entry must be made in the project diary for each day of the project, including weekends and holidays, except when the project is officially suspended. Entries must begin by the official start date or when the Contractor begins work, whichever is first. The diary shall contain a day-to-day record of all significant items relating to the project. The date and day of the week shall be shown on the top of the page. Also, the time(s) of arrival and departure of the Resident or staff shall be listed under the date. A description of the day activities, and the number and the type of workers for the general contractor and each of the subcontractors shall be recorded for each day. Other information that shall be documented in the project diary is:

- i. Weather.
- ii. Progress schedule controlling item of work.
- iii. Working days charged and reason for partial or non-working days.
- iv. Traffic control inspections and changes.
- v. Description and hours of material inspection (done by Material Consultants)

- vi. Important discussions with Contractor(s).
 - vii. Official visitors and inspections.
 - viii. Opening and closing of detours.
 - ix. Work and materials rejected and reasons.
 - x. Time of discontinuing or resuming work and reasons.
 - xi. Account of any time spent by Contractor's workers or equipment on disputable items of work.
 - xii. The presence of railroad flaggers and whether the Contractor is to be reimbursed for their services.
 - xiii. Length and cause of any delay.
 - xiv. Dates on which payment began and end for Engineer's Field Office, or any other calendar-month item.
 - xv. Description of important faxes and telephone calls. Unusual conditions, if any, such as high water, bridge failures, accidents/injuries, etc.
- b. **Inspector's Daily Report (IDR):** An Inspector's daily inspection field report shall be kept the Resident and or his/her staff for each contract. I.D.O.T. form BC-628 shall be used for the documentation of daily work. This form is available as a spreadsheet on Microsoft Excel and is available from the KDOT Completed IDR forms shall be kept in chronological order in a 3-ring hard cover binder. The items shall be checked on the right side of the report when they are entered the Quantity Book. The information contained on this report shall identify:
- i. Date
 - ii. Name of Contractor/Sub-Contractor(s) that performs on pay items
 - iii. Weather
 - iv. Item No.
 - v. Pay Item
 - vi. Location of work
 - vii. Quantity and Units
 - viii. Evidence of Material Inspection.
 - ix. Calculations and Sketches (if applicable)

Note: Calculations and sketches shall be used to justify quantities of all items having foot, square foot, square yard, and cubic yard units. The calculations and sketches shall be based on accurate field measurements and shall be presented in a neat and concise manner on the bottom of the form, on the back page, and or on a separate additional sheet placed after IDR form sheet. Someone other than the person who performed the original calculations shall check all calculations.

- c. **Quantity Book:** A Quantity Book shall be kept the Resident and or his/her staff for each contract. IDOT form OC-625 shall be used for the documentation of quantities for federally funded projects only. A similar KDOT Quantity Book Form shall be used for all other projects. The KDOT Quantity Book Form is available as a spreadsheet on Microsoft Excel and is available from the KDOT A separate Quantity Book sheet shall be provided for each contract pay item. A title page listing the official designation of the section, the name address, and telephone number of the Contractor, and the address of KDOT shall be provided. Also, a sheet index page listing item number, item, and page number shall be provided. The Quantity Book Sheets (in numerical order), title page, and sheet index page shall all be kept in a 3-ring binder. Quantities shall be placed in this form daily.

- d. **Field Books:** Hard cover, bound field books shall be used by the Resident and or his/her staff to record all field measurements including but not limited to the following information:
- i. Daily field measurements used to justify quantities shown in the IDR
 - ii. Permanent survey records, layout checks, cross-sections
 - iii. PCC paving summary
 - iv. Bituminous concrete paving summary
 - v. Pile driving records
 - vi. Depth checks (PCC and bituminous paving, sub-base, topsoil, curb and gutter, etc.)
- i. All field books shall be identified with the following information and shall include: Route(s) description, section number, year, and the field book number (Ex.: Field Book #1) shall be listed on the front cover with a black marker.
 - ii. Project designation and KDOT) address on the inside cover.
 - iii. An index page that contains enough detail to show a reviewer the contents and location of the contents within the field book.
- e. **Resident's Weekly Report:** A weekly report containing a record of the contractor's progress shall be kept by the Resident. IDOT form BC-239 shall be used for the Resident's Weekly Report. This report shall be filled out weekly, signed by the Resident, and a copy mailed to the Contractor's office as soon as possible (at no time shall the Contractor receive the copy later than 7 days from the date of the report). Copies of the report shall marked c.c. for:
- i. Contractor
 - ii. Project file (KDOT)
 - iii. Resident's file
- f. **Other periodic reports** for traffic control and project issues shall be completed and maintained as per IDOT policy and procedures.

The Resident shall keep his/her copies in chronological order, and contained within a hard covered 3-ring binder.

4. CHANGE ORDERS

Whenever it becomes apparent that extra work is necessary on a project, the Resident shall contact KDOT. KDOT shall determine the appropriate course of action. Payment for extra work shall be classified as either an Agreed Unit Price or a Force Account. In the case when an Agreed Unit Price shall be used, The Resident shall submit a formal request letter to the Contractor. This letter shall list the requested item, unit, and estimated quantity for an Agreed Unit Price. Once the Contractor's Agreed Unit Price letter is received, the KDOT shall review it. If the Agreed Unit Price letter is found acceptable, the Resident shall prepare the appropriate Change Order form and submit it to KDOT for further processing by IDOT.

In the case when a Force Account shall be used, the process shall be same as that of an Agreed Unit Price, except that the Resident shall submit a formal request letter to the Contractor requesting an estimated amount for time, equipment and material costs for the proposed Force Account work.

No extra work shall be permitted unless authorized by KDOT.

The Resident shall document this work daily by using IDOT form BC-635 and both the Contractor and the Resident will retain copies.

Materials used on Force Account work that will be incorporated in the job must meet with satisfactory inspection.

The amounts of Labor, Equipment and Materials claimed by the Contractor on his submitted itemized bill, which he prepares at the completion of the extra work, must agree with the daily amounts shown on the completed BC-635 forms.

Refer to Article 109.04 of the Standard Specifications.

The completed itemized bill shall be submitted to KDOT for approval, and Change Order processing.

Once KDOT and/or IDOT (Bureau of Construction), as the case may be, have approved the Change Order, the Resident shall add the Agreed Unit Price(s) or Force Account(s) to the next pay estimate as a line item.

All Change Orders shall be either IDOT form BC-22 (for projects using Federal funds) or a KDOT Change Order form. The KDOT Change Order form is available as a spreadsheet on Microsoft Excel and can be obtained from the KDOT.

5. PAY ESTIMATES

The Resident shall prepare an Engineer's Payment Estimate (pay estimate) for submittal and payment at least once a month for each contract. All documented partially and completed work that has all required material inspection should be shown for payment on the Engineer's Payment Estimate form. This form shall be used for all projects (except projects using Federal funds). The form is available as a spreadsheet on Microsoft Excel and is available from KDOT.

The pay estimate form for projects using Federal funds shall be received from IDOT (Bureau of Construction – FAUS Projects) once a month. The Resident shall write in the quantities, sign his/her name to the bottom of the form, and return it to IDOT (Bureau of Construction – FAUS Projects) for processing of payment. Also, the Resident shall send a copy to KDOT for the job file, as well as retain a copy for Resident's file.

The Resident shall meet with the Contractor before the pay estimate is submitted to insure agreement of all quantities included in the pay estimate for the month. Any discrepancy or disagreement between the contractor and the consultant shall be immediately reported to the KDOT.

The Resident shall then submit the pay estimate to KDOT for review and processing of payment.

6. INSPECTION MATERIAL

An independent Materials Consultant shall perform all required material inspection for all projects. The Materials Consultant shall be under the direct employment of Consultant and shall be assigned

by the KDOT. The Resident shall coordinate direct, and schedule all material inspection with the Materials Consultant. The Material Consultant shall not be responsible for determining when, what, and where they should be performing material inspection. The Resident shall determine the type, frequency, and location as required by the IDOT Project Procedures Guide (Sampling Frequencies for Testing and Inspection) and/or KDOT.

All billings for material inspection services shall be checked and verified with the Project Diary by the Resident or his/her staff for correct dates, hours, and charges. Any disparities shall be reported to KDOT as soon as possible. Copies of all material inspection billings shall be kept in the Resident's file.

Materials inspection and documentation is the responsibility of the Materials Consultant. However, the Resident and his/her staff shall verify that the quality, quantity, and frequency of all material inspection reports meet the requirements of IDOT (Bureau of Materials). Copies of completed material inspection reports shall be retained in the Resident's file.

7. PLAN QUANTITY ACCEPTANCE

The acceptance of plan quantities as final quantities for a number of the pay items is acceptable providing that KDOT and the Contractor agree in writing that the plan quantities are accurate and will be used as final quantities. The Resident shall receive a list of the items from KDOT that KDOT would like to agree upon.

The Resident and or his/her staff shall, from the plans, verify the accuracy of the quantity of each item on the list. The Resident shall then submit his/her findings, which shall include all calculations used to determine the accuracy of the quantity on the list to KDOT. The KDOT will review the Resident's calculations to determine which items to include on IDOT form BC-981. This form shall be presented to the Contractor at the Pre-Construction Conference and be reviewed, signed, and returned to KDOT before any construction work has begun.

8. CONSTRUCTION LAYOUT VERIFICATION

All construction layout and staking shall normally be provided by the Contractor and paid for by the item "Construction Layout Stakes". The Resident and or his/her staff shall recover and identify all horizontal control points, benchmarks, and right-of-way corners (for newly acquired parcels) prior to construction. The Resident shall instruct Contractor to submit copies of all field book information regarding layout on a daily basis to be retained in the Resident's file. The Resident and or his/her staff shall use standard survey methods to randomly check all horizontal locations and elevations for every staking operation. The Resident and or his/her staff shall document all layout checks in a field book. In the event that an error is found, the Resident shall notify the Contractor immediately and insure that he/she corrects the error as soon as possible. If an unnecessary amount of layout errors persist, the Resident shall notify KDOT as soon as possible.

9. TRAFFIC CONTROL INSPECTION

Inspection of all traffic control devices, signing, pavement marking, etc. shall be inspected by the Resident or his/her staff at least twice a day when the Contractor is working and once a day when is the Contractor not working. One of the traffic control inspections shall be done at the later part

of the day, before the contractor leaves, to allow time for the contractor to correct any deficiencies before they leave at the end of the day. The Resident and or his/her staff shall verify that all traffic control is accordance with the Traffic Control plan, and all applicable standards. The Resident and or his/her staff shall notify the Contractor as soon as possible of any and all deficiencies including:

- a. Downed and/or damaged signs
- b. Downed and/or damaged barricades or sign panels
- c. Worn, missing or conflicting temporary pavement marking
- d. Malfunctioning or damaged temporary traffic signals and temporary roadway lighting

The Resident shall list the times of inspection, descriptions of any and all deficiencies, and description of conversation with Contractor in the Daily Diary and complete the appropriate IDOT forms for Traffic Control Inspection for daytime and/or nighttime inspection.

10. **FINAL INSPECTIONS**

- a. **Traffic Signal/Roadway Lighting Installation:** Once Traffic Signal/Roadway Lighting installation have been completed and energized, the Resident shall schedule a Pre-Turn On inspection with the Contractor and KDOT. The Contractor shall address any deficiencies that are discovered as soon as possible. Once all deficiencies have been addressed, the Resident shall schedule a Turn On inspection with the Contractor, Maintenance Contractor, IDOT representative, controller manufacturer's technician (Traffic Signals) and the KDOT.
- b. **Overall Project Inspection (Final Walk-Through):** Upon notice from the Contractor of completion of the entire project, the Resident shall schedule a walk-through inspection with the Contractor, KDOT and any other agency (Municipal and/or State) representatives if there is any outside agency funding. The inspection shall consist of walking the length of all portions of roadway (both sides). The Resident shall include any and all deficiencies that are discovered in the Resident's Punch list. The Punch list shall be addressed to the Contractor and signed by the Resident. The Punch list shall be mailed to the Contractor, and a copy shall be sent to KDOT. Once all deficiencies have been addressed, the Resident shall conduct another inspection with the Contractor to insure that all the items on the punch list have been addressed.

11. **FINALING OUT OF PROJECTS**

Upon receiving notice of project completion from the Contractor, the Resident shall schedule a meeting with the Contractor and KDOT to finalize quantities for all items per contract. Once final quantities are agreeable with both the Contractor and KDOT, the Resident shall prepare an Engineer's Semi-Final Pay Estimate, which shall include all final quantities with 1% retainage. The Engineer's Semi-Final Pay Estimate shall then be submitted to KDOT for review and processing of payment.

The Resident shall also prepare Engineer's Final Pay Estimate, which shall be the same as the Engineer's Semi-Final Pay Estimate with the exception that the retainage shall be reduced to 0%. This final pay estimate shall be presented on the Engineer's Final Pay Estimate form, which can be obtained from KDOT. The Resident shall also prepare and submit to KDOT the following:

- a. Balance Authorization sheet(s)

- b. Explanations for changes in total dollar values that exceed \$2000.00 per item
- c. Any un-approved Change Orders

The Balance Authorization form is available as a spreadsheet on Microsoft Excel and can be obtained from KDOT.

Once the Engineer's Final Pay Estimate is submitted to IDOT for approval, the Bureau of Materials shall check all items for the required materials inspection and certification. The Resident shall receive a list of material deficiencies from KDOT. The Resident then shall make a formal request to the Contractor and or the Materials Consultant for all needed material inspection and certification. Once the Resident receives all requested material inspection and certification, he/she shall submit it directly to I.D.O.T. (Bureau of Materials).

12. RECORD DRAWINGS and SCANNED JOB BOX

The Resident and or his/her staff shall provide a complete set of record drawings (as built plans) to **K.D.O.T.** for their records. The record drawings shall be marked as "RECORD DRAWINGS" dated and initialed by the individual(s) who prepared them. **All sheets, regardless of whether they have been modified, shall be marked as RECORD or AS BUILT in an appropriate box or space.** The drawings shall consist of a 24"x 36" size set of project plans that have all changes and additions tagged by clouds or similar easy to see markings in red ink. In addition, the consultant shall provide professionally scanned copies of all "AS BUILT" plans, as well as the entire IDOT or KDOT approved project job box, in PDF format as part of the engineering services for the project. A version of the "As Builts" in AutoCAD shall also be provided for GIS purposes. Copies of all photos taken by the RE and staff in JPEG format shall also be included in the final documents. These documents may be submitted on dedicated hard drives, flash drives or CDs, intended for archiving of important documents, depending on the file sizes.

EXHIBIT A - CONSTRUCTION ENGINEERING
Wight & Company

Route: Fabyan Parkway Over the Fox River
Local: Kane County
 (Municipality/Township/County)

Section: _____

Project: _____
Job No.: _____

Cost Plus Fixed Fee Methods of Compensation:

- Fixed Fee 1 14.5%[DL + R(DL) + OH(DL) + IHDC]
 Fixed Fee 2 14.5%[(2.3 + R)DL + IHDC]
 Specific Rate 10%[DL + (OH*DL)]
 Lump Sum

*Firm's approved rates on file with Bureau of Accounting and Auditing:	
Overhead Rate (OH)	161.01%
Complexity Factor (R)	0.00
Calendar Days	

Cost Estimate of Consultant's Services in Dollars										
Element of Work	Employee Classification	Man-Hours	Payroll Rate	Payroll Costs (DL)	Overhead (OH*DL)	Services by Others (SBO)	In-House Direct Costs (IHDC)	Fixed Fee (FF)	Total	
Proj Management	Principal	56	\$ 70.00	\$ 3,920.00	\$ 6,311.59			\$ 1,483.58	\$ 11,715.17	
Res Engineering	Proj Manager	1268	\$ 61.16	\$ 77,550.88	\$ 124,864.67		\$ 11,050.00	\$ 30,952.51	\$ 244,418.06	
Doc & Const Insp	Sr Tech	200	\$ 38.23	\$ 7,645.00	\$ 12,309.21		\$ 1,625.00	\$ 3,128.99	\$ 24,708.20	
Const Inspection	Engineer I	400	\$ 30.00	\$ 12,000.00	\$ 19,321.20		\$ 4,650.00	\$ 5,215.82	\$ 41,187.02	
Const Inspection	Intern	400	\$ 17.00	\$ 6,800.00	\$ 10,948.68		\$ 3,250.00	\$ 1,774.87	\$ 22,773.55	
Materials QA	MSL (DBE)			\$ -	\$ -	\$ 22,622.00		\$ -	\$ 22,622.00	
Surveying	AS&E (DBE)			\$ -	\$ -	\$ 27,410.88		\$ -	\$ 27,410.88	
				\$ -	\$ -			\$ -	\$ -	
				\$ -	\$ -			\$ -	\$ -	
				\$ -	\$ -			\$ -	\$ -	
				\$ -	\$ -			\$ -	\$ -	
Totals		2324.00		\$ 107,915.88	\$ 173,755.36	\$ 50,032.88	\$ 20,575.00	\$ 42,555.76	\$ 394,834.88	

PREVAILING WAGE RATES

It is the policy of the State of Illinois as declared in the Illinois Prevailing Wage Act (820 ILCS 130/1 *et seq.*) "that a wage of no less than the general prevailing hourly rate as paid for work of a similar character in the locality in which the work is performed, shall be paid to all laborers, workers and mechanics employed by or on behalf of any and all public bodies engaged in public works".


The CONSULTANT agrees to pay, when applicable, the current Illinois Department of Labor Prevailing Wage Rates for all County of Kane projects. Current prevailing wage rates are available from the Illinois Department of Labor at their website:
<http://www.state.il.us/agency/idol/rates.HTM>.

Prevailing wage rates are subject to revision monthly. The CONSULTANT acknowledges its responsibility, for payment of any applicable future adjustment thereof.

The CONSULTANT further acknowledges its responsibility to notify any sub-consultant of the applicability of the Prevailing Wage Act.

When applicable, the CONSULTANT agrees to provide the Kane County Division of Transportation "certified payrolls" as required by the Prevailing Wage Act.

Wight & Company
Company Name


Signature of Officer of Company

Vice President, Gov. Program
Title

February 14, 2019
Date

COMPANY NAME: Material Solutions Laboratory
PTB NUMBER: Fabyan Parkway over Fox River
TODAY'S DATE: 2/11/2019

ITEM	ALLOWABLE	UTILIZE W.O. ONLY	QUANTITY J.S. ONLY	CONTRACT RATE	TOTAL
Per Diem (per GOVERNOR'S TRAVEL CONTROL BOARD)	Up to state rate maximum			\$0.00	\$0.00
Lodging (per GOVERNOR'S TRAVEL CONTROL BOARD)	Actual cost (Up to state rate maximum)			\$0.00	\$0.00
Air Fare	Coach rate, actual cost, requires minimum two weeks' notice, with prior IDOT approval			\$0.00	\$0.00
Vehicle Mileage (per GOVERNOR'S TRAVEL CONTROL BOARD)	Up to state rate maximum			\$0.56	\$0.00
Vehicle Owned or Leased	\$32.50/half day (4 hours or less) or \$65/full day		19	\$65.00	\$1,235.00
Vehicle Rental	Actual cost (Up to \$55/day)			\$55.00	\$0.00
Tolls	Actual cost			\$0.00	\$0.00
Parking	Actual cost			\$0.00	\$0.00
Overtime	Premium portion (Submit supporting documentation)		2	\$20.28	\$40.56
Shift Differential	Actual cost (Based on firm's policy)		0	\$6.08	\$0.00
Overnight Delivery/Postage/Courier Service	Actual cost (Submit supporting documentation)			\$0.00	\$0.00
Copies of Deliverables/Mylars (In-house)	Actual cost (Submit supporting documentation)			\$0.00	\$0.00
Copies of Deliverables/Mylars (Outside)	Actual cost (Submit supporting documentation)			\$0.00	\$0.00
Project Specific Insurance	Actual cost			\$0.00	\$0.00
Monuments (Permanent)	Actual cost			\$0.00	\$0.00
Photo Processing	Actual cost			\$0.00	\$0.00
2-Way Radio (Survey or Phase III Only)	Actual cost			\$0.00	\$0.00
Telephone Usage (Traffic System Monitoring Only)	Actual cost			\$0.00	\$0.00
CADD	Actual cost (Max \$15/hour)			\$0.00	\$0.00
Web Site	Actual cost (Submit supporting documentation)			\$0.00	\$0.00
Advertisements	Actual cost (Submit supporting documentation)			\$0.00	\$0.00
Public Meeting Facility Rental	Actual cost (Submit supporting documentation)			\$0.00	\$0.00
Public Meeting Exhibits/Renderings & Equipment	Actual cost (Submit supporting documentation)			\$0.00	\$0.00
Recording Fees	Actual cost			\$0.00	\$0.00
Transcriptions (specific to project)	Actual cost			\$0.00	\$0.00
Courthouse Fees	Actual cost			\$0.00	\$0.00
Storm Sewer Cleaning and Televising	Actual cost (Requires 2-3 quotes with IDOT approval)			\$0.00	\$0.00
Traffic Control and Protection	Actual cost (Requires 2-3 quotes with IDOT approval)			\$0.00	\$0.00
Aerial Photography and Mapping	Actual cost (Requires 2-3 quotes with IDOT approval)			\$0.00	\$0.00
Utility Exploratory Trenching	Actual cost (Requires 2-3 quotes with IDOT approval)			\$0.00	\$0.00
Testing of Soil Samples*	Actual cost			\$0.00	\$0.00
Lab Services*	Actual cost (Provide breakdown of each cost)			\$0.00	\$0.00
Equipment and/or Specialized Equipment Rental*	Actual cost (Requires 2-3 quotes with IDOT approval)			\$0.00	\$0.00
Lab Services* - Core Density Determination			5	\$75.00	\$375.00
Lab Services* - HMA Air Voids			0	\$450.00	\$0.00
Lab Services* - AC Content (Ignition)			0	\$160.00	\$0.00
Lab Services* - AC Content (Reflux)			0	\$260.00	\$0.00
Lab Services* - HMA Prime Tack Coat Testing			1	\$100.00	\$100.00
Lab Services* - Washed Gradations			8	\$160.00	\$1,280.00
Lab Services* - Cylinder Compressive Strength			90	\$27.00	\$2,430.07
Lab Services* - Organic Content			0	\$160.00	\$0.00
Lab Services* - Atterberg Limits			0	\$160.00	\$0.00
Lab Services* - Standard Proctor			0	\$250.00	\$0.00
TOTAL DIRECT COST					\$5,460.63

**If other allowable costs are needed and not listed, please add in the above spaces provided.*
LEGEND

W.O. = Work Order

J.S. = Job Specific



AMERICAN
SURVEYING & ENGINEERING, P.C.

SENT VIA ELECTRONIC MAIL

February 12, 2019

ASE# 219043

Jeffrey W. Kiedaisch, PE
Resident Engineer
Wight & Company
2500 North Frontage Road
Darien, IL 60561

Re: Survey Services In Support of the Fabyan Parkway Fox River Bridge

Dear Mr. Kiedaisch:

ASE offers to perform the services as described by the attached scope for the lump sum fee of**\$27,410.88**.

Please review this scope and offer and let us know if you have any questions.

Sincerely,

AMERICAN SURVEYING & ENGINEERING, P.C.
Coventine Fidis

President/CEO

Visit our website at: www.americansurvey.com

150 N. Wacker Dr. * Suite 2650 * Chicago, IL 60606 * 312-277-2000 * FAX 312-277-2002
P.O. Box 8 * 841 N. Galena Ave. * Dixon, IL 61021 * 815-288-6231 * FAX 815-288-6277
1548 Bond St. * Suite 105 * Naperville, IL 60563 * 630-897-4105 * FAX 630-897-4121



Scope of Work

PROJECT SUMMARY

Project Name Construction Survey Support

ASE Proposal No. 219043

Owner Kane County DOT

Date February 12, 2019

Agent Wight

Revision Date

Project Description – Verify and densify horizontal and vertical project control. Perform LiDAR scanning before and after construction operations as directed by client. All services in support of Deck Reconstruction of Fabyan Parkway Bridge over Fox River which has an approximately 1,500 foot long span.

Project Location – The project is in Kane County IL.

GENERAL CONDITIONS AND SCOPE ASSUMPTIONS

1. All professional services will be performed to appropriate Minimum Standards of practice and Section 1270.56, Minimum Standards of Practice for surveys in Illinois.
2. All previous and relevant survey information such as any and all pertinent site information including, but not limited to previous horizontal and vertical survey control survey information, existing aerial photography, Right-of-Way plans, centerline alignment, construction plans and plats of highway will be furnished to ASE, at no cost to ASE, prior to commencement of field operations.
3. Owner/Agent will provide a Letter of Introduction to facilitate field operations.
4. Hazardous Waste sites designated "Class D" or greater will not be entered unless provided for otherwise in the Scope of Work Tasks.
5. American Surveying & Engineering is not signatory to any organized labor agreements. We will not provide services in any capacity where labor disputes may exist. We will not be responsible for costs or delays associated with labor disputes relevant to work on this project.
6. ASE has no employees covered by prevailing wage statutes and prevailing wage will not be paid.
7. Field work performed on this project are subject to the vagaries of weather. In the event weather impairs our ability to perform any specified professional services, we will contact the Owner/Agent to determine changes in schedule or cost. No additional work will be performed until the owner/agent has reviewed and approved a revised cost or schedule.
8. ASE will begin work after Notice to Proceed at a mutually agreed upon date.
9. This SOW shall become part of the contract between Owner/Agent and ASE.
10. This proposal assumes that there no rail road entry, liability, or flagging costs necessary to perform this work.

PROPOSED TASKS

1. Administration
 - 1.1. Meetings with Owner or Agent, including in-house meetings. Progress Reports, scheduling, invoicing and other project administrative tasks.
 - 1.2. Technical direction of staff and
 - 1.3. Project Management, resource coordination,
2. Document Compilation
 - 2.1. Obtain relevant project documents from Owner/Agent.
 - 2.2. Compile, review and index information
 - 2.3. Prepare compiled information for field and office tasks.
3. Verify Horizontal and Vertical Control
 - 3.1. Recover existing control points and bench marks.
 - 3.2. Densify control as needed for existing conditions survey. Offset control beyond construction limits.
 - 3.3. Establish control on new median at end of construction Stage One.
4. LiDAR Scanning Services – Combined Mobile LiDAR with static terrestrial LiDAR.
 - 4.1. Survey existing conditions prior to construction including under the bridge from abutment to river's edge.
 - 4.2. Perform bridge deck scans after hydro-scarification and after final pavement resurfacing. (Assume four visits total.)
5. QA/QC
 - 5.1. Review contract documents and survey requirements to verify ASE project QA/QC requirements. Create project-specific QA/QC plan.
 - 5.2. Final review and report of QA/QC compliance.

ASE WILL DELIVER TO CLIENT:

- A. ASCII file of control points with copies of field book swing ties.
- B. Point cloud in .las or .pjt format.

DIRECT COST ITEMS

No direct costs are anticipated in this proposal.

ITEMS SUPPLIED BY OTHERS

- A. Record plans, including any previous survey information (if available).
- B. Any and all pertinent site information including, but not limited to previous horizontal and vertical survey control survey information, existing aerial photography, Right-of-Way plans, centerline alignment, construction plans and plats of highway will be furnished to ASE, at no cost to ASE, prior to commencement of field operations.
- C. Permission and access to closed or locked areas requiring access to complete the survey.
- D. Letter of Introduction and written authorization for access to subject property for ASE's services on subject site.



February 14, 2019

Kane County Government Center
Purchasing Department, Bld. A
719 South Batavia Avenue
Geneva, IL 50134

Contractor Disclosures
Kane County Code, Art. II, Div. 3, Sec.2-211

To Whom It May Concern:

In compliance with the Kane County Code Referenced above, this letter will serve as our disclosure of:


- A. Campaign contributions for the last 12 months,
- B. Individuals have more than 5% ownership of shares,
- C. Names and contract information of lobbyists, agents and/or representatives and;
- D. A statement under oath that we have not withheld any disclosures as to the economic interest.

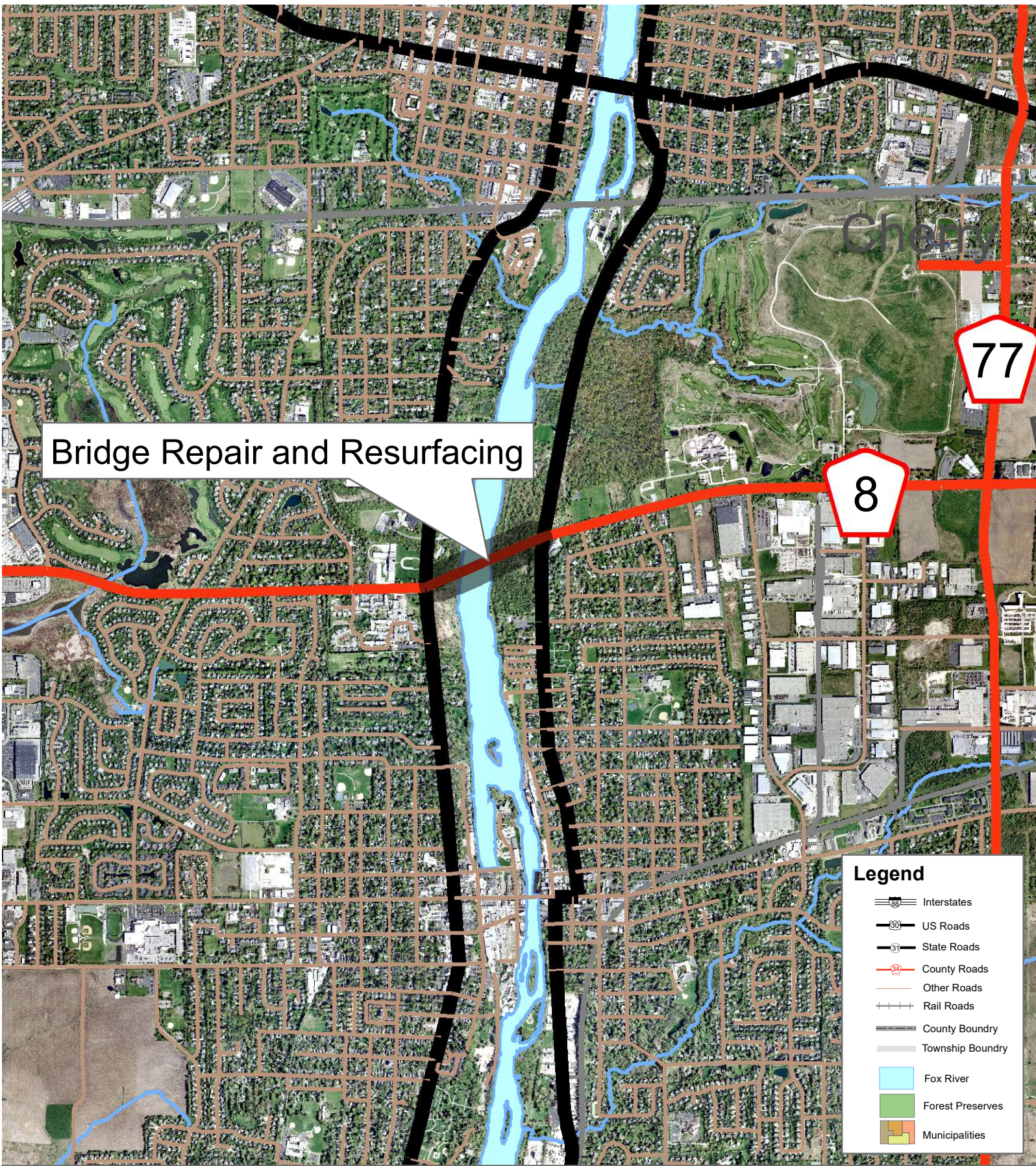
- Campaign Contributions: Wight has made one contribution to Mark Davoust in the amount of \$100.00 on 9/25/2018
- Ownership Interests: The only individual that has a beneficial interest of more than 5% is Mark Wight, who holds a 100% interest.
- The following Wight representatives are or could be having contact with Kane County employees or officials in relation to contracts or bids are: Peter Mesha, John Clinnin, Jeff Kiedaisch, Jason Dwyer and Stephen Collins
- Wight has not withheld nor reserved any information regarding economic interest in the firm as required by the County Code for this disclosure.

Sincerely,

WIGHT & COMPANY

Stephen J. Collins
Vice President, Government Programs



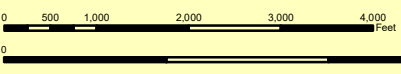


Bridge Repair and Resurfacing

Legend

- Interstates
- US Roads
- State Roads
- County Roads
- Other Roads
- Rail Roads
- County Boundary
- Township Boundary
- Fox River
- Forest Preserves
- Municipalities

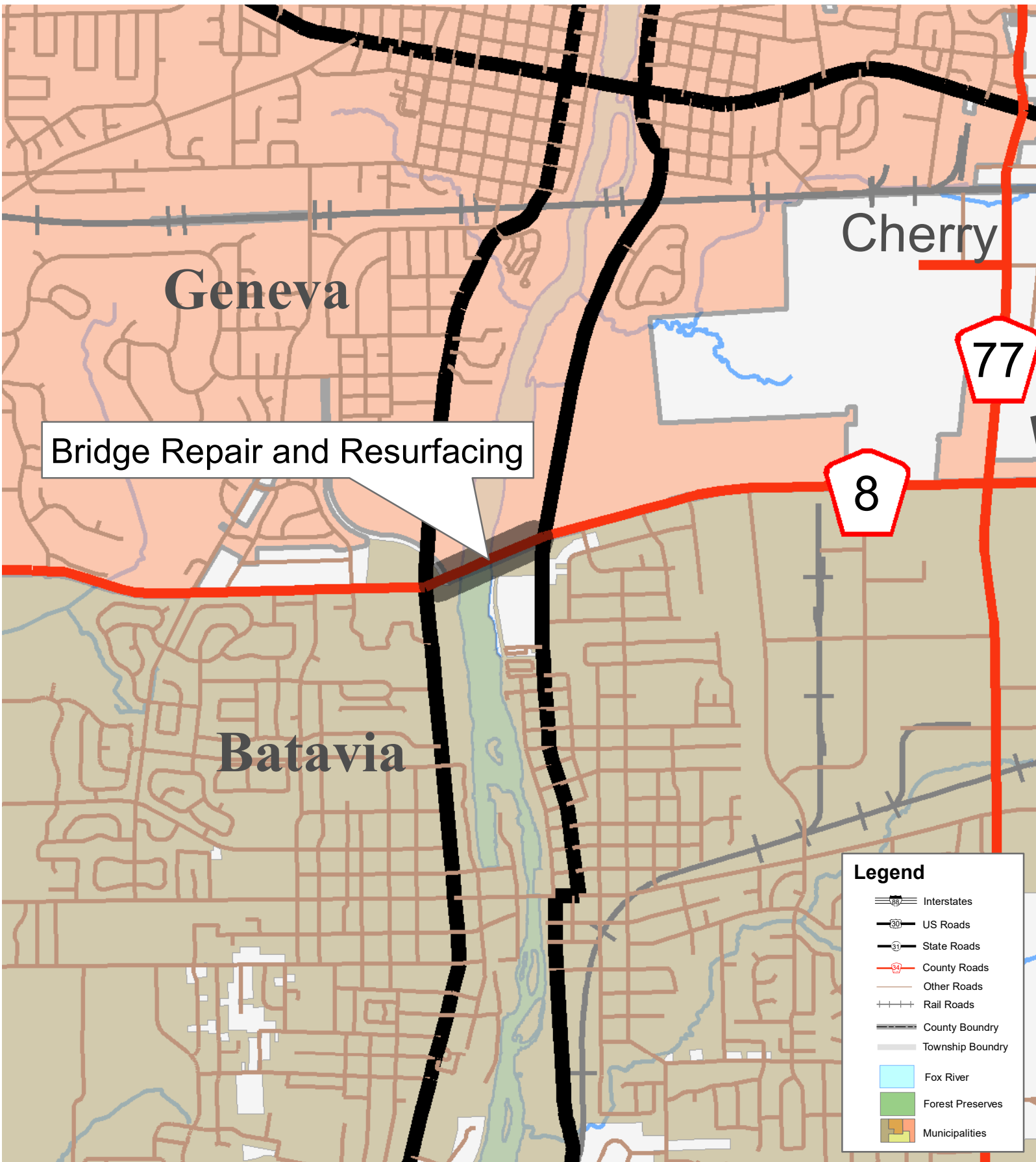
Section Number 17-00479-00-BR
 Fabyan Parkway over the Fox River



Bennington	Butler	Cherokee
Butler	Clark	Clark
Vernon	Compton	Genoa
Kennett	Blackburn	Edwards
Big Rock	Autumn	Autumn

N
W — E
S

M:\dotserver2\USERS\Committee\2019\201903 March\Implementation\Fabyan over Fox-E3 services



Section Number 17-00479-00-BR
 Fabyan Parkway over the Fox River

